LONG BEACH TRANSIT
BOARD OF DIRECTORS MEETING
AGENDA

THURSDAY, SEPTEMBER 24, 2026
4801 AIRPORT PLAZA DRIVE
ROSA PARKS BOARD CHAMBER
3:30 P.M.

Abigail Mejia, Chair
Raul Añorve, Vice Chair
Randy Rawlings, Secretary/Treasurer
James Ahumada, Director
Eduardo Angeles, Director
Carl Kemp, Director
David Sutton, Director

Joshua Hickman, City Representative
Christopher Koontz, City Representative

Kenneth A. McDonald
President and Chief Executive Officer

LONG BEACH TRANSIT BOARD OF DIRECTORS IN-PERSON MEETING

MEMBERS OF THE PUBLIC CAN ATTEND MONTHLY BOARD MEETINGS AT LONG BEACH TRANSIT CORPORATE OFFICE ROSA PARK BOARD CHAMBER, BY RIDING ROUTES 104, 111 AND 112.

THE CLOSEST BUS STOPS TO LBTCO ARE LOCATED:
LAKEWOOD BLVD. AND SPRING ST.
CLARK AVE. AND 29TH ST.
SPRING ST. AND AIRPORT PLAZA DR.

TO CONNECT TO ROUTE 104, TAKE ROUTES 21, 22, 61, 71, 91, 92, 93, 101, 111, 112, 172, 173, 181 AND 182.

TO CONNECT TO ROUTES 111 AND 112, TAKE ROUTES 21, 22, 91, 121, 131, 151, 171, 173, 175 AND 192.

MEMBERS OF THE PUBLIC MAY LISTEN TO THE MEETING BY DIALING
(669) 444-9171 AND ENTERING THE FOLLOWING
MEETING ID: 839 6795 6124

MEMBERS OF THE PUBLIC MAY ALSO JOIN THE VIDEO CONFERENCE VIA THE FOLLOWING ZOOM MEETING LINK:
https://us02web.zoom.us/j/83967956124

PLEASE NOTE THE ZOOM MEETING MAY ENCOUNTER TECHNICAL DISRUPTIONS, BUT IN-PERSON ACCESS AND PUBLIC COMMENT WILL CONTINUE TO BE AVAILABLE IN ACCORDANCE WITH THE BROWN ACT

PERSONS WISHING TO ADDRESS THE BOARD MAY SUBMIT PUBLIC COMMENT VIA EMAIL OR TELEPHONE. MEMBERS OF THE PUBLIC ALSO HAVE THE OPTION TO PROVIDE PUBLIC COMMENT IN THE ZOOM MEETING BY USING THE RAISE HAND FUNCTION OR PRESSING *9 ON YOUR PHONE

Public comments on agenda items may be submitted by email to board@lbtransit.com or by telephone at 562.599.8599.

If calling, please leave a voicemail with your name (please state it clearly), your contact information, and the item number on which you would like to comment (or specify “public comment”).

If emailing, please include your name, contact information, and the item number on which you would like to comment (or specify “public comment”).

More information on this process may be found at ridelbt.com/about-us

REGULAR MEETING – 3:30 P.M.

1. Call to Order. (Abigail Mejia)

2. Roll Call. (Jenese Flores)

3. Employee Recognition. (Elizabeth Brown)

   Employees of the Month for August and September 2026:

   Joseph Martin, Transit Service Delivery and Planning
   Bruce Pech Kong, Maintenance and Infrastructure
   Jasmin Espino, Administrative Staff

   Brijae Curry, Transit Service Delivery and Planning
   Alejandro Perez-Galicia, Maintenance and Infrastructure
   Bruce McCall, Administrative Staff

INFORMATION ITEM

4. Public Comment.

Any member of the public may approach the lectern and, upon recognition by the Chair, state his or her name and proceed to address the Board on any item within the subject matter jurisdiction of the Long Beach Transit Board of Directors, provided that no action may be taken on off-agenda items unless authorized by law. Comments shall be limited to three minutes, unless different time limits are set by the Chair, subject to the approval of the Board.

5. President and CEO Report. (Kenneth McDonald)

INFORMATION ITEM

NOTICE TO THE PUBLIC

All matters included on the Consent Calendar are considered routine by the Long Beach Transit (LBT) Board of Directors and will all be enacted by one motion. There will be no separate discussion of these items unless a member of the Board of Directors or the public so requests, in which event the matter shall be removed from the Consent Calendar and considered as a separate item.

CONSENT CALENDAR (6-7)

6. Recommendation to approve the minutes of the regular session meeting held on July 23, 2026.

Suggested Action: Approve recommendation.

7. Recommendation to receive and file the August 2026 monthly financial report.

Suggested Action: Approve recommendation.

REGULAR CALENDAR

8. Recommendation to authorize the President and CEO to enter into a contract with Gillig LLC for the purchase of 25, 40-foot, low floor BEBs for an initial cost of $40,959,575, including sales taxes with a 3% contingency of $1,228,787, for a total authorization amount not to exceed $42,188,362. (Jim Scott)

Suggested Action: Approve recommendation.

9. Recommendation to authorize the President and CEO to enter into a five-year contract with The Goodyear Tire & Rubber Company for the leasing and servicing of tires at a cost of $4,710,679, with three one-year options at $1,062,396 for Option Year One, $1,102,153 for Option Year Two, and $1,107,413 for Option Year Three, with a 5% contingency in the amount of $399,132, for a total Board authorization amount not to exceed $8,381,773. (Branden Spalding)

Suggested Action: Approve recommendation.

10. Recommendation to adopt the September 2026 Long Beach Transit Drug and Alcohol Policy, which incorporates current requirements under 49 CFR Part 655 and 49 CFR Part 40. (Elizabeth Brown)

Suggested Action: Approve recommendation.

11. Fiscal Year 2026 Federal Transit Administration Bus and Facility Grant Opportunities Overview. (Marisol Barajas)

INFORMATION ITEM

12. Recommendation to adopt a resolution authorizing the President and CEO to submit a funding request to the California Department of Transportation for Senate Bill 1 State of Good Repair funds to obligate allocated funding in the amount of $1,538,125 for Long Beach Transit's capital projects. (Marisol Barajas)

Suggested Action: Approve recommendation

13. Recommendation to approve the pilot of a Board of Directors Finance and Governance Advisory Committee to commence the first quarter of calendar year 2027. (Jenese Flores)

Suggested Action: Approve recommendation

14. Board Agenda Item Brief Initiative (Jenese Flores)

INFORMATION ITEM

15. Long Beach Transit's 2026–2030 Transit Asset Management Plan (Mikaela Deckner)

INFORMATION ITEM

16. Phase IV Electrification Overview (Aaron Bergeson)

INFORMATION ITEM

17. STAR II Phase 2 Update (Jessica Cignarella)

INFORMATION ITEM

18. Proposed Fiscal Year 2028 Budget Development Process (Ashley Liang)

INFORMATION ITEM

19. LBT Fiscal Challenges Analysis Preview (Lisa Patton)

INFORMATION ITEM

20. Public Comment.

Any member of the public may approach the lectern and, upon recognition by the Chair, state his or her name and proceed to address the Board on any item within the subject matter jurisdiction of the Long Beach Transit Board of Directors, provided that no action may be taken on off-agenda items unless authorized by law. Comments shall be limited to three minutes, unless different time limits are set by the Chair, subject to the approval of the Board.

21. Board Requests.

22. Adjourn. The next regular meeting will be held on October 22, 2026. (Abigail Mejia)

Suggested Action: Approve recommendation.

Note:
Long Beach Transit intends to provide reasonable accommodations in accordance with the Americans with Disabilities Act of 1990. If special accommodation is desired, please call the Office of the Board Secretary 48 hours prior to the meeting at 562.599.8599. Long Beach Transit is an entity which is separate and distinct from the City of Long Beach.

LONG BEACH TRANSIT
BOARD OF DIRECTORS MEETING
MINUTES

THURSDAY, JULY 23, 2026
4801 AIRPORT PLAZA DRIVE
ROSA PARKS BOARD CHAMBER
3:30 P.M.

Abigail Mejia, Chair
Raul Añorve, Vice Chair
Randy Rawlings, Secretary/Treasurer
James Ahumada, Director
Eduardo Angeles, Director
Carl Kemp, Director
David Sutton, Director

Joshua Hickman, City Representative
Christopher Koontz, City Representative

Kenneth A. McDonald
President and Chief Executive Officer

REGULAR MEETING – 3:30 P.M.

1. Call to Order. (Abigail Mejia)

   Chair Mejia called the meeting to order at 3:31 p.m.

2. Roll Call. (Jenese Flores)

   Directors Present: James Ahumada, Eduardo Angeles, Raul Añorve, Carl Kemp, Abigail Mejia, Randy Rawlings and David Sutton

   Chair Mejia announced that Director Añorve was participating in the meeting virtually. The Chair inquired whether there were any objections from members present to Director Añorve's remote participation. Hearing none, Director Añorve was permitted to participate virtually in the meeting

3. Employee Recognition. (Elizabeth Brown)

   Employees of the Month for June and July 2026:

   Robert Ragland, Transit Service Delivery and Planning
   Christopher Sanchez, Maintenance and Infrastructure
   Patty Pina, Administrative Staff

   Lakeysha Gray, Transit Service Delivery and Planning
   Janet Maciel, Maintenance and Infrastructure
   Tyler Wigboldy, Administrative Staff

INFORMATION ITEM

Elizabeth Brown, Executive Director/VP, Organizational Development and Administration, presented the Employees of the Month for June and July 2026.

Item was received and filed

4. Public Comment.

Any member of the public may approach the lectern and, upon recognition by the Chair, state his or her name and proceed to address the Board on any item within the subject

matter jurisdiction of the Long Beach Transit Board of Directors, provided that no action may be taken on off-agenda items unless authorized by law. Comments shall be limited to three minutes, unless different time limits are set by the Chair, subject to the approval of the Board.

Richard Castle gave a live public comment regarding reimbursement and raised concerns about service disruptions affecting seniors.

Alexandros Martinez submitted a public comment via email regarding support for expanding service in Carson, including connections to key transit centers and restoring service to Carson Towne Center.

Ken Wakita submitted a public comment via email regarding updating the website to reflect current contactless fare and TAP payment options.

Laurence Boland mailed a public comment regarding safety and ADA concern regarding floating bus stops.

5. President and CEO Report. (Kenneth McDonald)

INFORMATION ITEM

Kenneth McDonald, President and CEO, presented his monthly report.

The CEO recognized staff and safety partners for successfully delivering safe and reliable World Cup service.

Director Angeles shared his experience using the World Cup service shuttle.

The CEO highlighted the third annual Summer Safety Blitz, which promoted heat safety awareness and recognized bus operators.

The CEO highlighted a $7.3 million grant supporting the agency's first zero-emission water taxi initiative and the purchase of two electric vessels.

Chair Mejia commented on the event and the grant's anticipated long-term benefits for the customers and sustainable transportation.

The CEO highlighted the agency's participation in the MOVE LA Conference, which focused on regional mobility, sustainable transportation, and equitable access.

CEO McDonald highlighted various community events LBT staff participated in for the month of July.

CEO McDonald gave a summary of the APTA Transit Board Member Seminar

attended by Board Directors and staff.

Director Angeles, Secretary/Treasurer Añorve and Director Kemp gave a summary of their experiences at the APTA Transit Board Member Seminar.

The CEO discussed proposed federal grant oversight changes, their potential impacts on agency funding and projects, recent legal actions and ongoing staff monitoring.

NOTICE TO THE PUBLIC

All matters included on the Consent Calendar are considered routine by the Long Beach Transit (LBT) Board of Directors and will all be enacted by one motion. There will be no separate discussion of these items unless a member of the Board of Directors or the public so requests, in which event the matter shall be removed from the Consent Calendar and considered as a separate item.

CONSENT CALENDAR (6-7)

A motion was made by Director Ahumada, seconded by Secretary/Treasurer Rawlings, to pass the consent calendar. The motion carried by the following vote:

Yes: 7 – James Ahumada, Eduardo Angeles, Raul Añorve, Carl Kemp and Abigail Mejia, Randy Rawlings and David Sutton

6. Recommendation to approve the minutes of the regular session meeting held on May 28, 2026.

Suggested Action: Approve recommendation.

7. Recommendation to receive and file the June 2026 monthly financial report.

Suggested Action: Approve recommendation.

REGULAR CALENDAR

8. Recommendation to authorize the President and CEO to enter into a three-year contract with Inter-Con Security, for the provision of Security Officer and Transit Ambassador services at a cost of $5,971,354 with two, one-year options at $2,155,407 for Option Year One and $2,167,659 for Option Year Two with an 8% contingency of $823,554, for a total authorization amount not to exceed $11,117,974. (Lee Burner)

Suggested Action: Approve recommendation.

Lee Burner, Executive Director/VP, Transit Service Delivery and Planning, presented the staff report.

Secretary/Treasurer Rawlings inquired about program changes and opportunities for continued improvement.

Mr. Burner responded that enhancements include dedicated contract oversight, additional customer service training, new technology and a transition plan.

Director Kemp inquired about the basis for the 12% Small Business Enterprise goal.

Mr. Burner and CEO McDonald responded that the agency established the goal based on the contract's value and the availability of certified small businesses and agreed to provide additional details.

Vice Chair Añorve raised concerns regarding cost comparisons, vendor selection, procurement transparency and performance measures.

Mr. Burner and CEO McDonald responded that the contract was competitively procured and that detailed evaluation and scoring documentation is maintained and could be provided to the Board.

Director Kemp inquired whether the item could be continued to allow additional information to be provided and made a substitute motion to return the item at the next meeting.

Following discussion of the contract timeline, transition requirements and potential service impacts, staff provided additional proposal scoring information, and Director Kemp withdrew the substitute motion.

General Counsel clarified that Board members may submit questions directly to staff in advance without violating the Brown Act, provided there is no collective deliberation or serial communication.

A motion was made by Secretary/Treasurer Rawlings, seconded by Director Angeles, to approve the recommendation. The motion carried by the following vote:

Yes: 6 – James Ahumada, Eduardo Angeles, Carl Kemp, Abigail Mejia, Randy Rawlings and David Sutton
No: 1 – Raul Añorve

9. Recommendation to adopt a resolution authorizing the President and CEO to file funding applications for Fiscal Year 2027 subsidies under Article IV of the

Transportation Development Act and the State Transit Assistance programs, totaling $36,520,443. (Jenifer Maxwel)

Suggested Action: Approve recommendation.

Jenifer Maxwel, Manager, Capital Programs, presented the staff report.

A motion was made by Director Angeles, seconded by Director Ahumada, to approve the recommendation. The motion carried by the following vote:

Yes: 7 – James Ahumada, Eduardo Angeles, Raul Añorve, Carl Kemp, Abigail Mejia, Randy Rawlings and David Sutton

10. Long Beach Transit's World Cup 2026 Games Service Delivery Update. (Kimberly Yu)

INFORMATION ITEM

Kimberly Yu, Deputy CEO, presented the staff report.

Discussion ensued regarding customer communications, wayfinding, data reporting, interagency coordination, future funding and pricing for special-event services.

11. Transit Gallery Improvement Project Update. (Kim Le)

INFORMATION ITEM

Kim Le, Manager, Transit Customer Amenities, presented the staff report.

Discussion ensued regarding customer wayfinding, public outreach, programmable lighting, digital and non-digital signage, opportunities for local art and the project schedule.

12. Long Beach Transit's Vendor Programs and Local Vendor Engagement. (Joanna Bould)

INFORMATION ITEM

Joanna Bould, Manager, Procurement, presented the staff report.

Director Sutton departed the meeting at 5:49 p.m.

Directors Present: James Ahumada, Eduardo Angeles, Raul Añorve, Carl Kemp, Abigail Mejia and Randy Rawlings

Director Kemp inquired about the value generated through the Local Vendor Initiative and the definition of a local vendor.

Ms. Bould responded that the initiative has generated more than $1 million and includes businesses located in Long Beach and Los Angeles County.

13. Fiscal Year 2026 Fourth Quarter Financial Report. (Lisa Patton)

INFORMATION ITEM

Lisa Patton, Executive Director/VP, Finance and Budget, presented the staff report.

Secretary/Treasurer Rawlings requested that future financial report charts use broader axis scales to provide clearer context and support public transparency.

14. Public Comment.

Any member of the public may approach the lectern and, upon recognition by the Chair, state his or her name and proceed to address the Board on any item within the subject matter jurisdiction of the Long Beach Transit Board of Directors, provided that no action may be taken on off-agenda items unless authorized by law. Comments shall be limited to three minutes, unless different time limits are set by the Chair, subject to the approval of the Board.

There were no public comments.

Vice Chair Añorve departed the meeting at 6:01 p.m.

Directors Present: James Ahumada, Eduardo Angeles, Carl Kemp, Abigail Mejia and Randy Rawlings

15. Closed Session.

Conference with Labor Negotiator
Pursuant to Cal. Gov. Code § 54957.6

Long Beach Transit Representative: Kenneth A. McDonald, President and CEO

Employee Organization:
Amalgamated Transit Union, Local 1277

Meeting went into Closed Session at 6:02 p.m.

Director Angeles departed the meeting during Closed Session.

Directors Present: James Ahumada, Carl Kemp, Abigail Mejia and Randy

Rawlings

Meeting reconvened at 7:38 p.m.

Vince Ewing, General Counsel, reported that no action was taken and no direction was given.

16. Board Requests.

Chair Mejia requested that the CEO develop a plan addressing future fiscal challenges and public engagement.

Director Ahumada requested a review of the contract approval timeline to ensure sufficient time for Board consideration and implementation.

17. Adjourn. The next regular meeting will be held on September 24, 2026. (Abigail Mejia)

Suggested Action: Approve recommendation.

Meeting adjourned at 7:41 p.m.

A motion was made by Secretary/Treasurer Rawlings, seconded by Director Kemp, to approve the recommendation. The motion carried by the following vote:

Yes: 4 – James Ahumada, Carl Kemp, Abigail Mejia and Randy Rawlings
Excused: 3 - Eduardo Angeles, Raul Añorve and David Sutton

Note:
Long Beach Transit intends to provide reasonable accommodations in accordance with the Americans with Disabilities Act of 1990. If special accommodation is desired, please call the Office of the Board Secretary 48 hours prior to the meeting at 562.599.8599. Long Beach Transit is an entity which is separate and distinct from the City of Long Beach.

LONG BEACH TRANSIT
STATEMENT OF REVENUES AND EXPENSES
FOR PERIOD JULY 1, 2026 TO AUGUST 31, 2026

	August 2025	August 2026	August Budget	%	Year to Date FY 2026	Year to Date FY 2027	Year to Date Budget	%
OPERATING REVENUE								
Passenger Fares	$749,010	$858,887	$782,834	110	$1,457,910	$1,622,933	$1,524,501	106
Dial A Lift Fares	4,288	4,284	4,213	102	8,198	8,408	8,147	103
Aqua Service Fares	91,922	69,261	83,774	83	167,264	159,403	165,821	96
Special Event Service Revenue	30,686	26,433	16,249	163	62,894	82,614	74,308	111
Advertising Revenue	68,750	70,833	70,833	100	137,500	141,667	141,666	100
Interest & Miscellaneous	467,761	478,437	445,528	107	983,136	955,733	890,918	107
TOTAL OPERATING REVENUE	**$1,412,416**	**$1,508,135**	**$1,403,431**	**107**	**$2,816,901**	**$2,970,757**	**$2,805,361**	**106**
SUBSIDY REVENUE								
Federal	$1,588,622	$1,118,184	$1,083,333	103	$3,177,244	$2,201,517	$2,166,666	102
State	2,385,427	3,010,037	3,010,037	100	4,827,378	6,020,074	6,020,074	100
County	4,936,593	5,911,119	5,911,119	100	9,055,868	11,822,238	11,822,238	100
Local	765,860	800,152	800,065	100	2,110,379	1,600,419	1,600,130	100
TOTAL SUBSIDY REVENUE	**$9,676,502**	**$10,839,492**	**$10,804,554**	**100**	**$19,170,869**	**$21,644,248**	**$21,609,108**	**100**
TOTAL REVENUE	**$11,088,919**	**$12,347,627**	**$12,207,985**	**101**	**$21,987,770**	**$24,615,004**	**$24,414,469**	**101**
OPERATING EXPENSES								
Operations	$5,552,614	$5,655,897	$6,052,802	93	$11,234,914	$11,492,917	$12,354,251	93
Maintenance	2,598,462	2,763,381	2,811,771	98	5,153,952	5,367,530	5,629,840	95
Administration	2,179,313	2,326,116	2,535,921	92	4,231,236	4,446,816	5,028,717	88
Fuel & Lubricants	487,224	510,349	523,184	98	982,900	1,011,154	1,068,751	95
TOTAL OPERATING EXPENSES	**$10,817,613**	**$11,255,743**	**$11,923,678**	**94**	**$21,603,001**	**$22,318,418**	**$24,081,559**	**93**
NET INCOME (LOSS) BEFORE DEPR.	**$271,306**	**$1,091,884**	**$284,307**		**$384,769**	**$2,296,588**	**$332,910**	
DEPRECIATION	$1,467,760	$1,957,148	$1,957,148	100	$2,938,845	$3,919,117	$3,919,117	100

LONG BEACH TRANSIT
SCHEDULE OF EXPENSES
FOR PERIOD JULY 1, 2026 TO AUGUST 31, 2026

	Operations	Maintenance	Admin	Total Curr. Month	Current Month Budget	%	Year to Date	Year to Date Budget	%
LABOR									
Operators	$2,796,456	$0	$0	$2,796,456	$2,882,939	97	$5,764,379	$5,983,845	96
Maintenance	0	697,426	0	697,426	692,790	101	1,409,976	1,385,600	102
Salaried	388,699	458,885	899,966	1,747,549	1,840,467	95	3,494,089	3,681,330	95
FRINGE BENEFITS									
FICA	227,309	88,583	63,782	379,674	408,728	93	775,191	833,767	93
Pension	297,684	107,339	82,265	487,289	653,315	75	992,034	1,334,193	74
Health	591,108	180,784	126,933	898,825	891,117	101	1,805,565	1,782,298	101
Workers' Compensation	655,800	61,388	1,545	718,733	718,770	100	1,437,179	1,437,540	100
Uniform & Tool Allowance	14,056	9,427	759	24,241	30,821	79	40,037	61,642	65
Unemployment & Other Fringes	2,757	3,600	43,790	50,148	53,816	93	78,196	85,882	91
SERVICES									
Advertising	0	0	59,526	59,526	68,462	87	95,705	86,263	111
Professional & Technical	94,415	32,787	160,714	287,917	372,710	77	444,227	750,933	59
Contract Maintenance	0	225,922	250,522	476,444	452,922	105	853,647	943,143	91
Security	259,916	42,930	0	302,846	406,984	74	628,749	813,968	77
Employment Physicals	0	0	19,245	19,245	16,900	114	33,408	33,800	99
Other	0	6,996	14,621	21,617	20,483	106	35,069	40,966	86

LONG BEACH TRANSIT
SCHEDULE OF EXPENSES
FOR PERIOD JULY 1, 2026 TO AUGUST 31, 2026

	Operations	Maintenance	Admin	Total Curr. Month	Current Month Budget	%	Year to Date	Year to Date Budget	%
MATERIALS & SUPPLIES									
Fuel & Lubricants	$0	$510,349	$0	$510,349	$523,184	98	$1,011,154	$1,068,751	95
Fleet Parts & Supplies	0	544,744	0	544,744	564,480	97	1,007,536	1,141,391	88
Other Materials & Supplies	0	31,928	18,409	50,337	62,085	81	94,766	130,263	73
UTILITIES	0	206,515	38,309	244,824	195,971	125	432,710	371,076	117
CASUALTY/LIABILITY COSTS	0	5,301	463,964	469,265	507,053	93	956,440	1,014,106	94
PURCHASED TRANS. SERVICE									
Dial A Lift	182,782	0	0	182,782	197,040	93	359,854	384,210	94
Aqua Service	142,318	0	0	142,318	212,690	67	298,839	411,296	73
MISC. EXPENSES									
Dues & Subscriptions	0	0	11,633	11,633	15,833	73	29,615	31,666	94
Taxes, Fees	0	35,364	3,168	38,531	37,799	102	75,662	75,598	100
Training, Travel & Meetings	0	0	31,764	31,764	25,000	127	39,708	50,000	79
Schedules & Tickets	0	0	675	675	5,712	12	8,261	7,379	112
Safety & Misc. Items	0	6,261	8,207	14,468	12,866	112	24,626	25,732	96
Recruitment Advertising	0	0	2,651	2,651	4,964	53	5,882	5,882	100
Other	2,597	17,201	23,669	43,466	47,777	91	85,916	109,039	79
TOTAL OPERATING EXPENSES:	**$5,655,897**	**$3,273,730**	**$2,326,116**	**$11,255,743**	**$11,923,678**	**94**	**$22,318,418**	**$24,081,559**	**93**

LONG BEACH TRANSIT
BALANCE SHEET

	Balance at 08/31/26	Balance at 07/31/26	Balance at 08/31/25
ASSETS			
Cash and Investments	86,036,566	75,558,298	79,080,478
Receivables			
Federal	1,995,900	2,347,933	0
State	4,210,720	9,248,327	10,089,333
County	572,204	4,793,289	8,820,113
Local	2,138,458	154,622	3,528,440
Miscellaneous	4,680,378	5,024,855	3,831,441
Materials & Supplies Inv.	4,763,175	4,723,427	4,323,436
Net Capital Assets	144,790,933	145,678,298	110,732,041
Other Assets	12,101,269	12,386,633	16,430,929
TOTAL ASSETS	**261,289,602**	**259,915,681**	**236,836,211**
LIABILITIES AND CAPITAL			
Trade Payables	5,988,906	3,906,628	5,182,893
Accrued Payroll Liabilities	12,142,347	11,408,270	11,100,098
Net Pension Liability (GASB 68)	23,177,366	23,177,366	28,978,646
Compensated Absence Liabilities	4,159,837	4,190,529	4,123,135
Estimated Liabilities	84,760,713	86,103,951	81,849,618
Deferred Credits	18,429,312	18,650,464	28,721,470
TOTAL LIABILITIES	**148,658,481**	**147,437,208**	**159,955,861**
Federal Capital Contributions	386,975,817	386,150,709	342,828,994
State Capital Contributions	131,095,509	130,993,700	123,192,362
Local Capital Contributions	136,989,483	136,898,488	133,703,224
Accumulated Earnings (Losses)	(542,429,689)	(541,564,425)	(522,844,231)
TOTAL CAPITAL	**112,631,121**	**112,478,473**	**76,880,350**
TOTAL LIABILITIES AND CAPITAL	**261,289,602**	**259,915,681**	**236,836,211**

RECOMMENDED ACTION

To authorize the President and CEO to enter a contract with Gillig LLC for the purchase of 25, 40-foot low floor battery-electric buses.

STAFF REPRESENTATIVE

James Scott, Executive Director/VP, Maintenance and Infrastructure

BACKGROUND

Long Beach Transit (LBT) operates a diverse fleet of 283 revenue buses, consisting of 125 compressed natural gas (CNG) transit buses, 79 gasoline-electric hybrid transit buses, 74 battery-electric buses (BEB), and five battery-electric coaches. One hundred percent of LBT's revenue bus fleet is alternatively fueled.

LBT plans to replace 25 gasoline-electric hybrid buses that have reached the end of their useful lives with 25 battery-electric buses. The Federal Transit Administration's useful life benchmark for a heavy-duty transit bus is 12 years or 500,000 miles, whichever occurs first.

The purchase of these 25 buses will increase LBT's zero-emission bus fleet to 104 battery-electric buses. This procurement supports LBT's commitment to fully transition the LBT1 operating facility to a battery-electric bus fleet and advances the agency's strategic priorities of improving safety and service quality and enhancing the customer experience.

PROCUREMENT

The Federal Transit Administration (FTA) encourages agencies to utilize Joint Procurements and State purchasing contracts to reduce costs and accelerate vehicle deliveries. Under section 3019 of the FAST act, grantees may purchase rolling stock and related equipment from any State procurement contract or joint procurements. These Procurement methods remain subject to all Federal requirements, including full and open competition, no geographic preferences, Buy America, bus testing and inclusion of all required FTA certifications and contract clauses.

Currently, only two manufacturers are actively offering zero-emission battery-electric buses that meet LBT's operational requirements: Gillig LLC and New Flyer of America. After an extensive review of State contracts from Washington, Georgia and California as well as joint procurements offering zero-emission buses, LBT determined that the Basin Transit Authority (BTA) joint procurement, located Joshua Tree, California, offers the most advantageous solution to LBT procuring 25 battery electric buses. The BTA joint procurement contract (RFP 23-01) with Gillig LLC is fully compliant with all FTA requirements.

This determination is further supported by a comparative price analysis of the manufacturers' published base vehicle prices under the BTA contract, New Flyer of America $1,319,855 and Gillig $1,168,729. Gillig's base vehicle price is approximately $151,126 lower per bus, representing a base-price difference of approximately $3.7 million across 25 buses.

The comparison is limited to the base vehicle prices published in the contract materials and does not represent the final, fully configured cost of the proposed buses. Following the selection of Gillig, LBT requested a formal proposal and negotiated the vehicle configuration necessary to support LBT's operating environment and service requirements. The configuration includes communication equipment, passenger seating, head signs, window specifications, exterior graphics, interior paneling and color schemes and onboard security video-recording systems.

Base Bus Price from BTA Contract	$1,168,729	$29,218,225
LBT Required Operational Equipment	$227,694.48	$5,692,362
CA Estimated Sales Tax 10.50%	$151,873.13	$3,796,828.25
Delivery Charges	$2,548.29	$63,707.25
Training	$2,000.00	$50,000.00
1% CalACT Fee	$1,600.00	$40,000.00
Estimated Tariff	$83,938.00	$2,098,450.00
Total Price	**$1,638,382.90**	**$40,959,572.50**

The total amount requested for this procurement reflects the base vehicle price plus LBT-required equipment and configuration changes, delivery, tariffs, fees, training, taxes, and other applicable costs.

DBE/SBE PARTICIPATION

The FTA requires every bus manufacturer, as a condition, to participate in a federal assisted transit vehicle procurement, to certify they comply with the FTA's DBE program requirements and goals. LBT has verified Gillig is an eligible Transit Vehicle Manufacturer (TVM) per FTA. Upon award of this contract LBT will submit an award notification within 30 days to the FTA Office of Civil Rights of this contract award.

ALTERNATIVES CONSIDERED

Staff considered retaining the existing gasoline-electric hybrid buses and rebuilding and refurbishing their parts. Staff considered this alternative unsustainable as the hybrid buses will continue to incur costs for maintenance and repairing the buses that are past their useful life. Moreover, the original manufacturer that built the hybrid propulsion system is no longer in business.

BUDGETARY/FISCAL IMPACT

Funds for this project have been previously identified and approved in prior year's capital budgets.

STAFF RECOMMENDATION

Staff is requesting LBT's Board of Directors to authorize the President and CEO to enter a contract with Gillig LLC for the purchase of 25, 40-foot, low floor BEBs for an initial cost of $40,959,573, including sales taxes with a 3% contingency of $1,228,787, for a total authorization amount not to exceed $42,188,360.



Kenneth A. McDonald
President and Chief Executive Officer

RECOMMENDED ACTION

To authorize the President and CEO to enter into a five-year contract with three one-year options for the leasing and servicing of tires with The Goodyear Tire & Rubber Company.

STAFF REPRESENTATIVE

Branden Spalding, Manager, Fleet and Facility Maintenance

BACKGROUND

Long Beach Transit (LBT) has historically contracted with third-party suppliers for the leasing and management of tires for its fleet of buses. Leased tire contracts provide LBT with the necessary and continuous tire inventory, equipment, assessment, replacement and management services on all revenue buses.

LBT provides public transportation to more than 18 million annual boarding customers throughout a service area covering over 100 square miles across 14 cities. LBT operates 283 buses that run more than 6.7 million service miles over 670,000 service hours annually.

The existing contract with The Goodyear Tire & Rubber Company will expire January, 31 2027. A new contract is needed to ensure the continued availability of tires and services for LBT's revenue bus fleet.

PROCUREMENT

LBT issued a Request for Proposal (RFP) to multiple firms and received two qualified proposals. The proposals were reviewed and deemed responsive and compliant. The proposals were evaluated based on the following criteria:

- Firm Profile (25%)
- Project Team (15%)
- Work Plan (35%)
- Pricing (25%)

The total amount of possible points for the technical evaluation was 75. Pricing made up an additional 25 points, for a total of 100 points. The top two firms, based on the technical evaluation and pricing, had scores of 70.27 and 82.33 points.

The combined technical score and overall cost resulted in the selection of The Goodyear Tire & Rubber Company. The Goodyear Tire & Rubber Company located in Akron, OH, was found to be responsive and compliant by LBT's Purchasing department.

DBE/SBE PARTICIPATION

A Small Business Enterprise (SBE) goal of 23% was established for this contract. Goodyear Tire and Rubber Company satisfied the SBE goal of 23% by subcontracting with Islas Tires, an SBE-certified family-owned business located in Whittier, California specializing in tire sales, and fleet tire services.

ALTERNATIVES CONSIDERED

Staff considered purchasing and managing LBT's tire inventory directly. This will place LBT in a line of business in which it has no experience. Such an alternative would require LBT to assume responsibility for inventory, equipment, replacement and tire disposal. Leasing tires at a per-mile rate consolidates these activities and continues to be the most efficient approach. Staff does not recommend purchasing and managing tires directly as this exposes LBT to the widely variant market forces related to tires.

BUDGETARY/FISCAL IMPACT

Funds for Year One of this contract were included in the previously approved Fiscal Year 2027 Operating Budget, and funding for subsequent years will be included in future operating budgets.

Base Year + Options	Annual Sub-Total, Lease Plus Service Fee
Base Year 1	$872,862
Base Year 2	$909,247
Base Year 3	$944,415
Base Year 4	$973,853
Base Year 5	$1,010,302
Option Year 1	$1,062,396
Option Year 2	$1,102,153
Option Year 3	$1,107,413
Grand Total	**$7,982,641**

STAFF RECOMMENDATION

Staff is requesting LBT's Board of Directors authorize the President and CEO to enter into a five-year contract with The Goodyear Tire & Rubber Company for the leasing and servicing of tires at a cost of $4,710,679, with three one-year options at $1,062,396 for Option Year One, $1,102,153 for Option Year Two, and $1,107,413 for Option Year Three, with a 5% contingency in the amount of $399,132, for a total Board authorization amount not to exceed $8,381,773.



Kenneth A. McDonald
President and Chief Executive Officer

RECOMMENDED ACTION

To adopt the September 2026 Long Beach Transit Drug and Alcohol Policy.

STAFF REPRESENTATIVE

Elizabeth Brown, Executive Director/VP, Organizational Development and Administration

BACKGROUND

Long Beach Transit (LBT) maintains a comprehensive Drug and Alcohol Program to promote a safe workplace and ensure compliance with federal requirements applicable to public transportation agencies. The Federal Transit Administration (FTA), pursuant to 49 CFR Part 655, requires recipients of FTA financial assistance to establish and maintain a drug and alcohol program that meets federal standards. Failure to maintain a compliant program may result in ineligibility for FTA financial assistance.

LBT's current Drug and Alcohol Policy was adopted by the Board of Directors in February 2015. Since that time, federal regulations and terminology have evolved, requiring the policy to be updated to remain current and consistent with applicable requirements.

In June 2025, the FTA completed a Drug and Alcohol Program audit and determined that LBT's program was in compliance with applicable regulations. As part of the May 2026 FTA Triennial Review, which included an assessment of LBT's Drug and Alcohol Program, the FTA identified Board adoption of the updated policy as a required action.

In response, staff conducted a comprehensive review and update of LBT's Drug and Alcohol Policy. The revised policy incorporates current requirements under 49 CFR Part 655 and 49 CFR Part 40 and removes outdated or duplicative language while maintaining LBT's commitment to a safe, drug- and alcohol-free workplace.

Upon adoption, the updated policy will be distributed electronically to all LBT employees. Employees will be required to review the policy. LBT will conduct employee information sessions to clarify any questions from employees. Employees will electronically acknowledge receipt and understanding of the policy requirements.

KEY 2026 REVISIONS:

Key revisions to LBT's 2026 Drug and Alcohol Policy include:

- **Regulatory, Terminology, and Clarification Updates:** Revised terminology, definitions, and provisions to align with current requirements under 49 CFR Part 655 and 49 CFR Part 40, remove outdated or duplicative language, and clarify key requirements.
- **Oral Fluid Testing:** Updated references to drug-testing specimens to reflect federal regulations addressing both urine and oral fluid specimens.

ALTERNATIVES CONSIDERED

No alternatives were considered. Board adoption of the updated Drug and Alcohol Policy is required to maintain compliance with applicable federal regulations and address the required action identified during the May 2026 FTA Triennial Review. Failure to adopt and maintain a compliant policy could affect LBT's eligibility to receive FTA financial assistance.

BUDGETARY/FISCAL IMPACT

Approval and implementation of the updated policy will have no additional impact on the Fiscal Year 2027 budget.

STAFF RECOMMENDATION

Staff is requesting LBT's Board of Directors adopt the September 2026 Long Beach Transit Drug and Alcohol Policy, which incorporates current requirements under 49 CFR Part 655 and 49 CFR Part 40.

Kenneth A. McDonald
President and Chief Executive Officer

Attachment

TABLE OF CONTENTS

Drug and Alcohol Policy 1

1. Statement of Policy 1
2. Application of Policy 1
3. Definition of Illegal Drugs 1
4. The Use of an Illegal Drug(s) by an Employee is Prohibited and will Result in Termination. 2
5. Testing for Illegal Drugs 2
6. Refusal to be Tested 3
7. Positive Tests 3
8. Disclosure of a Drug Problem 3
9. Prescriptions 3
10. Possession of Drugs 4
11. Application of FTA Drug Policy 4

Drug Policy Required by the Federal Transit Administration (FTA) 4

12. FTA Policy 4
13. Application of Policy 5
14. Definition of Safety-Sensitive Employees 5
15. Testing of Safety-Sensitive Employees 5
16. Termination 6

Alcohol Policy of Long Beach Transit or as Required by the Federal Transit Administration (FTA) 6

17. Use of Alcohol 6
18. Testing 6
19. Testing Results 7
20. Refusal to be Tested for Alcohol 7
21. Possession of Alcohol 7
22. Alcohol Consumption 8

Long Beach Transit / FTA Drug and Alcohol Program Policy 9

I. Introduction 10

II. Contact Person 11

III. Affected Employees 11

IV. Definition of Terms 11

V. Employee Education and Training 14

VI. Responsibilities 15

A. Employer 15
B. Employee 15
C. Managers and Supervisors 15
D. Union 16

VII. Prohibited Behavior 16

VIII. Enforcement 16

A. Consequences for Policy Violation 17
B. Disputes 20

IX. Circumstances Requiring Testing 20

A. Pre-Employment Testing 20
B. Reasonable Suspicion Testing 22
C. Post Accident Testing 23
D. Random Testing 25
E. Return-to-Duty and Follow-Up Testing 26

X. Drug Testing Procedures 28

A. Negative Dilute 28
B. Drug Testing Split Sample 28

XI. Alcohol Testing 32

A. Alcohol Testing Methodology 32

XII. Medical Review Officer 29

XIII. Substance Abuse Professional (SAP) 31

XIV. Rehabilitation 31

XV. Confidentiality 32

XVI. Effective Date 33

Attachment 1 Drug and Alcohol Abuse Information Help Lines 35

Attachment 2 Health and Safety Issues Related to Drug Abuse and Alcohol Misuse 36

Attachment 3 List of Safety Sensitive Employees 39

Attachment 4 List of Contacts 40

Provisions of this policy required by the Federal Transit Administration (FTA) and/or the U.S. Department of Transportation (DOT) appear in normal type. Provisions of the Drug-Free Workplace Act of 1988 appear in *Italics.* All **bold type** provisions are requirements of Long Beach Transit (Company). Please note all headings appear in bold, the text however, is where the delineation occurs.

Long Beach Transit
Drug and Alcohol Policy

As an essential element of its commitment to provide safe and reliable transit service and to maintain a safe and healthy work environment for its employees, Long Beach Transit has had a drug and alcohol policy in force for a number of years, which has been strictly enforced.

While the policy of the Company applies to all employees, the FTA drug and alcohol policy applies only to "safety-sensitive employees." It also gives additional grounds for the Company to test safety-sensitive employees. A list of safety-sensitive employees is included in Attachment 3.

Therefore, the existing drug and alcohol policy of the Company, as supplemented by the drug and alcohol program requirements of the FTA, is hereby adopted and confirmed as the Drug and Alcohol Policy of Long Beach Transit.

Illegal Drug Policy

The drug policy of the Company shall be as follows:

1. **Statement of Policy**

   The use of illegal drugs is prohibited at all times.

2. **Application of Policy**

   This policy applies to all employees of Long Beach Transit.

3. **Definition of Illegal Drugs**

   An "illegal drug" is any drug which is not legally obtainable, or which is legally obtainable but has not been legally obtained, or is not being used for its prescribed purposes.

   No person should interpret any document, handbook, rule, statute, or regulation to be in

conflict with the definition of illegal drugs or the meaning of the term "use" of drugs.

4. <u>The Use of an Illegal Drug(s) by an Employee is Prohibited and will Result in Termination</u>.

The use of any illegal drug or substance identified in the DOT panel is prohibited at all times unless a legitimate medical use is verified by the MRO. This includes marijuana, amphetamines, opioids, phencyclidine (PCP), and cocaine, as well as any substance which causes the presence of these drugs or drug metabolites such as hemp-related products, coca leaves or any substance not approved for medical use by the U.S. Drug Enforcement Administration or the U.S. Food and Drug Administration. Illegal use includes use of any illegal drug, misuse of legally prescribed drugs, and use of illegally obtained prescription drugs.

A positive test is sufficient to support a finding of "use."

5. <u>Testing for Illegal Drugs</u>

When an employee does an unusual act, or has unusual behavior, which may suggest drug use, or has been off duty for an extended period of time, or has an attendance problem, or has an on-the-job injury, which requires medical attention, the employee will be tested. Applicants for employment will be tested before they are hired. All employees required to have a Commercial Driver's License (CDL) will also be tested whenever they undergo a physical examination for a Department of Motor Vehicles medical certificate.

6. <u>Refusal to be Tested</u>

A refusal to be tested will result in termination.

7. <u>Positive Tests</u>

If the initial drug screen is positive, a confirmation test of the urine sample will be conducted by a U.S. Department of Health and Human Services (HHS) approved laboratory selected by Long Beach Transit. **If the laboratory confirms the positive test, and the MRO verifies it, the employee will be terminated. It is not necessary that the employee be under the influence of the drug(s).**

8. Disclosure of a Drug Problem

If an employee has a drug problem and voluntarily discloses it to the Company before a disciplinary matter develops and before being selected for testing, the Company will refer the employee to a substance abuse or chemical dependency program.

9. Prescriptions

When given a prescription by a physician, an employee must consult with his or her physician to make certain that the medicine will not affect the employee's ability to perform his or her duties and will not result in illegal drugs being in the body's system. When taking any prescribed medication that could affect the employee's job performance, the employee must notify the Company in advance.

10. Possession of Drugs

Consistent with the Drug-free Workplace Act of 1988, all employees are prohibited from engaging in the unlawful manufacture, distribution, dispensing, possession, or use of prohibited substances in the work place including Company premises, Company vehicles, **while in uniform, or while on Company business.**

In addition, all employees are required to notify, in writing, the Drug and Alcohol Program Manager in the Human Resources Department of any criminal drug statute conviction for a violation occurring in the workplace within five days after such conviction.

Within 10 calendar days of receiving notice that an employee has been convicted of a criminal drug offense occurring in the workplace, the Company must provide written notice of the conviction to the FTA.

Violations of these provisions will result in termination.

11. Application of FTA Drug Policy

The foregoing policy shall be in addition to the policy required by the Federal Transit Administration.

Drug Policy Required by the Federal Transit Administration (FTA)

12. FTA Policy

In addition to each of the foregoing provisions, Long Beach Transit shall also have the following drug policy required by the FTA, which shall be applicable only to safety-sensitive employees.

13. Application of Policy

This policy shall apply to all employees who perform or are called upon to perform or may be called upon to perform a safety-sensitive function. Such employees shall be referred to as “safety-sensitive employees.”

14. Definition of Safety-Sensitive Employees

A safety-sensitive employee is any employee whose duties relate to the safe operation of transportation services including: (a) operating a revenue service vehicle, whether or not the vehicle is in service, (b) operating a non-revenue service vehicle, when required to be operated by a holder of a Commercial Driver's License (CDL); (c) controlling the dispatch or movement of a revenue service vehicle, (d) maintaining (including repairs, overhaul and rebuilding) a revenue service vehicle or equipment used in revenue service or (e) carrying a firearm for security purposes. Supervisors are considered safety-sensitive only if they perform or may be called upon to perform any of the above duties.

15. Testing of Safety-Sensitive Employees

A safety-sensitive employee shall be tested for drugs as follows: (a) before an applicant or a non-safety-sensitive employee is allowed to perform a safety-sensitive function for the first time; (b) after an accident; (c) when there is reasonable suspicion to believe a test is necessary; (d) on a random unannounced basis; and (e) for return-to-duty and follow-up purposes.

Safety-sensitive employees will be tested for marijuana, amphetamines (including methamphetamine and MDMA (Ecstasy), opioids (heroin, morphine, codeine hydrocodone, hydromorphone, oxymorphone and oxycodone), phencyclidine (PCP), and cocaine. Use of any

substance which results in the presence of these drugs or drug metabolites in the body, such as hemp-related products, coca leaves or any substance not approved for medical use by the U.S. Drug Enforcement Administration or the U.S. Food and Drug Administration, is prohibited. Illegal use includes the use of any illegal drug, misuse of legally prescribed drugs, and use of illegally obtained prescription drugs in accordance with DOT and FTA regulations.

16. Termination

A verified positive urine test shall result in termination. A refusal to be tested shall result in termination.

Alcohol Policy of Long Beach Transit or as Required by the Federal Transit Administration (FTA)

17. Use of Alcohol

The use of alcohol by any safety-sensitive employee as defined in Sections 14 and 15 relating to drugs is prohibited and will result in termination. An alcohol violation by a safety-sensitive employee is defined as having an alcohol test result of 0.04 or greater while on duty, subject to duty, or just after performing a safety-sensitive function, as confirmed by an evidential breath testing device.

18. Testing

The provisions of Section 5 and 15 relating to testing for drugs shall also apply to testing for alcohol.

19. Testing Results

Performing safety-sensitive duties with an alcohol concentration of 0.02 or greater is prohibited. A test

result of less than 0.02, as evidenced by a breath-testing device (EBT) shall be considered a “negative” test.

If the alcohol concentration is 0.02 or greater, a confirmation test will be performed. A confirmation test result equal to or greater than 0.02, but less than 0.04 will result in immediate removal of the employee from safety-sensitive functions for a period of at least eight hours or until a later re-test shows a concentration of less than 0.02.

A confirmed alcohol test of 0.04 or greater is an "alcohol violation." **An alcohol violation will result in termination.**

20. Refusal to be Tested for Alcohol

A refusal to be tested for alcohol will result in termination.

21. Possession of Alcohol

The possession, purchase, sale, distribution, or consumption of alcohol while performing safety-sensitive duties, **or while on Company premises, in a Company uniform, or in a Company vehicle is prohibited.**

A violation of this provision will result in termination.

22. Alcohol Consumption

The Company prohibits the consumption of alcohol by an employee within eight hours before

reporting for duty. Also, any safety-sensitive employee involved in an accident must refrain from alcohol consumption for eight hours following the accident or until a post-accident alcohol test can be administered.

Long Beach Transit / FTA Drug and Alcohol Program Policy

Long Beach Transit / FTA
Drug and Alcohol Program Policy

I. Introduction

At Long Beach Transit, the safety of employees and customers is our number one priority. Both employees and customers have a right to expect a drug- and alcohol-free workplace. In 1991, the United States Congress passed the Omnibus Transportation Employee Testing Act, which requires drug and alcohol testing of safety-sensitive employees in the public transportation industry. In February 1994, the Department of Transportation published rules requiring agencies such as Long Beach Transit to implement specific drug and alcohol testing programs beginning January 1, 1995.

In response to these Federal requirements, and as a means of continuing our commitment to maintaining a safe and productive work environment, Long Beach Transit has revised its policies regarding drugs and alcohol to be in compliance with the Federal Transit Administration (FTA) rules on the Prevention of Prohibited Drug Use and Alcohol Misuse (49 CFR Part 655), and Procedures for Transportation Workplace Drug and Alcohol Testing Programs (49 CFR Part 40), as amended**.**

It is the goal of Long Beach Transit to establish a work environment that is free of drugs and alcohol, and to foster a sober and drug-free work force. To achieve the drug-free environment that every transit rider, community member, and employee of Long Beach Transit is entitled to will require the best efforts of employees, management, and union leadership.

The following guidelines have been developed as help in administering Long Beach Transit's Drug and Alcohol Policy. As guidelines, they are not intended to be all-inclusive, nor are they intended to be used as hard fast rules regarding the application of the Company's Drug and Alcohol Policy in any particular case. Cases where substance abuse is at issue may be evaluated on the circumstances of that case and the Drug and Alcohol Policy applied as warranted by those circumstances. However, in those situations governed by regulations promulgated under federal authority, such as the U.S.

Department of Transportation, Federal Transit Administration, or as required by state or local law, the applicable law will govern.

II. Contact Person

Questions regarding the Drug and Alcohol Policy or these guidelines should be referred to the Manager of Human Resources.

III. Affected Employees

All Long Beach Transit employees are subject to the Drug and Alcohol Policy, including drug and alcohol testing. The only exceptions are the random testing and certain alcohol provisions, which apply only to safety-sensitive employees. Long Beach Transit has analyzed actual job duties performed or that may be performed by all of its employees and has determined that the job classifications listed in Attachment 3 are considered safety-sensitive for purposes of this policy.

IV. Definition of Terms

For purposes of this Policy, the following definitions of terms apply. The definitions are written for explanatory purposes to help in working with this document.

Adulterated Specimen - A specimen that has been altered, as evidenced by test results showing either a substance that is not a normal constituent for that type of specimen or showing an abnormal concentration of an endogenous substance.

Alcohol Concentration - is expressed in terms of grams of alcohol per 210 liters of breath as measured by an evidential breath-testing device.

Alcohol Use – The consumption of any beverage, mixture, or preparation, including medication, containing alcohol.

Alcohol Violation - The confirmed presence of alcohol in the body system at a concentration of 0.04 or greater as measured by an Evidential Breath Testing (EBT) device. Refusal to take a breath test

or inability to provide a sufficient sample without a valid medical explanation carries the same consequences as an alcohol violation.

Cancelled Test – A drug or alcohol test that has a problem identified that cannot be or has not been corrected, or which Part 40 otherwise requires to be cancelled. A cancelled test is neither positive nor negative.

Chain of Custody – Procedures to account for the integrity of each urine specimen by tracking its handling and storage from point of specimen collection to final disposition.

Confirmation Test – In drug testing, a second analytical procedure performed on a different aliquot of the original specimen to identify and quantify the presence of a specific drug or metabolite. In alcohol testing, a second test that provides quantitative data of alcohol concentration.

Dilute Specimen - A urine specimen with creatinine and specific gravity values that are lower than expected for human urine.

Employee Assistance Program (EAP) – A program provided by Long Beach Transit through the health insurance policy to assist employees and their families in dealing with drug or alcohol dependency and other personal problems. Assistance may be obtained confidentially by calling the number listed in Attachment 1, 24 hours a day, seven days a week.

EBT – Evidential Breath Testing device that is approved by the National Highway Traffic Safety Administration (NHTSA) for the evidential testing of breath at the .02 and .04 alcohol concentrations, and appears on ODAPC's Web page for "Approved Evidential Breath Measurement Devices" because it conforms with the model specifications available from NHTSA.

EMIT – An immunoassay test used as the initial drug screening technique to eliminate "negative" urine specimens from further testing.

FTA – Federal Transit Administration; an agency of the United States Department of Transportation.

Illegal Drugs – Any drug which is not legally obtainable, or which is legally obtainable but has not been legally obtained, or is not being used for its prescribed purpose or in the prescribed manner (this includes prescription drugs prescribed to someone else).

Invalid Test – The result reported by an HHS-certified laboratory in accordance with the criteria established by HHS Mandatory Guidelines when a positive, negative, adulterated, or substituted result cannot be established for a specific drug or specimen validity test.

Legal Drugs – Legally obtained drugs (prescription and non-prescription remedies) used according to directions to alleviate a specific condition.

MRO (Medical Review Officer) -- A licensed physician with knowledge of substance abuse disorders who is responsible for receiving and reviewing laboratory results generated by an employer's drug testing program and evaluating medical explanations for certain drug test results.

Metabolite – The specific substance produced when the human body metabolizes a given prohibited drug as it passes through the body and is excreted in urine.

Non-negative Test – A test result found to be adulterated, substituted, diluted, invalid, or positive for drug/drug metabolites. Non- negative results are considered a positive test or refusal to test if the MRO cannot determine legitimate medical explanation.

Positive Drug Test – A confirmed test that shows the presence in the body system at or above the cut-off levels of a prohibited substance as verified by the MRO. A refusal to take a drug test or inability to provide a sufficient sample without a valid medical explanation carries the same consequences as a positive drug test.

Safety-Sensitive Employee. - A safety-sensitive employee is any employee whose duties relate to the safe operation of transportation services including: (a) operating a revenue vehicle, whether or not the vehicle is in service, (b) operating a non-revenue service vehicle,

when required to be operated by a holder of a Commercial Driver's License (CDL); (c) controlling the dispatch or movement of a revenue service vehicle, (d) maintaining (including repairs, overhaul and rebuilding) a revenue service vehicle or equipment used in revenue service, or (e) carrying a firearm for security purposes. Supervisors are considered safety-sensitive only if they perform or may be called upon to perform any of the safety-sensitive functions outlined above.

SAP (Substance Abuse Professional) - A person who evaluates employees who have violated a DOT drug and/or alcohol regulation and makes recommendations, concerning education, treatment, follow-up testing and aftercare.

Screening Test – Initial test. In drug testing, an immunoassay screen to eliminate “negative” urine specimens from further testing for drugs or drug metabolites. In alcohol testing, an analytical procedure to determine whether an employee may have a prohibited concentration of alcohol in a breath specimen.

Substituted specimen. A specimen with creatinine and specific gravity values that are so diminished or so divergent that they are not consistent with human urine.

Use – Presence of a prohibited substance in the body.

Validity Testing - The evaluation of the specimen to determine if it is consistent with normal human urine. The purpose of validity testing is to determine whether certain adulterants or foreign substances were added to the urine, if the urine was diluted, or if the specimen was substituted.

V. Employee Education and Training

Long Beach Transit believes that education and training of all employees in the effects and treatment of substance abuse will contribute to a safer and more efficient workplace for everyone. Therefore, educating and informing employees about the dangers of drug abuse or alcohol misuse and the possible penalties for violation of the Drug and Alcohol Policy are essential components of our program.

Covered employees must receive at least 60 minutes of training on the effects and consequences of prohibited drug use on personal health, safety and the work environment, and on the signs and symptoms that may indicate prohibited drug use.

Supervisors and/or other company officers authorized by Long Beach Transit to make reasonable suspicion determinations shall receive at least 60 minutes of training on the physical, behavioral, and performance indicators of probable drug use and at least 60 minutes of training on the physical, behavioral, speech, and performance indicators of probable alcohol misuse.

VI. Responsibilities

A. Employer

Long Beach Transit is responsible for developing and implementing substance abuse policies and programs that include drug and alcohol testing of employees and applicants for employment. The goals of these activities are to enhance productivity and safety for our employees and our customers, and to foster a sober and drug-free workforce.

B. Employee

As a condition of employment, all covered employees are required to submit to drug and alcohol testing administered in accordance with 49 CFR Part 40 and Part 655**.** Employees at all levels are responsible for reading, understanding, and adhering to the Long Beach Transit Drug and Alcohol Policy. This policy will be made available to all employees and the Union.

C. Managers and Supervisors

Managers and supervisors will be held accountable for the consistent application and enforcement of the policy.

D. Union

Members of the Union may have a Union representative present during any meeting related to a job action as a result of suspected or confirmed substance abuse policy violations.

VII. Prohibited Behavior

Illegal Drugs

The prohibited drugs listed under the Consequences section of this policy are illegal and employees are prohibited from consuming them at all times. Employees may be tested for drugs anytime they are on duty or subject to duty.

Alcohol

Safety-sensitive employees are prohibited from consuming alcohol in any form:

- While performing any safety-sensitive function
- Within four (4) hours prior to performing any safety-sensitive function
- While they are on call
- Within eight (8) hours following an accident that requires post-accident alcohol testing, unless the test was completed within eight (8) hours

VIII. Enforcement

For any program to be effective, enforcement of policies is essential**.** Long Beach Transit will rigorously enforce its Drug and Alcohol Policy in order to protect the safety of our employees and customers, as well as to protect the efficiency of our operation.

It is the responsibility of all employees to ensure that the standards of performance contained in the Drug and Alcohol Policy are met. Violations of the policy will result in immediate removal from safety-sensitive duty, referral to a Substance Abuse Professional and discipline as set forth below.

A. Consequences for Policy Violation

1. Alcohol

Alcohol testing will be done using a National Highway Traffic Safety Administration (NHTSA) approved Evidential Breath Testing Device (EBT), which measures Breath Alcohol Concentration.

If a safety-sensitive employee's test result is equal to or greater than 0.02 but less than 0.04, the employee will immediately be removed from performing safety-sensitive duties for at least eight (8) hours or until another breath test is administered, and the result is less than 0.02.

Any safety-sensitive employee who has a test result equal to or greater than 0.02 but less than 0.04 on more than one occasion may be subject to discipline up to and including discharge. Employees will receive no pay for time lost as a result of a test result of 0.02 or greater.

If a safety-sensitive employee's confirmed alcohol test result is equal to or greater than 0.04, the employee will be removed from duty, referred to a Substance Abuse Professional**, and will be subject to discharge.**

2. Illegal Drugs

The presence of illegal drugs, as defined in the Policy section and Section IV of the guidelines, in the body system is prohibited.

A positive urine test as defined by the current cut-off limits (see Attachment 4) is sufficient to support a finding of "use" for safety-sensitive employees for the following substances:

- Marijuana and metabolites

- Cocaine and metabolites
- Amphetamines (includes methamphetamine and MDMA)
- Opioids (heroin, morphine, codeine, hydrocodone, hydromorphone, oxymorphone and oxycodone)
- PCP (phencyclidine)

If test results are verified positive, or if the MRO reports a test refusal (Including adulteration or substitution), the employee will be immediately removed from safety-sensitive duty, referred to at least two Substance Abuse Professionals, **and he/she will be subject to termination.** A positive dilute test result will be considered a positive test.

3. Refusal to be Tested

If an employee refuses to be tested, he or she will be removed from safety-sensitive duty, referred to at least two Substance Abuse Professionals, **and will be subject to termination.**

The following actions constitute a refusal to be tested by a safety-sensitive employee:

- Failure to appear for any test (except pre-employment) within a reasonable time, as determined by the Company, after being directed to do so by the Company
- Failure to remain at the testing site until the testing process is complete (except in pre-employment situations where leaving before the test begins is not considered a test refusal)
- Failure to provide a specimen for any drug or alcohol test required by DOT or FTA regulations

- In the case of a directly observed or monitored collection in a drug test, failure to permit the observation or monitoring of a urine collection of your provision of a specimen
- Failure to provide a sufficient amount of specimen when directed, and it has been determined, through a required medical evaluation, that there was no adequate medical explanation for the failure
- Failure or refusal to take a second test the Company or collector has directed you to take
- Failure to undergo a medical examination or evaluation, as directed by the MRO as part of the verification process, or as directed by Long Beach Transit.
- Failure to cooperate with any part of the testing process (e.g., refusal to empty pockets when so directed by the collector, behaving in a confrontational way that disrupts the collection process, failure to wash hands when directed to do so by the collector).
- For an observed collection, failure to follow the observer's instructions to raise clothing above the waist, lower clothing and underpants to about mid-thigh, and to turn around to permit the observer to determine if individual is wearing any type of device that could be used to interfere with the collection process
- Possession or wearing of a prosthetic or other device that could be used to interfere with the collection process
- Admitting adulteration or substitution of the urine specimen to the collector of the MRO
- Failure to remain at the scene of an accident prior to submission to drug/alcohol tests without a legitimate explanation

- If the MRO reports a verified adulterated or substituted drug test results
- During alcohol testing, failure or refusal to sign Step 2 of the Alcohol Testing Form

B. Disputes

Any disputes regarding the Drug and Alcohol Policy shall be subject to the grievance process. Nothing in this policy shall be interpreted so as to limit Long Beach Transit's right to impose disciplinary action, including termination, under the terms of the policy.

IX. Circumstances Requiring Testing

A. Pre-Employment Testing

Drug and alcohol tests will be performed as part of the medical examination of all selected applicants for safety-sensitive positions. In order to be hired, an individual must pass drug and alcohol tests with a negative test result. Individuals who apply for positions at Long Beach Transit will be notified of this requirement at the time of application.

Applicants for safety-sensitive positions shall undergo drug testing and alcohol testing prior to hire or transfer into a safety-sensitive position.

Offers of employment for safety-sensitive positions shall be extended conditional upon the applicant passing a drug test and alcohol test. An applicant shall not be hired into a safety-sensitive position unless the applicant takes a drug test with verified negative results, and an alcohol concentration below 0.02.

If an applicant fails a pre-employment drug or alcohol test, the conditional offer of employment shall be rescinded.

If an employee being placed, transferred, or promoted from a non-safety-sensitive position to a safety-sensitive position fails to pass a drug and/or alcohol test, they shall be subject to disciplinary action. (Refer to Section VIII, Enforcement).

If a test is cancelled, the applicant/employee will be required to retest with a negative test result. A negative dilute test result on a pre-employment test will require a retest.

When a covered employee or applicant has previously failed or refused a pre-employment drug test administered under a DOT agency drug or alcohol testing rule, the employee must provide Long Beach Transit proof of having successfully completed a DOT-compliant referral, evaluation and treatment plan.

Applicants are required to report the name and contact information for all DOT covered employers for the previous two years. The applicant is required to provide a consent statement permitting the previous DOT covered employers to release drug and alcohol test results to the Company. **Failure to provide information or provision of inaccurate or misleading information will result in immediate termination and/or rescission of employment offer. The outcome of the investigation may also result in termination and/or rescission of employment offer.**

If more than 90 days have elapsed between the time of successfully completing pre-employment tests and the assignment of safety-sensitive duties, another pre-employment test will be required prior to the individual being assigned safety-sensitive duties.

Safety-sensitive employees who have been off duty for 90 or more consecutive days for any reason, and have been out of the random pool during that time, must successfully pass a pre-employment drug test prior to the performance of a safety-sensitive function.

B. Reasonable Suspicion Testing

All employees are subject to reasonable suspicion testing.

Reasonable suspicion testing is designed to provide a tool to identify employees who may pose a danger to themselves and others in the performance of their job duties.

Employees may be at work in a condition that raises concern regarding their safety or productivity. A supervisor must then make a decision as to whether reasonable suspicion exists to conclude that substance abuse may be causing the behavior**.**

A safety-sensitive employee may be required to submit to a drug and/or alcohol test, when a trained supervisor or manager reasonably suspects the employee has used a prohibited drug or has misused alcohol. The request to undergo a reasonable suspicion test will be based on specific, contemporaneous, articulable observations concerning the appearance, behavior, speech, or body odor of the employee.

Examples of reasonable suspicion include but are not limited to:

- Physical symptoms consistent with alcohol or drug abuse.
- Evidence of illegal alcohol or drug use, possession, sale, or delivery.
- Other unusual acts or unusual behavior that may suggest drug or alcohol use.

Reasonable suspicion alcohol testing is authorized only if the observation is made just before, during, or just after the employee's performance of safety-sensitive duties. If the alcohol test is not conducted within two hours of the reasonable suspicion determination, the reason for the delay must be documented. All attempts to conduct the alcohol test must cease after eight hours and the reason for the inability to test documented.

C. Post-Accident Testing

1. Definition of Accident

Testing for prohibited drugs and alcohol will be conducted in the case of certain public transportation accidents. An accident as defined by the FTA is an occurrence associated with the operation of a vehicle in which:

- An individual dies, or
- An individual receives injuries requiring immediate transport to a medical treatment facility, or
- Any time one or more vehicles receive disabling damage. "Disabling damage" does not include damage to headlights, taillights, turn signals, horn, windshield wipers, and tires or other damage that could be remedied temporarily at the scene of the occurrence if special tools or parts were unavailable.

Testing for prohibited drugs and alcohol must be conducted when any of the above circumstances exist. **The Company may send an employee for drug and alcohol testing following any accident, which does not meet the above thresholds if the supervisor makes a determination that a test is necessary. Such a test will be a non-DOT test.**

2. Fatal Accident

Whenever there is a loss of human life, the surviving safety-sensitive employee operating the public transportation vehicle at the time of the accident must be tested. Safety-sensitive employees not on the vehicle (e.g., maintenance personnel) whose performance could have contributed to the accident (using the best information available at the time of the accident) also must be tested.

3. Non-Fatal Accident

Following non-fatal accidents, the vehicle operator will be tested if one or more individuals receive injuries requiring immediate transport to a medical treatment facility or any time one or more vehicles receive disabling damage. However if an employee's performance can be completely discounted as a contributing factor, then he or she will not be tested under FTA.

Any other safety-sensitive employee whose performance could have contributed to the accident (as determined using the best information available at the time of the accident) will also be tested.

4. Testing Guidelines

FTA post-accident drug and alcohol tests will be performed as soon as possible. Drug tests will be performed within 32 hours following the accident. Alcohol tests will be performed within 8 hours.

If an alcohol test is not administered within 2 hours following the accident, Long Beach Transit must document the reason the test was delayed and still attempt to administer the test. If an alcohol test is not administered within 8 hours following the accident, attempts to administer an alcohol test will be ended and a record will be filed explaining the circumstances surrounding the missed test.

The requirement to test for drugs and alcohol following an accident will in no way delay necessary medical attention for injured people or prohibit an employee from leaving the scene of an accident to obtain assistance in responding to the accident or to obtain necessary emergency medical care. However, the employee must remain readily available, which means that Long Beach Transit must know the location of the employee. Failure to remain readily available will be considered a refusal to test.

A safety-sensitive employee involved in an accident must refrain from alcohol consumption for eight (8) hours following the accident or until a post-accident alcohol test can be administered. **A violation of this policy will result in termination.**

When the Company is unable to perform a post-accident test in accordance with FTA regulations, it will use the results of Post-Accident drug and alcohol tests administered by State or local law enforcement personnel under their independent authority. This is acceptable only under limited circumstances, and the test results must be obtained in conformance with State and local law.

D. Random Testing

1. Requirement for Random Testing

FTA regulations require random testing of all safety-sensitive employees for drugs and alcohol. Random testing identifies employees who are using drugs or misusing alcohol but are able to use the predictability of other testing methods to escape detection. More importantly, it is widely believed that random testing serves as a strong deterrent against employees beginning or continuing prohibited drug use and misuse of alcohol.

2. Methodology for Random Testing

A scientifically valid random-number selection method to select safety-sensitive employees will be used. Long Beach Transit has purchased a computer program that will generate this selection. There is no discretion on the part of management or operations in the selection of individuals for random testing.

The number of employees randomly selected for drug/alcohol testing during the calendar year shall be based on the FTA minimum random rates which are subject to change on an annual basis. A slightly higher percentage may be selected to compensate for any uncompleted or canceled tests. The test

dates will be spread reasonably throughout the year. Every effort will be made to conduct testing on different days of the week and at different times throughout the annual cycle whenever safety-sensitive functions are performed.

All safety-sensitive employees in the random pool will have an equal chance of being selected for testing and will remain in the pool, even after being tested. It is possible for some employees to be tested several times in one year, and other employees not to be tested for several years.

The schedule of testing will be unannounced and unpredictable. Once the employee has been notified that he or she has been selected for testing, he or she must then report immediately to the collection site.

Random alcohol tests may only be conducted just before, during, or just after the employee's performance of safety-sensitive duty.

E. Return-to-Duty and Follow-Up Testing

Return-to-Duty and Follow-Up Testing Following a Positive or Refused Test. **It is the policy of Long Beach Transit to terminate an employee who tests positive for prohibited drugs and/or alcohol or who refuses a required test**. However, there may be certain times that an employee is returned to work due to a decision made through the grievance process and arbitration. When this happens, Long Beach Transit will require the returning employee to complete the SAP referral, evaluation and treatment process as outlined in 49 CFR Part 40 before returning to work. Long Beach Transit will follow the return-to-duty and follow-up testing recommendations of the Substance Abuse Professional in all such cases**.**

All Return-to-Duty and Follow-up drug tests shall be conducted using Direct Observation procedures. Follow-up alcohol testing under FTA authority may only occur just before, during, or just after the employee's performance of safety-sensitive duties. Once allowed to return to duty, such an employee will be subject to unannounced DOT follow-up testing for at least 12 but not more

than 60 months. The frequency and duration of the follow-up testing will be recommended by the Substance Abuse Professional, with a minimum of six tests performed during the first twelve months after the employee has returned to duty.

Return-to-Duty and Follow-Up Testing Following Employee Self-Referrals. Under the Company's authority, an employee who voluntarily discloses a substance abuse problem, before a disciplinary matter develops and before being selected for a test, will be subject to non-DOT return-to-duty and follow-up testing by the Company.

The employee must be evaluated by a substance abuse counselor, and pass a non-DOT return-to-duty test before resuming any safety-sensitive work. The purpose of this procedure is to provide some degree of assurance that the individual is presently free of alcohol and/or any prohibited drugs and is able to return to work without undue concern about continued substance abuse.

The non-DOT return-to-duty test may include testing for both prohibited drugs and alcohol. The employee must have a negative drug test result and an alcohol test result of less than 0.02 to return to a safety-sensitive function. In addition, the employee must complete all return-to-duty requirements of the Company.

Once allowed to return to duty, an employee will be subject to unannounced non-DOT follow-up testing for at least 12 but not more than 60 months. The frequency and duration of the follow-up testing will be recommended by a substance abuse counselor, with a minimum of six tests performed during the first twelve months after the employee has returned to duty.

Such non-DOT follow-up testing is separate from and in addition to the regular random testing program. Employees subject to non-DOT follow-up testing will remain in the standard DOT random testing pool and must be tested whenever their names come up for random testing. **This provision is not intended to**

interfere with any federal or state regulations regarding return-to-duty and/or follow-up testing.

X. Drug Testing Procedures

All DOT drug tests required under this policy will be administered in accordance with the "Procedures for Transportation Workplace Drug and Alcohol Testing Programs" (49 CFR Part 40), as amended.

Throughout the testing process, every endeavor will be made to ensure that the privacy of the employee will be protected, and the integrity and validity of the process will be maintained.

A. Negative Dilute Test Result

If the MRO reports a negative-dilute test result, the Company will direct the employee to take a second test with no advance notice and depending on the level of creatinine reported by the laboratory to the MRO, the MRO may direct the second test to be directly observed. Should the second test result in another negative-dilute, the test will be considered a negative and no additional testing will be required unless directed to do so by the MRO.

B. Drug Testing Split Sample

The urine specimen collected for FTA testing will be split and poured into two specimen bottles. This provides the employee or applicant with the option of having an analysis of the split sample performed at a second HHS laboratory should the primary specimen test result be verified positive, or a test refusal because of adulteration or substitution. The employee or applicant has 72 hours after being informed by the MRO of a verified positive test or test refusal to request a test of the split sample. However, DOT does not authorize split specimen testing after an Invalid test result. All requests for split specimen analysis will be processed by the MRO and sent to a second HHS laboratory.

If the result of the split sample test confirms the initial verified result, Long Beach Transit will require the employee to reimburse the Company. Unless the split specimen test result is inconsistent with the initial test result, Long Beach Transit will seek reimbursement for split specimen testing costs from job applicants, if they choose to request it.

XI. Alcohol Testing

All DOT alcohol tests required under this policy will be administered in accordance with the "Procedures for Transportation Workplace Drug and Alcohol Testing Programs" (49 CFR Part 40), as amended.

FTA regulations prohibit an employer from allowing an employee with an alcohol concentration of 0.02 or greater to perform any safety-sensitive duties. An employee with an alcohol concentration of 0.02 or greater but less than 0.04 must be removed from duty for at least eight (8) hours or until a re-test shows an alcohol concentration of less than 0.02.

An employee removed from work based on a violation of these conduct standards will not be paid for time missed.

A confirmed alcohol test of 0.04 or greater is an "alcohol violation." **An alcohol violation will result in termination.**

A. Alcohol Testing Methodology

A safety-sensitive employee may only be tested for alcohol just before, during, or just after the performance of a safety-sensitive function, using an evidential breath-testing device (EBT).

XII. Medical Review Officer

FTA drug testing laboratory results will be reviewed by a qualified Medical Review Officer (MRO). The purpose of this review is to determine whether there is a legitimate medical explanation for the confirmed laboratory results. The MRO is a licensed physician

responsible for receiving laboratory results generated by Long Beach Transit's drug testing program. The MRO has knowledge of substance abuse disorders and has appropriate medical training to interpret and evaluate an individual's confirmed positive test result together with the individual's medical history and any other relevant biomedical information.

The MRO will perform various functions, including but not limited to the following:

1. Receive the results of drug tests.

2. Review and interpret an individual's confirmed non-negative test by a) reviewing the individual's medical history, including any medical records and biomedical information provided; b) affording the individual an opportunity to discuss the test results; and c) deciding whether there is a legitimate medical explanation for the result, including legally prescribed medication.

3. Notify each employee who has a verified positive test or a test refusal due to adulteration or substitution that the employee has 72 hours in which to request a test of the split specimen.

4. If, after the MRO makes all reasonable efforts, the MRO is unable to reach the individual directly, the MRO will contact the designated Long Beach Transit representative who will direct the individual to contact the MRO as soon as possible. If after making all reasonable efforts, the designated management official is unable to contact the employee, Long Beach Transit may place the employee on temporary medically unqualified status or medical leave.

5. Report each verified test result to the person designated by Long Beach Transit to receive results.

6. Maintain all necessary records and send test results to Long Beach Transit's drug and alcohol program manager.

7. Protect the employees' privacy and testing program confidentiality.

XIII. Substance Abuse Professional (SAP)

A SAP is a professional who can determine what assistance an individual needs in resolving problems associated with prohibited drug use and/or alcohol misuse.

A safety-sensitive employee who has a verified positive drug test result, and/or confirmed positive alcohol test result, or has refused a required drug or alcohol test will be immediately removed from his or her safety-sensitive job duties. In addition, he or she will be advised of the resources available to evaluate and resolve problems associated with drug abuse or alcohol misuse, including the names, addresses, and telephone numbers of substance abuse professionals and counseling and treatment programs.

Referral to a SAP does not shield an employee from disciplinary action or guarantee employment or reinstatement with Long Beach Transit. Appropriate disciplinary action will be taken for all policy violations.

Employees may be referred to a substance abuse counselor after voluntarily disclosing a substance abuse problem.

XIV. Rehabilitation

Drug and alcohol abusers will be encouraged to make every effort to overcome the abuse and addiction that comes from use. Successful rehabilitation hinges upon users voluntarily rehabilitating themselves, with the assistance of outside professionals.

Employees of Long Beach Transit who have problems with drugs or alcohol misuse are strongly encouraged to seek help voluntarily. Long Beach Transit provides an Employee

Assistance Program (EAP) to assist employees in dealing with drug and alcohol related problems. The EAP is one means for rehabilitation and can be contacted by calling the number listed in Attachment 1, 24 hours a day, 7 days a week. In addition, all employees are encouraged to make use of other available resources for treatment of substance abuse problems.

The cost of any treatment of rehabilitation provided outside the scope of the EAP will be paid directly by the employee or his or her insurance provider. The employee will be allowed to take an unpaid leave of absence to participate in the prescribed rehabilitation. The maximum leave time will be governed by the applicable leave of absence or attendance policy provisions.

Voluntary enrollment in a rehabilitation program does not excuse or exempt an employee from discipline if he or she tests positive for drugs or alcohol.

XV. Confidentiality

Laboratory reports or test results for FTA testing will not appear in a safety-sensitive employee's personnel file. Information of this nature, however, will be included in a separate drug and alcohol testing file maintained in a confidential manner. The reports or test results may be disclosed to Long Beach Transit management on a strictly need-to-know basis and to the tested employee upon request by a written signed release. Disclosure, without employee consent, may also occur when:

- The disclosure is compelled by legal proceedings, (civil or criminal). These proceedings include a lawsuit, grievance, or administrative proceeding brought by, or on behalf of, an employee and resulting from a positive DOT drug or alcohol test or a refusal to test (including, but not limited to, adulterated or substituted test results).

  These proceedings also include a criminal or civil action resulting from an employee's performance of safety-sensitive duties. In such a proceeding, the release of information to the decision

maker in the proceeding (e.g., the court in a lawsuit) will only be released with a binding stipulation that the decision maker to whom it is released will make it available only to parties to the proceeding.

- The information is requested by the DOT, FTA or any DOT agency, or federal, state, or local safety agency with regulatory authority over Long Beach Transit or any of its employees.

- The information is requested by a subsequent employer (if the employee has expressly authorized the particular records be transmitted to that employer)

- The information has been placed at issue in a formal dispute between the tested employee or applicant and Long Beach Transit

- The information is requested by the National Transportation Safety Board during an accident investigation

- In cases of a contractor or sub-recipient of a state department of transportation, records will be released when requested by such agencies that must certify compliance with the regulation to the FTA.

XVI. Effective Date

The effective date of these revised policies is:

The Board of Directors approval date is: (To be inserted following Board approval)

Attachment 1

Drug and Alcohol Abuse Information Help Lines

Substance Abuse Professional
(714) 891-7742
(818) 760-1967

Employee Assistance Program
(866) 374-6061

Alcohol and Drug Referral Hotline
(800) 252-6465

American Council on Alcoholism Hotline
(800) 356-9996

Al-Anon
(800) 344-2666

Center for Substance Abuse Treatment
(800) 662-4357

Mothers Against Drunk Driving (MADD)
(800) 438-6233

National Cocaine Hotline
(844) 289-0879

SAMHSA – Substance Abuse and Mental
Health Services Administration
Treatment Referral Hotline
(800) 662-HELP

Attachment 2

Health and Safety Issues
Related to Drug Abuse and Alcohol Misuse

Substance abuse, the misuse of drugs and alcohol, is not a new issue, but it is one of growing concern to employers. Substance abuse is a problem in the workplace. Research has shown that substance abuse affects organizations, as evidenced by increased medical benefit claims, increased absenteeism, increased worker's compensation claims, and decreased productivity. Substance abuse poses serious safety and health risks not only to the user, but also to those who work with or come into contact with the user. As a result, employers have become even more concerned about the misuse of drugs and alcohol by employees who perform safety-sensitive functions in the organization, and in functions involving direct contact with the public.

Alcohol Facts

Alcohol, when consumed primarily for its physical and mood-altering effects, is a substance of abuse. As a depressant it slows down physical responses and progressively impairs mental functions. Signs and symptoms of use include dulled mental processes, lack of coordination, odor of alcohol on the breath, slowed reaction rate, and slurred speech. The chronic consumption of alcohol over time may result in decreased sexual functioning, dependency, fatal liver disease, kidney disease, and birth defects.

It takes one hour for the average person (150 pounds) to process one serving of an alcoholic beverage from the body. Impairment in coordination and judgment can be objectively measured with as little as two drinks in the body. A person who is legally intoxicated is six times more likely to have an accident than a sober person.

Amphetamine Facts

Amphetamines are central nervous system stimulants that speed up the mind and body. Signs and symptoms of use include hyperexcitability, restlessness, confusion, panic, talkativeness, inability to concentrate, and heightened aggressive behavior. Regular use

produces strong psychological dependence and increasing tolerance to the drug.

Low-dose amphetamine use will cause short-term improvement in mental and physical functioning. With greater use, however, the effect reverses and has an impairing effect. Hangover effect is characterized by physical fatigue and depression, which may make operation of equipment or vehicles dangerous.

Cocaine Facts

Cocaine is abused as a powerful physical and mental stimulant; the entire central nervous system is energized. Signs and symptoms of use include financial problems, increased physical activity and fatigue, isolation and withdrawal from friends and normal activities, unusual defensiveness, anxiety, agitation, and wide mood swings. Cocaine use causes the heart to beat faster and harder and rapidly increases blood pressure. Cocaine causes spasms of blood vessels in the brain and heart and can lead to ruptured vessels causing strokes or heart attacks. Extreme mood and energy swings create instability. Work performance is characterized by forgetfulness, absenteeism, tardiness, and missed assignments.

Marijuana Facts

People use marijuana for the mildly tranquilizing, mood altering and perception altering effects it produces. Signs and symptoms of use include reddened eyes, slowed speech, chronic fatigue, and lack of motivation. Chronic smoking of marijuana causes emphysema-like conditions. Regular use can cause diminished concentration, impaired short-term memory, impaired signal detection, and impaired tracking (the ability to follow a moving object with the eye).

Marijuana smoking has a long-term effect on performance. Combining alcohol and other depressant drugs and marijuana can produce a multiplied effect, increasing the impairing effect of both the depressant and marijuana.

Opioids (Narcotics) Facts

Opioids (also called narcotics) are drugs that alleviate pain, depress body functions, and when taken in large doses, cause a strong euphoric feeling. Signs and symptoms of use include mood changes, impaired mental functioning, depression and apathy, impaired coordination, and physical fatigue and drowsiness. IV needle users have a high risk for contracting hepatitis and AIDS due to sharing of needles.

Unwanted side effects of opioids such as nausea, vomiting, dizziness, mental clouding, and drowsiness place the legitimate user and abuser at higher risk for an accident. Workplace use may cause impairment of physical and mental functions.

Phencyclidine (PCP) Facts

Phencyclidine acts as both a depressant and a hallucinogen, and sometimes a stimulant. Signs and symptoms of use include impaired coordination, severe confusion and agitation, extreme mood shifts, rapid heartbeat, and dizziness. The potential for accidents and overdose is high due to the extreme mental effects combined with the anesthetic effect on the body. PCP use can cause irreversible memory loss, personality changes, and thought disorders.

Attachment 3

List of Safety Sensitive Employees

- Bus Operator
- Student Operator
- Transit Service Supervisor
- Transit Service Superintendent
- “A” Mechanic
- “B” Mechanic
- “C” Mechanic
- Utility Worker
- Maintenance/Utility Supervisor
- Fleet Maintenance Manager
- Quality Assurance Specialist
- Training Supervisor
- Training Manager

Attachment 4

List of Contacts

Any questions regarding this policy or any other aspect of the substance abuse policy should be directed to the following individual(s).

Drug and Alcohol Program Manager

Title:	Manager, Human Resources
Address:	Long Beach Transit

Drug and Alcohol Program Administrator

Name:	Teresa Anderson
Title:	Generalist, Human Resources
Address:	Long Beach Transit
Telephone No:	(562) 599-8516

Drug and Alcohol Program Administrator

Name:	Maritza Luviano
Title:	Generalist, Human Resources
Address:	Long Beach Transit
Telephone No:	(562) 489-8486

Medical Review Officer

Name:	Dr. Helen Tang, and Dr. Chris Tang
Title:	Medical Review Officers
Address:	CAREonsite
Telephone No:	(562) 437-0831

Substance Abuse Professional

Name:	Sabrina Finn Reid
Title:	Substance Abuse Professional
Address:	Vista, CA
Telephone No:	(714) 891-7742

Name:	Frank A. Mazzola
Title:	Substance Abuse Professional
Address:	Burbank, CA
Telephone No:	(818) 760-1967

HHS Certified Laboratory

Name:	Pacific Toxicology Laboratories
Address:	Woodland Hills, CA
Telephone No:	(818) 598-3110

INFORMATION ITEM

Fiscal Year 2026 Federal Transit Administration Bus and Facility Grant Opportunities Overview

STAFF REPRESENTATIVE

Marisol Barajas, Manager, Government Relations

BACKGROUND

Long Beach Transit (LBT) strategically aligns its capital priorities with federal grant opportunities, particularly through the Federal Transit Administration's (FTA) Bus Grants Program, including Low or No Emission grants, to advance its mission of fleet modernization, safety, improved customer experience, and sustainability. This approach ensures every grant application directly supports LBT's vision and mission is integrated into the annual Capital Program, which the Executive Leadership Team regularly reviews for ongoing alignment.

Federal grants are essential for LBT to reinvest in fleet, infrastructure, and technology, especially as other funding sources become limited. LBT maximizes every investment by leveraging local funds to match federal dollars, meet cost-sharing requirements, and improve competitiveness for grant awards. In Fiscal Year (FY) 2027, federal funding for LBT's capital program totals $26.5 million. State and local sources will contribute $5.6 million and $1.5 million, respectively, while $8.3 million will be reallocated from the prior year, bringing total funding to $41.9 million.

Recent federal policy changes have created uncertainty for long-term capital planning and changed the priorities and evaluation criteria applied to competitive transit grants. These changes include a White House-proposed Office of Management and Budget rule change and the delay of related regulatory changes until December 1, 2026.

Under the current federal funding environment, grant evaluation places greater emphasis on safety, usability, operational efficiency, and benefits to families and communities. Previous evaluation requirements related to climate change and Diversity, Equity, and Inclusion are no longer emphasized. Federal priorities have also shifted toward lower-emission technologies rather than exclusively supporting full zero-emission deployment.

These changes may require LBT to adjust the sequencing of its near-term capital investments and consider lower-emission vehicle projects that are more competitive under the current federal criteria. This would allow LBT to address immediate fleet replacement, safety, and reliability needs while continuing to advance its long-term zero-emission strategy as funding and supporting infrastructure become available. It does not represent an abandonment of LBT's long-term zero-emission goals.

For FY 2026, the FTA announced $610 million in competitive funding through the Grants for Buses and Bus Facilities Program and the Low or No Emission Grant Program. Approximately $589 million is available through the Low or No Emission Grant Program, while $21 million is available through the Bus and Bus Facilities Program.

Eligible activities include the purchase, lease, or rehabilitation of transit buses and related facilities. Applications will be evaluated based on the demonstrated need for the project, anticipated benefits, planning and local or regional prioritization, financial commitment, implementation strategy, and the applicant's technical and legal capacity. Capital projects generally require a local match of 15 to 20 percent, depending on the project and applicable grant requirements.

Staff will evaluate potential projects based on eligibility, competitiveness, operational readiness, available matching funds, and alignment with LBT's Capital Program. Grant applications will emphasize measurable outcomes such as improved safety, accessibility, operational efficiency, asset condition, fleet reliability, and benefits to families and communities.

Securing federal funding would allow LBT to replace aging vehicles and infrastructure, improve fleet reliability and the customer experience, and maintain progress toward more sustainable transit service. Staff will consider both low- and zero-emission projects during the current funding cycle based on the applicable federal criteria and LBT's immediate and long-term capital needs.

ALTERNATIVES CONSIDERED

LBT considered funding sources other than the FY 2026 Grants for Buses and Bus Facilities Program and Low or No Emission Grant Program. Upon evaluation, staff concluded there were insufficient viable funding sources to support the capital projects.

BUDGETARY/FISCAL IMPACT

Based on the FTA's FY 2026 Grants for Buses and Bus Facilities Program and Low or No Emission Grant Program Notice of Funding Opportunity announcement, $610 million in competitive funding is available, with approximately $589 million specifically allocated for the Low-No Program and $21 million for the Bus and Bus Facilities Infrastructure Program.

STAFF RECOMMENDATION

Not applicable. Informational Item Only

Kenneth A. McDonald
President and Chief Executive Officer

RECOMMENDED ACTION

To adopt a resolution authorizing the President and CEO to submit a funding request to the California Department of Transportation for Senate Bill 1 State of Good Repair funds.

STAFF REPRESENTATIVE

Marisol Barajas, Manager, Government Relations

BACKGROUND

On April 28, 2017, Governor Jerry Brown signed Senate Bill 1 (SB 1), the Road Repair and Accountability Act of 2017, into law. Section 19 of SB 1 modifies the State Transit Assistance (STA) program to provide new funding to transit operators in California for eligible state of good repair (SGR) capital projects. The SGR is funded from a portion of the new Transportation Improvement Fees on vehicle registrations, which commenced on January 1, 2018.

The State Controller's Office (SCO) has estimated that, during Fiscal Year (FY) 2026-2027, the SGR will provide nearly $140,678,000 in funding across California, with Los Angeles County receiving $17,478,629 of that amount. Long Beach Transit (LBT), together with other municipal operators in Los Angeles County, will benefit from SGR program allocations. Each year, the Los Angeles County Metropolitan Transportation Authority (Metro), as the Regional Transportation Planning Agency (RTPA), allocates SGR funds through the Formula Allocation Procedure (FAP). Based on Metro's Transit Fund Allocations, LBT's State of Good Repair Program allocation will be $1,538,125 for FY 2026–2027.

While the funding is formula driven, all eligible recipients are required to submit to the California Department of Transportation (Caltrans) a list of capital projects for which they plan to use the funds. Caltrans must approve these projects before the SCO will release the funds.

The deadline to submit the documentation required to establish eligibility for the first quarterly SGR distribution was September 1, 2026. LBT submitted the required eligibility documents to Caltrans by the deadline.

The resolution presented with this report serves a separate purpose: it confirms LBT's decision to claim the SGR funds estimated in the adopted budget and identifies the proposed projects for which the funds will be used.

The eligible projects planned for these funds:

1. Bus Replacement Project: $1,538,125 to support the next group of bus replacements (1200 series compressed natural gas) for vehicles that have reached the end of their useful life. Project funding supports the purchase of up to 20, 40-ft vehicles that are fully ADA-compliant with a passenger count of up to 38 passengers.

ALTERNATIVES CONSIDERED

LBT considered funding sources other than the SGR. Upon evaluation, staff concluded there were insufficient viable funding sources to support the capital projects.

BUDGETARY/FISCAL IMPACT

Based on the Metro's Transit Fund Allocations, LBT's SGR Program allocation for FY 2026–2027 is $1,538,125.

STAFF RECOMMENDATION

Staff is requesting LBT's Board of Directors adopt a resolution authorizing the President and CEO to submit a funding request to the California Department of Transportation for Senate Bill 1 State of Good Repair funds to obligate allocated funding in the amount of $1,538,125 for Long Beach Transit's capital projects.



Kenneth A. McDonald
President and Chief Executive Officer

RESOLUTION OF LONG BEACH TRANSIT

Resolution authorizing the submittal of a funding request, required certification and assurances and authorized agent form for the Senate Bill 1 State of Good Repair Program.

WHEREAS, Long Beach Transit (LBT), is an eligible recipient of Senate Bill 1 (SB 1) State of Good Repair (SGR) funding administered through the California Department of Transportation (Caltrans); and

WHEREAS, Caltrans has developed guidelines for the purpose of distributing and administering SGR funds approved under SB 1 through the State Transit Assistance (STA) program to eligible transit operators which includes Long Beach Transit; and

WHEREAS, the Los Angeles County Metropolitan Transportation Authority (Metro) is the Regional Transportation Planning Agency (RTPA) for Los Angeles County authorized to receive and sub-allocate SGR funds to the transit operators under their jurisdiction based on the amounts published by the State Controller's Office (SCO); and

WHEREAS, Caltrans SGR guidelines require that a list of transit projects be submitted by September 1, 2026, and other supporting documents as necessary such as board authorized resolution, certification and assurances and authorized agent form can be uploaded upon approval; and

WHEREAS, LBT wishes to delegate authorization to submit the required funding request documentation and any amendments thereto to LBT President and CEO, or his/her designee.

NOW, THEREFORE, BE IT RESOLVED by the Board of Directors of LBT that the grant recipient agrees to comply with all conditions and requirements set forth in the SGR program guidance, applicable statutes, and regulations pursuant to Caltrans-funded transit projects.

NOW THEREFORE, BE IT FURTHER RESOLVED that LBT President and CEO, or his/her designee, be authorized to execute all required documents of the Caltrans SB 1 SGR grant program and any amendments thereto with Caltrans.

CERTIFICATION

The undersigned duly appointed Secretary/Treasurer certifies that the foregoing is a true and correct copy of a resolution adopted at a legally convened meeting of the LBT Board of Directors held on September 24, 2026.

_____ _____

Randy Rawlings
Secretary/Treasurer, Board of Directors

Date

Board Agenda Item No. 13
September 24, 2026

RECOMMENDED ACTION

To approve the pilot of a Board of Directors Finance and Governance Advisory Committee to commence the first quarter of calendar year 2027.

STAFF REPRESENTATIVE

Jenese Flores, Board Secretary

BACKGROUND

During the Board of Directors' Retreat in May 2024, the Board requested staff reevaluate the current Board committee structure and make new recommendations to capitalize on its engagement and desire to interact more with staff.

In September 2024, the Board approved the continuation of the Executive Committee, which addresses matters related to the business of the Board and the President and CEO and is composed of the Board Officers: Chair, Vice Chair and Secretary/Treasurer. The Board also approved a pilot Finance and Budget Advisory Committee to review matters related to LBT's budget, fiscal performance, funding issues and financial position. The Finance and Budget Advisory Committee was established in early 2026 and held its first meeting in March 2026.

During the May 2026 meeting, a Board request was made asking the Board to consider establishing a governance committee. The Executive Committee subsequently reviewed the request and recommended expanding the responsibilities of the Finance and Budget Advisory Committee to include governance matters and renaming it the Finance and Governance Advisory Committee.

Combining the finance and governance responsibilities into one advisory committee provides a practical structure for addressing both areas while maintaining the established two-member committee composition.

Staff recommends continuing the Executive Committee and establishing a Finance and Governance Advisory Committee as a 12-month pilot to replace the Finance and Budget Advisory Committee.

Finance and Governance Advisory Committee proposed matters covered:

- Budget development, fiscal performance and financial reporting;
- Long-term financial planning, funding strategies and financial risks;
- Board governance policies, bylaws and governance practices

This advisory committee would meet quarterly and provide a report to the full Board at the next regular Board meeting to report on its activities, recommendations and items requiring Board

consideration. A maximum of two members is recommended to minimize the potential for quorum concerns if other Board members attend a committee meeting.

At the conclusion of the 12-month pilot period, the Executive Committee will review the Finance and Governance Advisory Committee structure, including member participation, the number and types of matters reviewed, recommendations or guidance provided to the full Board, the quarterly report-outs and feedback from Board members. Staff will compile the information for the Executive Committee's review. The Executive Committee will then present its recommendation to the full Board regarding whether to continue the committee or modify its responsibilities, composition or meeting frequency. The full Board will determine whether to continue, modify or discontinue the committee.

ALTERNATIVES CONSIDERED

The Board may elect to retain the existing Finance and Budget Advisory Committee without expanding its responsibilities to include governance matters.

STAFF RECOMMENDATION

Staff is recommending LBT's Board of Directors approve the pilot of a Board of Directors Finance and Governance Advisory Committee to commence the first quarter of calendar year 2027.



Kenneth A. McDonald
President and Chief Executive Officer

INFORMATION ITEM

Board Agenda Item Brief Initiative

STAFF REPRESENTATIVE

Jenese Flores, Board Secretary

BACKGROUND

During recent Board meetings, Directors have expressed concerns that Board reports do not always provide sufficient context, historical information, financial comparisons, or supporting documentation to allow full evaluation of an item before taking action.

In response to this feedback, staff reviewed briefing practices used by peer transit agencies with similarly sized governing boards. Based on that review, staff developed the Board Agenda Item Brief, a concise, one-to-two-page summary that will be distributed to Board members prior to the Board packet finalization. The advance briefing packet is intended to give Directors an opportunity to identify questions, concerns, or requests for additional information early enough for staff to address them before the public packet is finalized.

Proposed Pilot Process

The six-month pilot would apply to action items on the Regular Calendar. Staff would prepare a brief for each applicable item using information provided by the responsible department. The briefs and any available supporting documents would be compiled into a separate briefing packet and distributed to the Board via the Diligent Board Portal.

Informational items would not routinely require a brief because the Board is not being asked to take action. Staff may prepare a brief for an information item on a case-by-case basis when the subject is complex, responds to prior Board direction or is expected to lead to a future Board decision.

Each brief could include:

- The purpose of the items and the action requested of the Board;
- Prior Board consideration, direction and relevant historical information;
- Changes since the item was last considered;
- Current and prior financial information, including the basis for material differences;
- Key issues, risks, timing considerations and the effect of delay of not action, including critical dates; and
- Any available supporting documents.

Board Directors may request an individual meeting with the Board Secretary to discuss the briefing packet, however, a meeting is not required. Whether or not a meeting is requested,

Directors are asked to provide feedback regarding questions, concerns, or additional information they would like addressed.

The Board Secretary would consolidate that feedback and coordinate with the responsible department so the subsequent public Board report, presentation and supporting materials address the identified issues to the extent possible. Individual comments would not be characterized as a collective Board directive, and staff would not communicate one members' views to another or seek consensus outside a noticed public meeting.

Briefing Packet and Public Packet

The briefing packet will remain separate from the public Board packet and will not be reproduced as part of the public posting. Its purpose is to facilitate advance review and gather Board feedback while staff is still developing the public-facing materials. Information received through that feedback process would be used to make the public packet more responsive, but the advance briefing packet itself would not be added to the public packet.

For procurement items, some supporting documentation may contain confidential, proprietary, evaluation, negotiation, or other procurement-sensitive information. Certain materials cannot be made public until after the Board has approved the contract and the agreement has been fully executed. Procurement and General Counsel would review the supporting documents and determine what may be shared before award, what requires redaction, and what must be withheld until the procurement process is complete.

Pilot Evaluation

During the six-month pilot, staff would track the numbers of items briefed, whether and when each Board Director accesses the packet through the electronic portal, feedback received, optional meetings requested and revisions made to public materials. Staff will also gather feedback from Board Directors and participating staff regarding the usefulness and effectiveness of the process. At the conclusion of the pilot, staff will return to the Board with the results and any recommended changes to the process or template.

STAFF RECOMMENDATION

Not Applicable. Information Item.



Kenneth A. McDonald
President and Chief Executive Officer

Attachment

BOARD AGENDA ITEM BRIEF

Meeting Date		**Presenter**	
Agenda Item		**Type**	
Department			
Strategic Priority Alignment			

1. ITEM AT A GLANCE

What is before the Board, why now, and what action or feedback is requested?

Summary	
Requested Action / Feedback	

2. HISTORY AND BOARD CONTEXT

Identify the last related Board action, prior direction, and what has materially changed.

Last Board Consideration	
Prior Board Direction	
What Has Changed	

3. FINANCIAL / CONTRACT SNAPSHOT

Use comparable figures. Explain material differences in scope, term, quantity, or market conditions.

Current Request		**Prior Contract / Cost**	
Dollar / % Change		**Funding Source**	
Basis for Difference			

4. KEY ISSUES, RISKS, AND TIMING

Identify the issues most likely to affect the Board's decision, including the effect of delay or no action.

Key Issues / Risks	
Effect of Delay / No Action	
Critical Dates	

5. SUPPORTING DOCUMENTS AND DIRECTOR INPUT

List—not reproduce—the detailed records available. Capture requests for the final public materials.

Documents Available	
Director Questions / Concerns	*[Record questions raised during the briefing]*
Additional Material Requested	*[Document or analysis requested, responsible department, and due date]*

FOLLOW-UP: *[Identify revisions to the Board report/presentation, attachments to add, responsible staff, and completion date.]*

DRAFT

INFORMATION ITEM

Long Beach Transit's 2026–2030 Transit Asset Management Plan

STAFF REPRESENTATIVE

Mikaela Deckner, Manager, Maintenance Planning

BACKGROUND

The Federal Transit Administration (FTA) requires transit providers that receive federal financial assistance and own, operate, or manage capital assets used in providing public transportation to develop and implement a Transit Asset Management (TAM) Plan. TAM Plans must be updated in their entirety at least once every four years.

Long Beach Transit (LBT) developed its initial TAM Plan in 2018 and completed its first comprehensive update in 2022. The TAM Plan was last presented to the Board of Directors in April 2023. The 2026–2030 TAM Plan represents the agency's second comprehensive update and establishes its asset-management framework for the next four-year planning period.

LBT is classified as a Tier I provider based on the size of its revenue vehicle fleet. As a Tier I provider, LBT must maintain an individual TAM Plan addressing the nine elements required under the FTA TAM Final Rule:

- Capital asset inventory
- Asset condition assessment
- Decision-support tools
- Investment prioritization
- TAM and State of Good Repair policy
- Implementation strategy
- Key annual activities
- Identification of resources
- Evaluation plan

Under the FTA TAM Rule, the President and CEO serves as LBT's Accountable Executive and is responsible for approving and overseeing implementation of the TAM Plan and annual performance targets.

2026–2030 TAM PLAN UPDATE

LBT engaged Bureau Veritas to provide technical support in developing the 2026–2030 TAM Plan. The firm assisted with updating the asset inventory, conducting Useful Life Benchmark assessments for rolling stock and equipment, and completing the facility condition assessment

using the FTA Transit Economic Requirements Model (TERM) scale. LBT reviewed and validated the consultant's work and retains responsibility for the Plan, performance targets, and investment decisions.

The updated inventory reflects capital assets owned by LBT as of March 18, 2026, and includes the following asset categories:

- Rolling Stock: Fixed-route buses, commuter coaches, paratransit vehicles, and Water Taxi vessels are evaluated based on age relative to the applicable Useful Life Benchmark (ULB).
- Equipment: Non-revenue service vehicles and other applicable operating and maintenance equipment are evaluated based on age relative to the applicable ULB.
- Facilities: Maintenance, administrative, and passenger facilities are evaluated based on physical condition using the FTA TERM scale. Facilities rated below TERM 3.0 fall below the federal State of Good Repair (SGR) condition threshold.

ASSESSMENT RESULTS

The assessment identified age-based replacement-planning needs within the revenue and non-revenue vehicle fleets and found that all facility units assessed in 2025 met the FTA SGR condition threshold.

The assessment results identify assets that may require additional review but do not independently determine whether or when an asset will be replaced. Replacement decisions are made through LBT's capital-planning and budgeting process and consider asset condition, safety, reliability, operational needs, lifecycle costs, procurement lead times, project readiness, and available funding.

IMPLEMENTATION AND NEXT STEPS

Applicable TAM data and condition assessments will be incorporated into LBT's annual capital-planning process to assist staff in evaluating and prioritizing future investments. Recommended capital projects and funding levels will continue to be presented to the Board for consideration through the annual budget process, as applicable.

The Plan also establishes responsibilities for annual performance monitoring, National Transit Database reporting, and the periodic evaluation and improvement of LBT's asset-management practices. The President and CEO, serving as LBT's Accountable Executive, will approve the 2026–2030 TAM Plan before the October 1, 2026, federal deadline.

STAFF RECOMMENDATION

Not applicable. Information item only.



Kenneth A. McDonald
President and Chief Executive Officer

TRANSIT ASSET MANAGEMENT PLAN

2026–2030

prepared for

Long Beach Transit
1963 E. Anaheim Street
Long Beach, California 90813



PREPARED BY:
Bureau Veritas

6021 University Boulevard, Suite 200
Ellicott City, MD 21043
800.733.0660
www.bvna.com

BV CONTACT:
Mohanad Al Hilfi
Program Manager
346.631.2041
mohanad.alhilfi@bureauveritas.com

BV PROJECT #:
177306.25R000-009.354

LONG BEACH TRANSIT

prepared for

TABLE OF CONTENTS

1. Background 3
2. Federal TAM Plan Requirements 5
2.1 State of Good Repair Performance Measures 5
2.2 TAM Plan Requirements 5
2.3 Purpose 6
2.4 Benefits 6
3. Capital Asset Inventory 7
3.1 Rolling Stock 7
3.2 Equipment and Facilities 7
3.3 Facility Locations 9
4. Asset Condition Assessment 10
4.1 Rolling Stock 10
4.1.1 Rolling Stock Condition Rating Methodology 11
4.1.2 Rolling Stock Condition Summary 11
4.1.3 Revenue Vehicle Fleet Composition 12
4.2 Equipment 12
4.2.1 Non-Revenue Vehicle Fleet 13
4.2.2 Equipment Condition Summary 14
4.3 Facilities 14
4.3.1 Facility Condition Assessment Rating 14
4.3.2 Facilities Condition Assessment 15
5. Decision Support Tools and Investment Prioritization 16
5.1 Rolling Stock 16
5.2 Equipment – Non-Revenue Service Vehicles 18
5.3 Facilities 19
6. Investment Strategy 20
6.1 Rolling Stock 22
6.1.1 Buses and Commuter Coaches 22
6.1.2 Paratransit Vehicles 22
6.1.3 Water Taxi Vessels 22
6.2 Facilities 22
7. TAM and State of Good Repair Policy 23
7.1 Vision 23
7.2 Accountable Executive 23
7.3 Documented Commitment to Achieving SGR 23
7.4 TAM Objectives 23
7.5 Roles and Responsibilities 24
8. Implementation Strategy 25
8.1 Implementation Principles 25
8.2 Goals and Objectives 25
8.3 Target Setting Methodology 26
9. Implementation and Continuous Improvement 27
10. Key Annual Activities 28
11. Identification of Resources 29
12. Evaluation Plan 30
13. Performance Targets 31
14. Appendices 32

DOCUMENT CONTROL:				
	Name	Title	Signature	Date
Author	Bureau Veritas	Consultant		9/10/2026
Authorizer	James Scott	Executive Director/Vice President, Maintenance & Infrastructure		
Accountable Executive	Kenneth McDonald	President and Chief Executive Officer		

REVISION AND REVIEW RECORD			
Ver no.	Effective Date	Significant Changes	Previous no.
1.0	1/2/2026	Draft Version	NA
1.1	2/7/2026	Draft Version Revised	1.0
1.2	3/20/2026	Draft Version Revised	1.1
1.3	4/6/2026	Draft Version Revised	1.2
1.4	4/20/2026	Draft Version Revised	1.3
1.5	4/27/2026	Draft Version Revised	1.4
1.6	5/26/2026	Draft Version Revised	1.5
1.7	6/2/2026	Draft Version Revised	1.6
1.8	7/2/2026	Draft Version Revised	1.7
1.9	8/11/2026	Draft Version Revised	1.8
1.10	9/8/2026	Draft Version Revised	1.9

1. Background

Long Beach Transit (LBT) provides public transportation services in southeastern Los Angeles County and northwestern Orange County. In Fiscal Year (FY) 2025, LBT provided 19.6 million customer boardings while operating 6.6 million service miles and nearly 667,000 service hours across 36 fixed routes. LBT's 255-bus fleet serves a 107-square-mile area across 14 cities and is supported by more than 800 employees.

LBT serves a diverse customer base. According to LBT's Fall 2025 Customer and Community Evaluation Survey, 71 percent of core customers rely on public transit as their only transportation option, primarily to access employment and education.

LBT provides the following transportation services:

- Fixed-route bus service, including the free Downtown Passport
- Commuter service through Route 405 – UCLA/Westwood Commuter Express
- Demand-responsive paratransit service through Dial-A-Lift
- Seasonal water taxi service through AquaBus and AquaLink
- Special seasonal and event services, uncluding the LA Galaxy Express and regional event shuttles

LBT's services are supported by a diverse portfolio of buses, paratransit vehicles, commuter coaches, water taxi vessels, non-revenue vehicles, equipment, operations, maintenance, administrative, and customer-facing facilities. This TAM Plan establishes LBT's approach to managing these assets, maintaining them in a state of good repair, and prioritizing capital investments.

SERVICE AREA STATISTICS

- Coverage: LBT's 107-square-mile service area includes Long Beach, Lakewood, Signal Hill, Artesia, Bellflower, Carson, Cerritos, Compton, Downey, Hawaiian Gardens, Los Alamitos, Norwalk, Paramount, and Seal Beach.
- Regional Connectivity: LBT routes connect with LA Metro, the Orange County Transportation Authority (OCTA), and other regional transit providers.
- Paratransit: Dial-A-Lift service is available for eligible residents of Long Beach, Lakewood, Signal Hill, and Paramount.
- Accessibility: All LBT fixed-route buses and water taxi vessels are mobility-device accessible.

WATER TAXIS

During the peak summer season, LBT operates two 40-passenger AquaBus vessels and two 75-passenger AquaLink vessels, providing passenger service between destinations along the Long Beach waterfront.

PRIMARY FACILITIES

LBT operates from four properties that accommodate operations, maintenance, administrative, and customer-facing functions:

1. LBT1 – Operating and Maintenance Complex, 1963 E. Anaheim Street
2. LBT2 – Operating and Maintenance Complex, 6860 Cherry Avenue
3. Transit & Visitor Information Center, 107 E. First Street
4. Long Beach Transit Corporate Office, 4801 Airport Plaza Drive

LBT1 and LBT2 function as the agency's primary operations and maintenance complexes. The Transit and Visitor Information Center provides customer-facing transit information and fare services in downtown Long Beach, while the corporate office supports administrative leadership and agency-wide functions. Section 3 provides the complete inventory of TAM-reportable facilities and other capital assets.

2. Federal TAM Plan Requirements

The Moving Ahead for Progress in the 21st Century Act (MAP-21) established a national framework for transit asset management. The Federal Transit Administration (FTA) subsequently issued the Transit Asset Management (TAM) Final Rule, codified in 49 CFR Parts 625 and 630. The rule requires applicable transit providers to develop and implement TAM Plans, establish asset-condition performance targets, and report specified asset-management information to the National Transit Database (NTD).

Transit asset management is the strategic and systematic practice of procuring, operating, inspecting, maintaining, rehabilitating, and replacing transit capital assets to manage their performance, risks, and costs throughout their life cycles. These practices support the provision of safe, cost-effective, and reliable public transportation.

Under 49 CFR § 625.5, a Tier I provider is a recipient that owns, operates, or manages either:

- 101 or more vehicles in revenue service during peak regular service across all fixed-route modes or in any one non-fixed-route mode; or
- Rail transit.

LBT is classified as a Tier I provider based on the size of its revenue vehicle fleet. As a Tier I provider, LBT must develop and implement an individual TAM Plan containing all nine elements required by 49 CFR § 625.25.

2.1 State of Good Repair Performance Measures

The TAM Rule requires transit providers to establish State of Good Repair (SGR) performance targets for applicable capital asset categories. Under 49 CFR § 625.41, a capital asset is in a State of Good Repair when it meets the following objective standards:

- The asset can perform its designed function.
- Use of the asset in its current condition does not pose an identified unacceptable safety risk.
- The asset's lifecycle investment needs have been met or recovered, including scheduled maintenance, rehabilitation, and replacement.

As a Tier I provider, LBT establishes annual performance targets for the following asset categories:

- Rolling Stock: Percentage of revenue vehicles that have met or exceeded their Useful Life Benchmark (ULB).
- Equipment: Percentage of non-revenue service vehicles that have met or exceeded their ULB.
- Facilities: Percentage of facilities rated below 3.0 on the FTA Transit Economic Requirements Model (TERM) scale.

The infrastructure performance measure for rail fixed guideway does not apply because LBT does not operate rail transit.

LBT uses asset inventory information, condition assessments, maintenance and performance data, and lifecycle analysis to monitor asset performance and establish annual performance targets. Section 13 presents LBT's current TAM performance targets.

2.2 TAM Plan Requirements

Recipients and subrecipients of federal financial assistance under 49 U.S.C. Chapter 53 that own, operate, or manage capital assets used in providing public transportation must maintain a current TAM Plan. Under 49 CFR § 625.25, a Tier I TAM Plan must include the following nine elements:

1. **Capital Asset Inventory:** An inventory of the number and type of capital assets within the scope of the TAM Plan.
2. **Asset Condition Assessment:** An assessment of the condition of inventoried assets for which LBT has direct capital responsibility, completed at a level of detail sufficient to monitor asset performance and inform investment prioritization.
3. **Decision Support Tools:** A description of the analytical processes and decision-support tools LBT uses to estimate capital investment needs and develop its investment priorities.
4. **Investment Prioritization:** A prioritized list of projects and programs intended to improve or maintain the State of Good Repair of LBT's capital assets over the plan horizon.
5. **TAM and SGR Policy:** LBT's documented commitment to achieving and maintaining a State of Good Repair, including defined objectives, roles, responsibilities, and executive direction.
6. **Implementation Strategy:** The actions, responsibilities, schedules, and processes LBT will use to implement its TAM practices and achieve its asset-management objectives.
7. **Key Annual Activities:** The asset-management activities LBT plans to undertake during each year of the TAM Plan horizon.
8. **Identification of Resources:** The personnel, financial, technological, or other resources required to develop and carry out the TAM plan.
9. **Evaluation Plan:** The processes LBT will use to monitor, evaluate, update, and continually improve its TAM Plan and asset-management practices.

The first four elements apply to both Tier I and Tier II TAM Plans, while elements five through nine are additional requirements for Tier I providers.

The TAM Plan must be updated in its entirety at least once every four years. While the plan establishes a four-year horizon, it may be amended if significant changes occur in the asset inventory, condition assessments, available funding, performance targets, or investment priorities.

2.3 Purpose

The purpose of this TAM Plan is to establish LBT's framework for managing capital assets throughout their life cycles, maintaining assets in a State of Good Repair, managing asset-related risks, and prioritizing available capital resources. The plan supports safe, reliable, and cost-effective public transportation by connecting asset condition and performance information with LBT's maintenance, capital planning, and investment decisions.

2.4 Benefits

Implementation of LBT's TAM framework provides the following organizational benefits:

- Accountability and Compliance: Establishes consistent processes for documenting asset condition, performance, responsibilities, investment decisions, and required FTA reporting.
- Risk-Informed Investment Decisions: Supports the prioritization of available funding based on asset condition, performance, safety, service impacts, and lifecycle needs.
- Lifecycle Management: Promotes timely capital asset replacement to manage performance, risks, and lifecycle costs.
- Safety and Reliability: Supports the identification and mitigation of asset-related risks that may contribute to safety concerns, road calls, or service interruptions.

3. Capital Asset Inventory

Long Beach Transit maintains a comprehensive Capital Asset Inventory in accordance with LBT's capitalization policy and applicable requirements under 49 CFR Part 625. The inventory includes revenue vehicles, non-revenue service vehicles, facilities, equipment, and other applicable capital assets owned by LBT and used in providing public transportation.

Under LBT's capitalization policy, capital assets are property, plant, and equipment with an acquisition value of $10,000 or more and an estimated useful life greater than one year. For the purposes of the TAM Plan, LBT applies inventory requirements established in 49 CFR § 625.25, including service vehicles regardless of acquisition value and other applicable equipment with an acquisition value of $50,000 or more.

The Capital Assets Inventory is organized by asset category and class to support condition assessment, lifecycle management, performance monitoring, and capital investment planning. LBT's applicable TAM asset categories are:

- Rolling Stock: Revenue vehicles used to provide public transportation service, including fixed-route buses, over-the-road commuter coaches, water taxi vessels, and demand-response paratransit vehicles.
- Equipment: Non-revenue service vehicles and other applicable equipment used to support operations and maintenance.
- Facilities: Maintenance, administrative, and passenger facilities for which LBT has direct capital responsibility.

The infrastructure category for rail fixed guideway does not apply because LBT does not operate rail transit.

3.1 Rolling Stock

As of March 18, 2026, LBT's rolling stock inventory includes 298 revenue vehicles comprising fixed-route buses, over-the-road coaches, demand-response paratransit vehicles, and water taxi vessels. The inventory reflects assets owned by LBT as of the inventory date, including active and contingency assets and vehicles retained during replacement and disposal activities.

Non-revenue vehicles that support operations and maintenance are classified as equipment assets and are addressed in Section 3.2.

A summary of LBT's rolling stock inventory by vehicle and propulsion type is provided in Section 4.1.3. The detailed revenue vehicle inventory is provided in Appendix A.

3.2 Equipment and Facilities

As of March 18, 2026, LBT's equipment inventory included 87 non-revenue service vehicles used to support transit operations, security, supervision, maintenance, and the transportation of personnel, materials, equipment, and tools. A summary of the non-revenue service vehicle inventory by vehicle and propulsion type is provided in Section 4.2.1. The detailed non-revenue vehicle inventory is provided in Appendix B, and the detailed fixed asset inventory is provided in Appendix C.

LBT's facility asset inventory includes applicable buildings, building systems, site improvements, and maintenance equipment necessary to operate and maintain the transit system. LBT's facility inventory includes operations, maintenance, administrative, and customer-facing facilities, along with associated site improvements and building systems. Facility assets are organized using the Federal Transit Administration's Transit Economic Requirements Model structure. This structure groups facility components into primary systems and secondary components to support consistent asset organization and condition assessment.

Facility Systems and Components	
Primary Level	**Secondary Level**
Substructure	• Foundations: Walls, columns, pilings, etc. Basement: Materials, insulation, slab, floor underpinnings
Shell	• Superstructure / structural frame: Columns, pillars, walls Roof: Roof surface, gutters, eaves, skylights, chimney surrounds Exterior: Windows, doors, and all finishes (paint, masonry) Shell appurtenances: Balconies, fire escapes, gutters, downspouts
Interiors	• Partitions: Walls, interior doors, fittings and signage Stairs: Interior stairs and landings Finishes: Materials used on walls, floors, and ceilings Covers all interior spaces, regardless of use.
Conveyance	• Elevators Escalators Lifts: Any other such fixed apparatuses for the movement of goods or people
Plumbing	• Fixtures Water distribution Sanitary waste Rain water drainage
HVAC (Heating, ventilation, and air conditioning)	• Energy supply Heat generation and distribution systems Cooling generation and distribution systems Testing, balancing, controls and instrumentation Chimneys and vents
Fire Protection	• Sprinklers Standpipes Hydrants and other fire protection specialties
Electrical	• Electrical service & distribution Lighting & branch wiring (interior and exterior) Communications & security Other electrical system-related pieces such as lightning protection, generators, and emergency lighting
Equipment	• Equipment related to the function of the facility, including maintenance or vehicle service equipment – does not include supplies
Site	• Roadways/driveways and associated signage, markings, and equipment Parking lots and associated signage, markings, and equipment Pedestrian areas and associated signage, markings, and equipment Site development such as fences, walls, and miscellaneous structures Landscaping and irrigation Site utilities

Rolling stock, non-revenue service vehicles, facilities, equipment, and other fixed assets are tracked through LBT's Enterprise Asset Management system and financial asset records. Asset information is periodically reconciled by the Finance and Budget and Maintenance and Infrastructure departments to support inventory accuracy and completeness. These inventories support condition assessment, lifecycle management, performance monitoring, and capital investment prioritization.

Detailed asset inventories are provided in:

- Appendix A: Revenue Vehicle Inventory
- Appendix B: Non-Revenue Vehicle Inventory
- Appendix C: Fixed Asset Inventory
- Appendix D: Building TERM Ratings

3.3 Facility Locations

LBT's facility inventory includes buildings, facilities, and site components located across four primary properties. For condition-assessment purposes, these assets are organized into ten facility and site assessment units:

1. LBT1 – 1963 E. Anaheim Street
    - LBT1 Administrative Office and Bus Maintenance
    - LBT1 Administrative Office Building
    - LBT1 North Shop
    - LBT1 Fuel Station
    - LBT1 Site
2. LBT2 – 6860 Cherry Avenue
    - LBT2 Maintenance
    - LBT2 Administration Office Building
    - LBT2 Site
3. Transit and Visitor Information Center – 107 E. First Street
    - Transit and Visitor Information Center
4. Long Beach Transit Corporate Office – 4801 Airport Plaza Drive
    - LBTCO Administrative Office Building

LBT1 and LBT2 serve as the agency's primary operations and maintenance properties. The Transit and Visitor Information Center provides customer service and transit information functions in downtown Long Beach, while the Long Beach Transit Corporate Office supports administrative leadership and agency-wide functions. Section 4.3.2 summarizes the 2025 condition assessment of these facility and site assessment units, and Appendix D provides the detailed building TERM ratings.

4. Asset Condition Assessment

The Federal Transit Administration (FTA), through MAP-21 and 49 CFR Part 625, requires transit agencies to monitor asset condition and report State of Good Repair (SGR) to the National Transit Database (NTD).

Long Beach Transit (LBT) conducts condition assessments for all asset categories for which it has direct capital responsibility, including rolling stock, facilities, and equipment. These assessments support regulatory compliance, performance target setting, and investment prioritization.

Condition measurement methodologies vary by asset category and are summarized below:

Category	LBT Assessment Approach	Assets Included in TAM Category	FTA Performance Measure
Equipment	▪ Age based	▪ Non-revenue service vehicles and other applicable equipment used to support operations and maintenance	ULB
Rolling Stock	▪ Age based	▪ Revenue vehicles used to provide public transportation service, including fixed-route buses, over-the-road commuter coaches, water taxi vessels, and demand-response paratransit vehicles	ULB
Facilities	▪ Condition based	▪ Maintenance, administrative, and passenger facilities for which LBT has direct capital responsibility	TERM

4.1 Rolling Stock

Rolling stock assets include revenue vehicles used to provide public transportation service, including fixed-route buses, water taxi vessels, and demand-response paratransit vehicles.

The Useful Life Benchmark (ULB) represents the expected service life of a capital asset under normal operating conditions. The Federal Transit Administration (FTA) provides default ULB values; however, agencies may establish agency-specific benchmarks to reflect local operating conditions.

Long Beach Transit considers factors such as service frequency, coastal climate exposure, duty cycles, historical maintenance records, and manufacturer guidance when establishing ULB values.

Although vehicles may exceed the Useful Life Benchmark, LBT's preventive maintenance program supports safe and reliable operation while replacement planning is evaluated through the agency's capital investment process.
Long Beach Transit's current Useful Life Benchmarks for rolling stock assets are summarized below:

- Buses – 12 years
- Water Taxi Vessels – 12 years
- Paratransit Vehicles – 3 years

Rolling stock condition is assessed using an age-based methodology tied to the Useful Life Benchmark. Assets approaching or exceeding their ULB are evaluated for replacement through LBT's capital planning and investment prioritization process.

Rolling Stock	ULB (Age in Years)
Buses (BC, BD, BH, BE, BS)	12
Water Taxi Vessels	12
Paratransit Vehicles	3

Detailed fleet inventories are provided in:
Appendix A – Revenue Vehicle Inventory

4.1.1 Rolling Stock Condition Rating Methodology

Rolling stock condition is evaluated using Remaining Useful Life (RUL) expressed as a percentage of the asset's Useful Life Benchmark.

The resulting value is converted to a condition score from 1–10, where lower scores represent assets approaching or exceeding their useful life and higher scores represent assets with greater remaining service life.

Rating	Condition	Description
1	RUL % ≤ 0%	Exceeded its useful life
2	0%< RUL% ≤ 10%	End of life
3	10%< RUL% ≤ 20%	Critical aging condition
4	20%< RUL% ≤ 30%	Near-term replacement required
5	30%< RUL% ≤ 40%	Approaching end of service life
6	40%< RUL% ≤ 50%	Mid-life, monitor condition
7	50%< RUL% ≤ 60%	Stable condition
8	60%< RUL% ≤ 70%	Good remaining life
9	70%< RUL% ≤ 80%	Very good condition
10	80%< RUL% ≤ 100%	New or recently installed

4.1.2 Rolling Stock Condition Summary

The distribution of age-based rolling stock scores shows the fleet's position relative to applicable Useful Life Benchmarks.

Rolling Stock Condition Summary		
Condition Category	**Number of Vehicles**	**% of Vehicles**
Near or End of Useful Life (Score 1-2)	182	61%
Approaching End of Life (Score 3-5)	47	16%
Good Condition (Score 6-10)	69	23%
Total	**298**	**100%**

Assets scoring 1–2 represent vehicles that have exceeded or are near their Useful Life Benchmark and may require replacement planning. Assets scoring 3–5 represent aging vehicles approaching replacement thresholds, while scores 6–10 represent assets with substantial remaining useful life.

Inventory Basis: Fleet quantities and propulsion types presented in this section reflect capital assets owned by LBT as of March 18, 2026. Assets remain in the inventory until disposition or transfer of ownership is completed. Planned or authorized procurements are not included until the vehicles are received and accepted by LBT.

4.1.3 Revenue Vehicle Fleet Composition

As of the inventory date, LBT's revenue fleet included battery-electric, compressed natural gas, diesel, and gasoline-electric hybrid assets. The composition reflects LBT's existing fleet, vehicles retained during replacement and disposal activities, and the agency's ongoing transition toward zero-emission technologies.

Revenue Vehicle	CNG	DIESEL	ELECTRIC BATTERY	UNLEADED GASOLINE HYBRID	TOTAL
Articulated Bus	13	—	—	—	13
Bus	112	1	74	79	266
Water Taxi Vessel	—	4	—	—	4
Over-the-Road Coach	—	—	5	—	5
Paratransit Vehicle	9	—	1	—	10
Total	**134**	**5**	**80**	**79**	**298**

Detailed fleet inventories are provided in:
Appendix A – Revenue Vehicle Inventory

4.2 Equipment

Equipment assets include non-revenue service vehicles used to support transit operations and maintenance activities, including supervisor vehicles, service cars, security vehicles, maintenance support vehicles, and other rubber-tire vehicles.

Although these assets do not provide passenger service directly, they play a critical role in maintaining fleet reliability, supporting field operations, and ensuring safe and efficient transit service.

Long Beach Transit's current Useful Life Benchmarks for non-revenue fleet assets are summarized below:

- Automobiles – 3 years
- Trucks and Other Rubber-Tire Vehicles – 4 years

4.2.1 Non-Revenue Vehicle Fleet

Long Beach Transit operates a fleet of non-revenue vehicles that support operational and maintenance functions across the agency. These vehicles include service vehicles, security vehicles, and maintenance support vehicles.

Although vehicles may exceed the Useful Life Benchmark, LBT's preventive maintenance program supports safe and reliable operation while replacement planning is evaluated through the agency's capital investment process.

Non-Revenue Vehicle	LPG	DIESEL	ELECTRIC BATTERY	UNLEADED GASOLINE	NONE	TOTAL
Automobile			2	24		26
Trucks and Other Rubber-Tire Vehicles	2	5	20	33	1	61

Detailed inventories are provided in:
Appendix B – Non-Revenue Vehicle Inventory

4.2.2 Equipment Condition Summary

The distribution of age-based equipment scores shows the non-revenue vehicle fleet's position relative to applicable Useful Life Benchmarks.

Equipment Condition Summary		
Condition Category	**Number of Vehicles**	**% of Vehicles**
Near or End of Useful Life (Score 1-2)	70	80.5%
Approaching End of Life (Score 3-5)	9	10.3%
Good Condition (Score 6-10)	8	9.2%
Total	**87**	**100%**

Assets scoring 1–2 represent vehicles that have exceeded or are near their Useful Life Benchmark and may require replacement planning. Assets scoring 3–5 represent aging vehicles approaching replacement thresholds, while scores 6–10 represent assets with substantial remaining useful life.

4.3 Facilities

Facility and facility-equipment condition is assessed using the FTA Transit Economic Requirements Model (TERM) scale. TERM ratings range from 5 (Excellent) to 1 (Poor). Under the FTA TAM Final Rule, facilities rated 3.0 or higher are in a State of Good Repair (SGR). Facilities rated below 3.0 are below the SGR threshold and may require prioritization in LBT's capital program to maintain safe, efficient, and reliable transit service.
A facility condition assessment was conducted in 2025. The resulting TERM ratings are summarized below.

4.3.1 Facility Condition Assessment Rating

Rating	Condition	Description
5	Excellent	No visible defects, new or near new conditions; may still be under warranty if applicable
4	Good	Good condition, but no longer new; may have some slightly defective or deteriorated component(s), but is overall functional
3	Adequate	Moderately deteriorated or defective components; but has not exceeded Useful Life
2	Marginal	Defective or deteriorated component(s) in need of replacement, exceeded Useful Life
1	Poor	Critically damaged component(s) or in need of immediate repair; well past Useful Life

4.3.2 Facilities Condition Assessment

Assessed Year 2025		
Facility		**Average TERM score**
LBT1	LBT1 Administrative Office and Bus Maintenance	3.01
	LBT1 Administrative Office Building	3.03
	LBT1 North Shop	3.08
	LBT1 Fuel Station	3.00
	LBT1 Site	3.27
LBT2	LBT2 Maintenance	3.01
	LBT2 Administration Office Building	3.03
	LBT2 Site	3.00
TVIC	TVIC	3.51
LBTCO	LBTCO Administrative Office Building	3.05

Appendix D: Building TERM Ratings

5. Decision Support Tools and Investment Prioritization

Transit agencies are required to maintain analytical processes used to estimate capital investment needs over time and support the prioritization of asset replacement and rehabilitation. These processes help agencies allocate capital resources in a manner that maintains assets in a State of Good Repair (SGR).

Long Beach Transit (LBT) uses asset condition information, Useful Life Benchmark (ULB) thresholds, maintenance history, and operational performance data to support lifecycle investment decisions across asset categories. These inputs are evaluated through LBT's asset-management systems and capital-planning process to identify assets approaching the end of their useful lives and potential capital replacement or rehabilitation needs.

Age- and condition-based scores provide an initial indication of capital need but do not independently determine an asset's final investment priority. LBT also considers safety risk, maintenance history, reliability, operational criticality, service impacts, parts availability, regulatory requirements, replacement lead times, and reasonably anticipated funding. The investment-prioritization process described in Section 6 applies these considerations when developing the final capital program.

The following sections describe the decision-support approaches used for each major asset category.

5.1 Rolling Stock

LBT uses Useful Life Benchmarks (ULBs) to support fleet replacement planning. ULBs represent the expected service life of revenue vehicles under LBT's operating conditions and are applied by asset class. Factors considered include service frequency, stop-and-go duty cycles, coastal environmental exposure, maintenance history, manufacturer recommendations, and operational requirements.

Vehicles approaching or exceeding their ULB are identified for further evaluation through LBT's capital planning process. Exceeding a ULB does not independently require immediate replacement when maintenance records, inspections, and operational performance demonstrate that an asset can continue to operate safely and reliably.

LBT's revenue fleet includes fixed-route buses, battery-electric commuter coaches, water taxi vessels, and demand-response paratransit vehicles. Fixed-route buses, battery-electric commuter coaches, and water taxi vessels have a ULB of 12 years, while paratransit vehicles have a ULB of 3 years.

LBT applies these ULBs to evaluate vehicle age and percentage of Remaining Useful Life (RUL). The resulting age-based score identifies assets that may warrant additional review for continued operation, rehabilitation, or replacement. Final investment decisions also consider maintenance history, inspection results, reliability, safety, operational requirements, project readiness, replacement lead times, and available funding.

The decision support tool used to evaluate revenue vehicles are presented below.

12-Year Rolling Stock Decision Support Tool ULB (12 Years)			
SCORE	**Age (year)**	**% REMAINING USEFUL LIFE**	**Condition**
1	12≤ Age	%RUL ≤ 0%	Exceeded its useful life
2	10.8 ≤ Age < 12	0%< %RUL ≤ 10%	End of life
3	9.6 ≤ Age < 10.8	10%< %RUL ≤ 20%	Critical aging condition
4	8.4 ≤ Age < 9.6	20%< %RUL ≤ 30%	Near-term replacement required
5	7.2 ≤ Age < 8.4	30%< %RUL ≤ 40%	Approaching end of service life
6	6.0 ≤ Age < 7.2	40%< %RUL ≤ 50%	Mid-life, monitor condition
7	4.8 ≤ Age < 6.0	50%< %RUL ≤ 60%	Stable condition
8	3.6 ≤ Age < 4.8	60%< %RUL ≤ 70%	Good remaining life
9	2.4 ≤ Age < 3.6	70%< %RUL ≤ 80%	Very good condition
10	0 ≤ Age < 2.4	80%< %RUL ≤ 100%	New or recently installed
Investment Prioritization			
Priority Level	**Score**	**Planning Response**	
High Priority	1-2	Evaluate for immediate or near-term replacement, rehabilitation, or other risk-mitigation action	
Moderate Priority	3-5	Include in near- to mid-term capital planning and increase monitoring as appropriate	
Low Priority	6-10	Continue routine inspection, maintenance, and performance monitoring	

Paratransit Vehicle (Dial-A-Lift) Decision Support Tool ULB (3 Years)			
SCORE	**Age (year)**	**% REMAINING USEFUL LIFE**	**Condition**
1	3 ≤ Age	%RUL ≤ 0%	Exceeded its useful life
2	2.7 ≤ Age < 3	0%< %RUL ≤ 10%	End of life
3	2.4 ≤ Age < 2.7	10%< %RUL ≤ 20%	Critical aging condition
4	2.1 ≤ Age < 2.4	20%< %RUL ≤ 30%	Nearing end of useful life
5	1.8 ≤ Age < 2.1	30%< %RUL ≤ 40%	Approaching end of service life
6	1.5 ≤ Age < 1.8	40%< %RUL ≤ 50%	Mid-life, monitor condition
7	1.2 ≤ Age < 1.5	50%< %RUL ≤ 60%	Stable condition
8	0.9 ≤ Age < 1.2	60%< %RUL ≤ 70%	Good remaining life
9	0.6 ≤ Age < 0.9	70%< %RUL ≤ 80%	Very good condition
10	0 ≤ Age < 0.6	80%< %RUL ≤ 100%	New or recently installed
Investment Prioritization			
Priority Level	**Score**	**Planning Response**	
High Priority	1-2	Evaluate for immediate or near-term replacement, rehabilitation, or other risk-mitigation action	
Moderate Priority	3-5	Include in near- to mid-term capital planning and increase monitoring as appropriate	
Low Priority	6-10	Continue routine inspection, maintenance, and performance monitoring	

The indicated priority is an initial planning classification. Final project timing is determined through LBT's capital planning and investment-prioritization process based on asset condition, safety, service needs, operational performance, project readiness, available funding, and procurement lead times.

5.2 Equipment – Non-Revenue Service Vehicles

Non-revenue service vehicles support LBT's operations, supervision, security, inspections, facility maintenance, fleet maintenance, and transportation of personnel, equipment, and tools. For the federal equipment performance measure, these assets are evaluated using agency-specific ULBs based on vehicle class and operating use.

LBT uses a 3-year ULB for automobiles and vans and a 4-year ULB for trucks and other rubber-tire vehicles. Each vehicle receives an age-based score based on its percentage of RUL. The score identifies vehicles that may warrant additional review for replacement or continued operation.

Vehicles approaching or exceeding their ULB are evaluated using maintenance history, inspection results, operational requirements, safety considerations, and anticipated funding. Exceeding the ULB does not independently require replacement when an asset remains safe, reliable, and suitable for continued service.

The decision-support tool used to evaluate non-revenue service vehicles is presented below.

Non-Revenue Decision Support Tool ULB (4 Years)			
SCORE	**Age (year)**	**% REMAINING USEFUL LIFE**	**Condition**
1	4 ≤ Age	%RUL ≤ 0%	Exceeded its useful life
2	3.6 ≤ Age < 4	0%< %RUL ≤ 10%	End of life
3	3.2 ≤ Age < 3.6	10%< %RUL ≤ 20%	Critical aging condition
4	2.8 ≤ Age < 3.2	20%< %RUL ≤ 30%	Nearing end of useful life
5	2.4 ≤ Age < 2.8	30%< %RUL ≤ 40%	Approaching end of service life
6	2.0 ≤ Age < 2.4	40%< %RUL ≤ 50%	Mid-life, monitor condition
7	1.6 ≤ Age < 2.0	50%< %RUL ≤ 60%	Stable condition
8	1.2 ≤ Age < 1.6	60%< %RUL ≤ 70%	Good remaining life
9	0.8 ≤ Age < 1.2	70%< %RUL ≤ 80%	Very good condition
10	0 ≤ Age < 0.8	80%< %RUL ≤ 100%	New or recently installed

Investment Prioritization		
Priority Level	**Score**	**Planning Response**
High Priority	1-2	Evaluate for immediate or near-term replacement, rehabilitation, or other risk-mitigation action
Moderate Priority	3-5	Include in near- to mid-term capital planning and increase monitoring as appropriate
Low Priority	6-10	Continue routine inspection, maintenance, and performance monitoring

5.3 Facilities

LBT's facility decision-support process uses the results of the most recent facility condition assessments. Individual facility components are assessed using the FTA TERM scale and organized by Primary and Secondary Level systems, as described in Section 3.2.

Component-level findings are aggregated to develop facility ratings and identify systems that may require maintenance, rehabilitation, or replacement. Facilities or components rated below 3.0 receive additional review because they fall below the FTA State of Good Repair threshold. Assets rated 3.0 or higher may also warrant investment based on safety, operational criticality, deferred maintenance, lifecycle needs, or coordination with other planned capital work.

TERM scores provide an initial indication of capital need but do not independently determine project timing. LBT also considers safety, service continuity, regulatory requirements, facility use, project dependencies, available funding, and the potential consequences of deferring investment.

Priority Level	Score	Planning Response
High Priority	1-2	Evaluate for immediate or near-term replacement, rehabilitation, or other risk-mitigation action
Moderate Priority	3	Monitor condition and evaluate rehabilitation within the capital planning horizon
Low Priority	4-5	Continue routine inspection, maintenance, and performance monitoring

6. Investment Strategy

LBT's investment strategy establishes how asset condition, lifecycle needs, operational requirements, and organizational priorities are considered when developing the capital program. Asset age or condition alone does not determine whether an investment will be approved; these measures identify potential needs for further evaluation through LBT's capital-planning process.

For the 2026–2030 planning horizon, proposed capital investments are evaluated within the following strategic focus areas:

- Focus I: Improving Customer Experience & Amenities
- Focus II: Rehabilitating and Maintaining Assets
- Focus III: Modifying/Expanding Facilities
- Focus IV: Replacing and Expanding Fleet
- Focus V: Upgrading Technology
- Focus VI: Enhancing Safety, Security, and Sustainability

Proposed investments are assigned an initial category using the following framework:

Tier	Category	Criteria & Strategic Alignment
I	**ESSENTIAL**	Projects that cannot reasonably be postponed without negatively impacting safety, regulatory compliance, or core service delivery. • Required to maintain safe and reliable operations • Correct conditions that pose a risk to health or safety • Address emergency service disruptions or system failures • Prevent irreparable damage to critical assets • Satisfy legal or regulatory obligations
II	**PRIORITY**	Projects that clearly demonstrate operational needs and improve long-term lifecycle performance. • Rehabilitate or replace aging facilities or equipment • Reduce future operating or maintenance costs • Improve operational efficiency • Maintain assets in a State of Good Repair
III	**VALUE ADDED**	Projects that provide additional benefits but may be deferred without affecting core transit service. • Provide expanded service capability • Promote intergovernmental coordination • Reduce energy consumption or environmental impacts • Improve passenger amenities or public spaces

For prioritization purposes, Essential investments receive a weight of 5, Priority investments receive a weight of 3, and Value Added investments receive a weight of 2. These weights support comparison but do not independently determine final project selection.

The KPI Team reviews the consolidated capital requests and supporting information and develops recommendations for ELT consideration. ELT determines the projects to be included in the proposed capital program based on organizational priorities, available funding, project readiness, dependencies, and other relevant considerations. Approved projects are incorporated into the annual budget and capital program for Board review and authorization, as applicable.

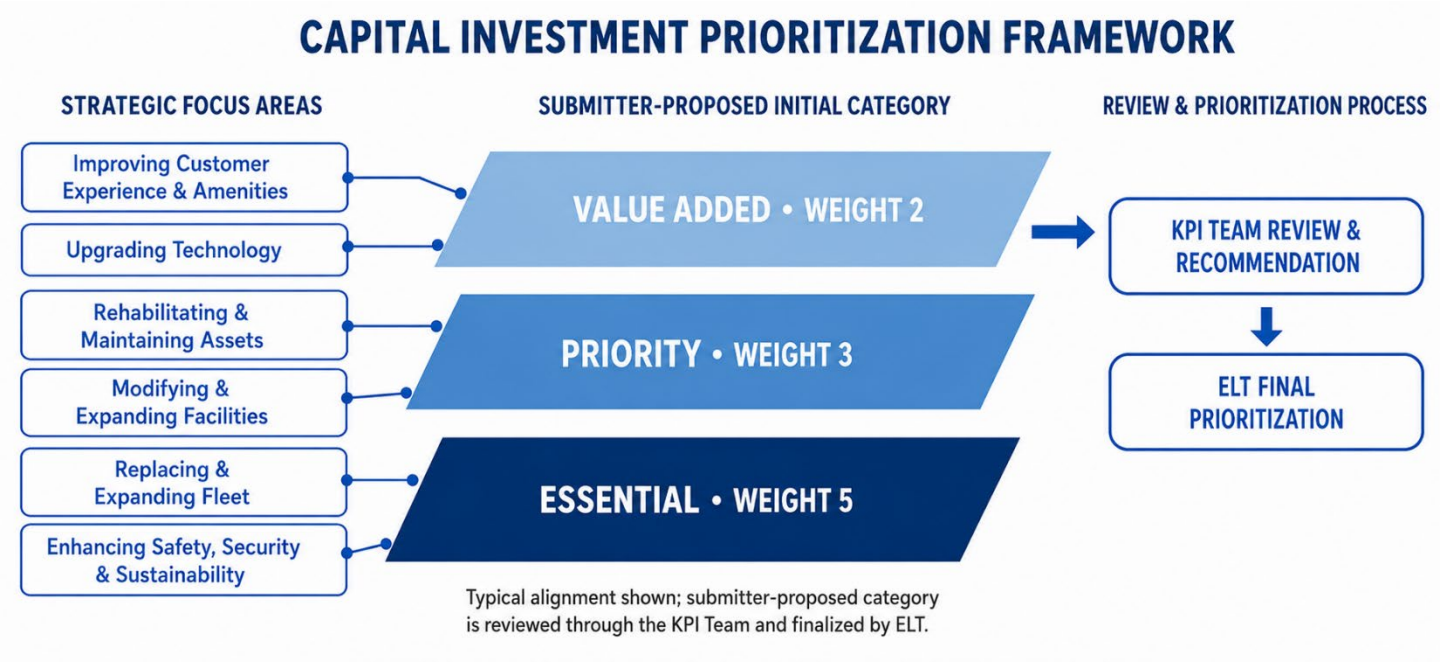

LBT Capital Investment Prioritization Framework

6.1 Rolling Stock

Rolling stock investment needs are identified using the decision-support tools described in Section 5.1. Age and Remaining Useful Life (RUL) provide an initial indication of potential replacement need but do not independently determine project timing or approval.

LBT evaluates rolling stock investments based on asset condition, maintenance and reliability history, safety, service requirements, fleet availability, regulatory requirements, compatibility with existing operations and infrastructure, procurement lead times, project readiness, and available funding. Investments may include replacement, rehabilitation, component renewal, fleet expansion, or other actions necessary to support safe and reliable service.

6.1.1 Buses and Commuter Coaches

Fixed-route buses and battery-electric commuter coaches approaching or exceeding their applicable ULB receive additional review through the capital-planning process. Continued operation beyond the ULB may be appropriate when inspections, maintenance history, reliability, safety, and operational performance demonstrate that the vehicle remains suitable for service.

6.1.2 Paratransit Vehicles

Paratransit vehicles are evaluated using the applicable decision-support methodology described in Section 5.1. Investment planning considers vehicle age, condition, reliability, accessibility requirements, service demand, procurement status, and the continued availability of safe and reliable vehicles for Dial-A-Lift service.

6.1.3 Water Taxi Vessels

Water Taxi vessels are evaluated using the applicable decision-support methodology described in Section 5.1. Investment planning considers vessel age, structural and mechanical condition, maintenance requirements, regulatory and inspection requirements, seasonal service needs, parts availability, and continued operational suitability.

6.2 Facilities

Facility investment needs are identified using the condition-assessment and decision-support methodologies described in Sections 4.3 and 5.3. Facility components are assessed using the FTA TERM scale and organized by Primary and Secondary Level systems.

A TERM rating provides an initial indication of physical condition but does not independently determine project timing. Components rated below 3.0 receive additional review because they fall below the FTA facility State of Good Repair threshold. Assets rated 3.0 or higher may also warrant investment based on safety, operational criticality, deferred maintenance, lifecycle requirements, regulatory compliance, project dependencies, or coordination with other planned capital work.

Facility investments are prioritized using condition-assessment results, safety and regulatory requirements, operational impacts, maintenance history, lifecycle needs, project readiness, available funding, and the potential consequences of deferring the work. Investments may include maintenance, repair, rehabilitation, replacement, modernization, or expansion.

Routine maintenance and inspection activities are managed through LBT’s Enterprise Asset Management system. Work orders and inspection records document maintenance activities, observed conditions, and completed corrective work. These records support condition monitoring and the development of future facility capital needs.

7. TAM and State of Good Repair Policy

7.1 Vision

In alignment with LBT's vision statement:

"A leading provider of transportation options delivering innovative and high-performing services within a multi-modal network that transforms the social, environmental and economic well-being of the diverse communities we serve."

LBT is committed to keeping its assets in a State of Good Repair (SGR) throughout their lifecycle. SGR is defined as the condition in which a capital asset is able to operate at a full level of performance. This means the asset is:

1. Functional: Is able to perform its designed function.
2. Safe: Does not pose a known unacceptable safety risk.
3. Lifecycle Managed: Has received required lifecycle investment, including scheduled maintenance, rehabilitation, and replacement.

This TAM Plan establishes the policies, processes, and decision-support tools used by Long Beach Transit to maintain assets in a State of Good Repair and guide capital investment decisions.

7.2 Accountable Executive

The President and Chief Executive Officer (CEO) serves as the Accountable Executive for Long Beach Transit. The Accountable Executive has ultimate responsibility for ensuring that the Transit Asset Management (TAM) Plan is developed, implemented, and maintained in accordance with Federal Transit Administration requirements.

The Accountable Executive approves the TAM Plan and annual performance targets, ensures that appropriate resources are available to implement TAM activities, and considers asset condition, safety, performance, and investment needs when establishing agency priorities. The Accountable Executive is also responsible for required TAM-related certifications and reporting through the National Transit Database (NTD).

7.3 Documented Commitment to Achieving SGR

LBT is committed to incorporating asset-management principles into agency planning, operations, maintenance, and investment decisions. This commitment is implemented through the objectives, responsibilities, decision-support processes, and performance-monitoring activities established in this TAM Plan.

7.4 TAM Objectives

LBT has established the following objectives to support the achievement and maintenance of a State of Good Repair:

1. Maintain a complete and accurate inventory of TAM-reportable capital assets.
2. Monitor asset age, condition, performance, and lifecycle needs using consistent and documented methodologies.
3. Establish annual TAM performance targets and monitor performance against those targets.
4. Use asset condition and performance information to support replacement and capital-investment decisions.
5. Coordinate TAM activities with the agency's capital-planning, budgeting, operations, maintenance, safety, and regulatory-reporting processes.
6. Periodically evaluate and improve TAM data, tools, and practices.

Achievement of these objectives requires coordinated participation across maintenance, operations, planning, finance, budgeting, administration, and executive leadership. Progress toward the objectives will be monitored through the implementation and evaluation activities described in this TAM Plan.

7.5 Roles and Responsibilities

To ensure accountability across the agency, the following roles and responsibilities support the implementation of the TAM program:

1. President and Chief Executive Officer – Accountable Executive:
    - Approve the TAM Plan and annual TAM performance targets.
    - Ensure that appropriate resources are available to implement the TAM program.
    - Consider asset condition, performance, safety, and investment needs when establishing agency priorities.
    - Provide executive direction and retain ultimate accountability for TAM implementation.
2. Executive Director/Vice President, Maintenance and Infrastructure:
    - Provide executive oversight of the TAM program.
    - Support the maintenance of LBT's facilities, buses, commuter coaches, paratransit vehicles, non-revenue service vehicles, and maintenance equipment in a State of Good Repair.
    - Oversee applicable asset condition assessments, maintenance programs, and lifecycle-management activities.
    - Support the identification and prioritization of rehabilitation and replacement needs.
3. Executive Director/Vice President, Transportation Service Delivery and Planning:
    - Support the maintenance of LBT's Water Taxi vessels, including AquaBus and AquaLink, in a State of Good Repair.
    - Coordinate service-planning and operational requirements with asset availability, condition, and investment planning.
    - Provide operational information supporting fleet and facility investment decisions.
4. Executive Director/Vice President, Finance and Budget:
    - Maintain capital-asset financial records and support reconciliation with TAM inventory information.
    - Coordinate capital planning, budgeting, and funding strategies for asset rehabilitation and replacement.
    - Coordinate applicable TAM and asset reporting to the National Transit Database.
    - Support the aggregation and review of asset-related information submitted during the annual capital-call process.
5. Executive Director/Vice President, Organizational Development and Administration (ODA):
    - Support workforce-development and safety programs necessary to maintain and operate transit assets safely.
    - Support organizational policies, training, and resource planning related to TAM implementation

8. Implementation Strategy

Long Beach Transit utilizes an enterprise asset management (EAM) system to manage its inventory of core assets, prioritize planned and unplanned maintenance activities, and monitor asset performance. This system supports preventive maintenance scheduling, work order management, and asset condition tracking across the agency's facilities, rolling stock, and equipment.

8.1 Implementation Principles

Long Beach Transit is committed to effectively managing its capital assets and maintaining its capital assets in a State of Good Repair (SGR) to support safe, efficient, and reliable transit service.

The agency's asset management policy is guided by the following principles:

1. Organizational Culture: Promote a culture that supports asset management at all levels of the organization.
2. Effective Asset Management Tools: Utilize enterprise asset management systems and established maintenance practices to support asset performance monitoring and lifecycle management.
3. Data-Driven Decision Making: Ensure that resource allocation and asset preservation decisions are supported by timely, accurate asset condition and performance data.
4. Lifecycle Asset Management: Maintain assets throughout their lifecycle through preventive maintenance, condition monitoring, and prioritized capital reinvestment.

Through the implementation of its Transit Asset Management (TAM) program, Long Beach Transit seeks to improve system safety and reliability, reduce lifecycle costs, support informed capital investment decisions, and provide high-quality service to the communities it serves.

8.2 Goals and Objectives

Long Beach Transit has established the following goals and objectives to guide the implementation of its Transit Asset Management (TAM) program and support the achievement of a State of Good Repair (SGR).

Goals	Objectives
Provide infrastructure and tools to support data-driven asset management decisions	Improve staff and leadership asset management knowledge and skills Improve the quality and consistency of asset data used to support asset management decisions
Establish an asset management culture supported by effective workforce practices	Attract and retain a high-quality workforce Identify critical skill gaps and address them through targeted training and workforce development
Improve system reliability and performance	Reduce the number of vehicles out of service Reduce missed runs due to major mechanical breakdowns Improve vehicle reliability and availability through asset performance monitoring and maintenance analytics
Provide safe, cost-effective, and reliable public transportation service	Strengthen parts management and inventory control practices Continuously evaluate lifecycle management practices for procuring, maintaining, rehabilitating, and replacing capital assets

8.3 Target Setting Methodology

The methods used to establish annual targets for FTA performance measures are consistent with Long Beach Transit's existing asset management practices. Targets are developed using asset condition data and Useful Life Benchmarks (ULB). These methods allow LBT to support maintaining assets in a State of Good Repair (SGR).

For rolling stock and equipment assets, Long Beach Transit evaluates each asset against its applicable Useful Life Benchmark (ULB) and identifies assets that have met or exceeded their useful life. Planned procurements, vehicle retirements, rehabilitation activities, and other anticipated asset lifecycle changes are incorporated to forecast asset conditions for the upcoming reporting year. The projected inventory is then used to estimate the percentage of assets expected to exceed their ULB, which forms the basis for annual performance targets.

For facilities, Long Beach Transit uses Facility Condition Assessment results and Transit Economic Requirements Model (TERM) ratings to evaluate State of Good Repair performance. Facility targets are established by reviewing current TERM ratings, planned rehabilitation projects, deferred maintenance activities, and anticipated capital improvements. Long Beach Transit's objective is to maintain facilities at or above the FTA State of Good Repair threshold of 3.0 and minimize the percentage of facilities rated below condition 3.0.

TAM performance targets are established annually using the most current asset inventory, condition, ULB, procurement, funding, operational, and regulatory information available. Proposed targets are coordinated with responsible departments and approved by the Accountable Executive before required reporting to the National Transit Database.

9. Implementation and Continuous Improvement

Long Beach Transit implements its Transit Asset Management (TAM) program through coordinated activities across maintenance, operations, planning, and finance functions. These activities support the agency's goal of maintaining its capital assets in a State of Good Repair (SGR) and continuously improving its asset-management practices.

Key implementation and continuous improvement activities include:

- Annual review and monitoring of TAM performance targets.
- Review and approval of annual TAM performance targets by the Accountable Executive.
- Ongoing development and refinement of asset management practices and decision-support tools.
- Condition assessments and periodic refinement of condition-assessment methodologies.
- National Transit Database reporting of required asset inventory, condition, performance-measure, and performance-target information.
- Coordination of grant and funding programs supporting asset replacement.

Capital investments are authorized through LBT's applicable approval processes. ELT approves the prioritized capital call recommendations. The Board of Directors approves the annual budget, including the capital program, and considers procurements, contracts, and other individual actions requiring Board approval.

As required by the Federal Transit Administration, the TAM Plan is comprehensively updated at least once every four years. The plan may also be reviewed and revised during the four-year horizon when significant changes occur in the asset inventory, condition-assessment results, available funding, performance targets, regulatory requirements, or investment priorities.

10. Key Annual Activities

Long Beach Transit conducts several recurring activities each year to support implementation of the Transit Asset Management (TAM) program and maintain assets in a State of Good Repair (SGR). These activities support performance monitoring, capital planning, and regulatory compliance.

Itemization of Annual Activities

1. Fiscal Year 2026
   a. Finalize 2026-2030 TAM Plan
   b. Review Performance and Establish Annual Targets
   c. NTD Submission and Narrative
   d. Quarterly review of capital project status
   e. Annual Capital Call
   f. Budget Adoption
   g. Evaluate TAM Plan and identify areas for continuous improvement
2. Fiscal Year 2027
   a. Review Performance and Establish Annual Targets
   b. NTD Submission and Narrative
   c. Quarterly review of capital project status
   d. Annual Capital Call
   e. Budget Adoption
   f. Evaluate TAM Plan and identify areas for continuous improvement
3. Fiscal Year 2028
   a. Review Performance and Establish Annual Targets
   b. NTD Submission and Narrative
   c. Quarterly review of capital project status
   d. Annual Capital Call
   e. Budget Adoption
   f. Evaluate TAM Plan and identify areas for continuous improvement
4. Fiscal Year 2029
   a. Review Performance and Establish Annual Targets
   b. NTD Submission and Narrative
   c. Quarterly review of capital project status
   d. Annual Capital Call
   e. Budget Adoption
   f. Evaluate TAM Plan and identify areas for continuous improvement

11. Identification of Resources

Implementation of LBT's TAM Plan relies on coordinated personnel, systems, data, funding, and training resources across Maintenance and Infrastructure, Transportation Service Delivery and Planning, Finance and Budget, and other supporting functions. These resources support asset inventory and condition assessment, preventive maintenance, performance monitoring, target setting, capital planning, regulatory reporting, and continuous improvement. The primary resources used to develop and carry out the TAM Plan are summarized below.

Department/Resource	TAM Supporting Role
Maintenance & Infrastructure	Performs preventive maintenance, inspections, repairs, condition monitoring, work-order management, and lifecycle planning for facilities, revenue vehicles, non-revenue service vehicles, and maintenance equipment.
Transit Service Delivery and Planning	Provides operational, service-planning, scheduling, paratransit, and asset-availability information supporting TAM and capital-planning activities.
Finance and Budget—Grants	Administers the capital call process, supports administrative oversight of capital projects, identifies funding opportunities, and coordinates grant funding for asset replacement.
Finance and Budget—Accounting and Finance	Maintains capital asset financial records and supports budgeting, financial reporting, and reconciliation with TAM inventory information.
Enterprise Asset Management System	Maintains asset, maintenance, work-order, inspection, and condition information used to support TAM activities.

12. Evaluation Plan

Long Beach Transit (LBT) maintains an ongoing evaluation process to ensure that the Transit Asset Management (TAM) Plan and related asset-management practices remain current, effective, and compliant with federal requirements.

Evaluation activities consider:

- The completeness and accuracy of asset inventory and condition information.
- Performance against annual TAM targets.
- Changes in asset condition, maintenance history, reliability, and lifecycle needs.
- Progress on prioritized replacement activities.
- The effectiveness of decision-support methodologies, data systems, and asset-management practices.
- Changes in funding, regulatory requirements, organizational responsibilities, or operational needs.

TAM evaluation activities are incorporated into LBT's existing annual target-setting, National Transit Database reporting, capital-call, budgeting, and capital-planning processes. Responsible departments review information applicable to the assets and activities under their oversight. Significant findings or proposed changes are elevated to the Accountable Executive and Executive Leadership Team, as appropriate.

Evaluation results may be used to correct or improve asset data, revise condition-assessment or decision-support methodologies, adjust performance targets and planning assumptions, modify maintenance or investment strategies, and identify training, staffing, or system needs.

The TAM Plan is comprehensively updated at least once every four years in accordance with Federal Transit Administration requirements. Interim revisions may be made when significant changes occur in the asset inventory, condition-assessment results, available funding, regulatory requirements, organizational responsibilities, performance targets, or investment priorities. Updated TAM Plans and annual performance targets are approved by the Accountable Executive.

13. Performance Targets

Long Beach Transit establishes annual State of Good Repair performance targets for each applicable Federal Transit Administration TAM performance measure and asset class. LBT's applicable asset categories include rolling stock, equipment consisting of non-revenue service vehicles, and facilities. The infrastructure performance measure for rail fixed guideway does not apply because LBT does not operate rail transit.

Performance targets are established for the upcoming fiscal year using current asset inventory and condition information, the investment-prioritization process, anticipated acquisitions and dispositions, planned rehabilitation and replacement activities, and reasonably anticipated funding.

Performance targets are reviewed and approved by the Accountable Executive and reported annually to the Federal Transit Administration through the National Transit Database within four months following the end of LBT's fiscal year. LBT also coordinates and communicates its performance targets with the Southern California Association of Governments, the region's designated Metropolitan Planning Organization, to support regional transportation planning and performance-management activities.

As part of its annual NTD reporting, LBT submits a narrative describing changes in the condition of its transit system and its progress toward the performance targets established for the previous reporting year.

The Useful Life Benchmarks used to evaluate rolling stock and non-revenue service vehicles are presented in Sections 4.1 and 4.2.

Annual TAM Performance Targets

Asset Category	Asset Class	Performance Measure	2026 Target
Rolling Stock	AB – Articulated Bus	% meeting or exceeding ULB	0.00%
Rolling Stock	BR – Over-the-Road Bus	% meeting or exceeding ULB	0.00%
Rolling Stock	BU – Bus	% meeting or exceeding ULB	38.86%
Rolling Stock	MV – Minivan	% meeting or exceeding ULB	90.00%
Equipment	Automobiles	% meeting or exceeding ULB	22.22%
Equipment	Trucks and Other Rubber-Tire Vehicles	% meeting or exceeding ULB	46.88%
Facilities	Passenger/Parking Facilities	% rated below TERM 3.0	0.00%
Facilities	Administrative/ Maintenance Facilities	% rated below TERM 3.0	0.00%

Note: For these measures, lower percentages indicate that fewer assets have met or exceeded their ULB or are rated below TERM 3.0. Meeting or exceeding a ULB does not necessarily mean that a vehicle is unsafe or unsuitable for service; it identifies an asset warranting additional lifecycle and replacement evaluation.

14. Appendices

Appendix A: Revenue Vehicle Inventory (Rolling Stock)

Appendix B: Non-Revenue Vehicle Inventory

Appendix C: Fixed Asset Inventory

Appendix D: Building Term Ratings

Appendix A:
Revenue Vehicle Inventory (Rolling Stock)

LONG BEACH TRANSIT

BUREAU VERITAS

Revenue Vehicle Inventory

Plant Number	Classification	License	VIN	Model	Equipment Description	Equip Code	Equipment Class Desc	Fuel Type Desc	LBT Adjusted ULB	Score	Condition RUL%	Condition Description	Equipment Location Desc	Revenue Type	Equipment Status Desc	Department	Last Stat Date	Purchase order number	Date of purchase	Purchase Price
12	Paratransit Vehicle	51050Z1	57WMD2B62EM102091	MV1	2014 MV-1 CNG	DL	Dail A Lift Van	CNG	3	1	-233%	Exceeded its useful life	LONG BEACH	Demand Response	ACTIVE	Dial-A-Lift	2/15/2023	L73739	3/23/2016	$63,172
13	Paratransit Vehicle	1467827	57WMD2B69EM102105	MV1	2014 MV-1 CNG	DL	Dail A Lift Van	CNG	3	1	-233%	Exceeded its useful life	LONG BEACH	Demand Response	ACTIVE	Dial-A-Lift	2/15/2023		3/23/2016	$0
14	Paratransit Vehicle	1517076	57WMD2B60EM102106	MV1	2017 MV-1 CNG	DL	Dail A Lift Van	CNG	3	1	-200%	Exceeded its useful life	LONG BEACH	Demand Response	ACTIVE	Dial-A-Lift	1/31/2023		7/9/2017	$0
15	Paratransit Vehicle	1517077	57WMD2B62EM102107	MV1	2017 MV-1 CNG	DL	Dail A Lift Van	CNG	3	1	-200%	Exceeded its useful life	LONG BEACH	Demand Response	ACTIVE	Dial-A-Lift	1/31/2023	L76892	7/9/2017	$38,000
16	Paratransit Vehicle	1517078	57WMD2B67EM102197	MV1	2017 MV-1 CNG	DL	Dail A Lift Van	CNG	3	1	-200%	Exceeded its useful life	LONG BEACH	Demand Response	ACTIVE	Dial-A-Lift	1/31/2023	L76892	7/9/2017	$38,000
17	Paratransit Vehicle	1532297	WMD2BGXEM102212	MV1	2017 MV-1 CNG	DL	Dail A Lift Van	CNG	3	1	-200%	Exceeded its useful life	LONG BEACH	Demand Response	ACTIVE	Dial-A-Lift	1/31/2023	L77885	7/9/2017	$58,436
18	Paratransit Vehicle	1534026	57WMD2B68EM102208	MV1	2017 MV-1 CNG	DL	Dail A Lift Van	CNG	3	1	-200%	Exceeded its useful life	LONG BEACH	Demand Response	ACTIVE	Dial-A-Lift	1/31/2023	L80371	11/13/2017	$58,915
19	Paratransit Vehicle	1534027	57WMD2B6XEM102209	MV1	2017 MV-1 CNG	DL	Dail A Lift Van	CNG	3	1	-200%	Exceeded its useful life	LONG BEACH	Demand Response	ACTIVE	Dial-A-Lift	1/31/2023	L80371	11/13/2017	$58,915
20	Paratransit Vehicle	1534028	WMD2B66EM102210	MV1	2017 MV-1 CNG	DL	Dail A Lift Van	CNG	3	1	-200%	Exceeded its useful life	LONG BEACH	Demand Response	ACTIVE	Dial-A-Lift	1/31/2023	L80371	11/13/2017	$58,915
21	Paratransit Vehicle	BL18N04	1FBW9CK8PKB04517	E-TRANSIT	2022 Ford E-Transit	DL	Dail A Lift Van	ELECTRIC	3	1	-200%	Exceeded its useful life	LONG BEACH	Demand Response	ACTIVE	Dial-A-Lift		PO5254	11/13/2017	$141,723
2000	Bus	E1022315	2PCH33499Y1013463	CHARTER	56 PASS PREVOST 45'X102"	BD	Bus Diesel	DIESEL FUEL	12	1	-125%	Exceeded its useful life	LBT2	Fixed Route	ACTIVE	OPERATIONS	1/24/2025	970914	11/30/1999	$255,037
	Ferry	On file	On file	Excursion	Aqua Bus, Willard Marine	Vessel	Ferry Service	DIESEL FUEL	12	1	-125%	Exceeded its useful life	LONG BEACH	Fixed Route	ACTIVE	OPERATIONS			1999	
	Ferry	On file	On file	Excursion	Aqua Bus, Willard Marine	Vessel	Ferry Service	DIESEL FUEL	12	1	-125%	Exceeded its useful life	LONG BEACH	Fixed Route	ACTIVE	OPERATIONS			1999	
AQ001	Ferry	On file	On file	Catamaran	AQ001 Aqualink I Vessel	Vessel	Ferry Service	DIESEL FUEL	12	1	-108%	Exceeded its useful life	LONG BEACH	Fixed Route	ACTIVE	OPERATIONS			2001	$0
2406	Bus	E1172731	5FYU4FY075C028013	GE40LF SR924	CONT. 2406 NEW FLYER SR924 39 PNGR	BH	Bus Hybrid	UNLEADED	12	1	-75%	Exceeded its useful life	LBT1	Fixed Route	ACTIVE	MAINTENANCE	2/27/2026	L05232	5/12/2005	$0
2409	Bus	E1172734	5FYU4FY065C028016	GE40LF SR924	CONT. 2409 NEW FLYER SR924 39 PNGR	BH	Bus Hybrid	UNLEADED	12	1	-75%	Exceeded its useful life	LBT1	Fixed Route	ACTIVE	MAINTENANCE	1/24/2026	L05232	5/9/2005	$0
2414	Bus	E1186277	5FYU4FY0X5C028021	GE40LF SR924	CONT. 2414 NEW FLYER SR924 39 PNGR	BH	Bus Hybrid	UNLEADED	12	1	-75%	Exceeded its useful life	LBT1	Fixed Route	ACTIVE	MAINTENANCE	12/26/2025	L05232	6/7/2005	$0
2416	Bus	E1186273	5FYU4FY035C028023	GE40LF SR924	CONT. 2416 NEW FLYER SR924 39 PNGR	BH	Bus Hybrid	UNLEADED	12	1	-75%	Exceeded its useful life	LBT1	Fixed Route	ACTIVE	MAINTENANCE	2/27/2026	L05232	6/16/2005	$0
2418	Bus	E1186276	5FYU4FY075C028025	GE40LF SR924	CONT. 2418 NEW FLYER SR924 39 PNGR	BH	Bus Hybrid	UNLEADED	12	1	-75%	Exceeded its useful life	LBT1	Fixed Route	ACTIVE	MAINTENANCE	2/27/2026	L05232	6/16/2005	$0
2419	Bus	E1186279	5FYU4FY095C028026	GE40LF SR924	CONT. 2419 NEW FLYER SR924 39 PNGR	BH	Bus Hybrid	UNLEADED	12	1	-75%	Exceeded its useful life	LBT1	Fixed Route	ACTIVE	MAINTENANCE	2/24/2026	L05232	6/9/2005	$0

LONG BEACH TRANSIT

BUREAU VERITAS

Revenue Vehicle Inventory

Plant Number	Classification	License	VIN	Model	Equipment Description	Equip Code	Equipment Class Desc	Fuel Type Desc	LBT Adjusted ULB	Score	Condition RUL%	Condition Description	Equipment Location Desc	Revenue Type	Equipment Status Desc	Department	Last Stat Date	Purchase order number	Date of purchase	Purchase Price
2422	Bus	E1186299	5FYU4FY045C028029	GE40LF SR924	CONT. 2422 NEW FLYER SR924 39 PNGR	BH	Bus Hybrid	UNLEADED	12	1	-75%	Exceeded its useful life	LBT1	Fixed Route	ACTIVE	MAINTENANCE	2/28/2026	L05232	6/23/2005	$0
2423	Bus	E1186300	5FYU4FY005C028030	GE40LF SR924	CONT. 2423 NEW FLYER SR924 39 PNGR	BH	Bus Hybrid	UNLEADED	12	1	-75%	Exceeded its useful life	LBT1	Fixed Route	ACTIVE	MAINTENANCE	9/18/2023	L05232	6/15/2005	$0
2425	Bus	E1186314	5FYU4FY045C028032	GE40LF SR924	CONT. 2425 NEW FLYER SR924 39 PNGR	BH	Bus Hybrid	UNLEADED	12	1	-75%	Exceeded its useful life	LBT1	Fixed Route	ACTIVE	MAINTENANCE	2/28/2026	L05232	6/9/2005	$0
2426	Bus	E1186315	5FYU4FY065C028033	GE40LF SR924	CONT. 2426 NEW FLYER SR924 39 PNGR	BH	Bus Hybrid	UNLEADED	12	1	-75%	Exceeded its useful life	LBT1	Fixed Route	ACTIVE	MAINTENANCE	2/27/2026	L05232	6/21/2005	$0
2427	Bus	E1186319	5FYU4FY085C028034	GE40LF SR924	CONT. 2427 NEW FLYER SR924 39 PNGR	BH	Bus Hybrid	UNLEADED	12	1	-75%	Exceeded its useful life	LBT1	Fixed Route	ACTIVE	MAINTENANCE	2/27/2026	L05232	7/12/2005	$0
2402	Bus	E1186265	5FYU4FY095C028009	GE40LF SR924	CONT. 2402 NEW FLYER SR924 39 PNGR	BH	Bus Hybrid	UNLEADED	12	1	-75%	Exceeded its useful life	LBT1	Fixed Route	ACTIVE	OPERATIONS	2/28/2026	L05232	7/4/2005	$0
2403	Bus	E1186264	5FYU4FY055C028010	GE40LF SR924	CONT.2403 NEW FLYER SR924 39 PNGR	BH	Bus Hybrid	UNLEADED	12	1	-75%	Exceeded its useful life	LBT1	Fixed Route	ACTIVE	OPERATIONS	2/28/2026	L05232	6/7/2005	$0
2404	Bus	E1186266	5FYU4FY075C028011	GE40LF SR924	CONT.2404 NEW FLYER SR924 39 PNGR	BH	Bus Hybrid	UNLEADED	12	1	-75%	Exceeded its useful life	LBT1	Fixed Route	ACTIVE	OPERATIONS	2/27/2026	L05232	5/9/2005	$0
2407	Bus	E1172732	5FYU4FY025C028014	GE40LF SR924	CONT.2407 NEW FLYER SR924 39 PNGR	BH	Bus Hybrid	UNLEADED	12	1	-75%	Exceeded its useful life	LBT1	Fixed Route	ACTIVE	OPERATIONS	2/27/2026	L05232	5/9/2005	$0
2408	Bus	E1172733	5FYU4FY075C028015	GE40LF SR924	CONT.2408 NEW FLYER SR924 39 PNGR	BH	Bus Hybrid	UNLEADED	12	1	-75%	Exceeded its useful life	LBT1	Fixed Route	ACTIVE	OPERATIONS	8/1/2024	L05232	5/12/2005	$0
2410	Bus	E1186269	5FYU4FY085C028017	GE40LF SR924	CONT.2410 NEW FLYER SR924 39 PNGR	BH	Bus Hybrid	UNLEADED	12	1	-75%	Exceeded its useful life	LBT1	Fixed Route	ACTIVE	OPERATIONS	2/17/2026	L05232	6/7/2005	$0
2411	Bus	E1186270	5FYU4FY0X5C028018	GE40LF SR924	CONT.2411 NEW FLYER SR924 39 PNGR	BH	Bus Hybrid	UNLEADED	12	1	-75%	Exceeded its useful life	LBT1	Fixed Route	ACTIVE	OPERATIONS	2/27/2026	L05232	6/3/2005	$0
2412	Bus	E1186271	5FYU4FY015C028019	GE40LF SR924	CONT.2412 NEW FLYER SR924 39 PNGR	BH	Bus Hybrid	UNLEADED	12	1	-75%	Exceeded its useful life	LBT1	Fixed Route	ACTIVE	OPERATIONS	2/27/2026	L05232	5/12/2005	$0
2413	Bus	E1186278	5FYU4FY085C028020	GE40LF SR924	CONT.2413 NEW FLYER SR924 39 PNGR	BH	Bus Hybrid	UNLEADED	12	1	-75%	Exceeded its useful life	LBT1	Fixed Route	ACTIVE	OPERATIONS	2/27/2026		7/8/2005	$0
2415	Bus	E1186272	5FYU4FU015C028022	GE40LF SR924	CONT.2415 NEW FLYER SR924 39 PNGR	BH	Bus Hybrid	UNLEADED	12	1	-75%	Exceeded its useful life	LBT1	Fixed Route	ACTIVE	OPERATIONS	2/27/2026		6/8/2005	$0
2420	Bus	E1186292	5FYU4FY005C028027	GE40LF SR924	CONT.2420 NEW FLYER SR924 39 PNGR	BH	Bus Hybrid	UNLEADED	12	1	-75%	Exceeded its useful life	LBT1	Fixed Route	ACTIVE	OPERATIONS	2/27/2026	L05232	6/23/2005	$0
2421	Bus	E1186293	5FYU4FY025C028028	GE40LF SR924	CONT.2421 NEW FLYER SR924 39 PNGR	BH	Bus Hybrid	UNLEADED	12	1	-75%	Exceeded its useful life	LBT1	Fixed Route	ACTIVE	OPERATIONS	2/28/2026	L05232	6/20/2005	$0
2424	Bus	E1186301	5FYU4FY025C028031	GE40LF SR924	CONT. 2424 NEW FLYER SR924 39 PNGR	BH	Bus Hybrid	UNLEADED	12	1	-75%	Exceeded its useful life	LBT1	Fixed Route	ACTIVE	OPERATIONS	2/27/2026	L05232	6/20/2005	$0
2501	Bus	E1188995	5FYU4FY085C028325	GE40LF SR924	CONT.2501 NEW FLYER SR924 39 PNGR	BH	Bus Hybrid	UNLEADED	12	1	-75%	Exceeded its useful life	LBT1	Fixed Route	ACTIVE	OPERATIONS	2/27/2026	L16638	10/11/2005	$0
2502	Bus	E1188996	5FYU4FY0X5C028326	GE40LF SR924	2502 NEW FLYER SR924 39 PNGR	BH	Bus Hybrid	UNLEADED	12	1	-75%	Exceeded its useful life	LBT1	Fixed Route	ACTIVE	OPERATIONS	2/27/2026	L16638	7/21/2005	$0

LONG BEACH TRANSIT

BUREAU VERITAS

Revenue Vehicle Inventory

Plant Number	Classification	License	VIN	Model	Equipment Description	Equip Code	Equipment Class Desc	Fuel Type Desc	LBT Adjusted ULB	Score	Condition RUL%	Condition Description	Equipment Location Desc	Revenue Type	Equipment Status Desc	Department	Last Stat Date	Purchase order number	Date of purchase	Purchase Price
2503	Bus	E1188997	5FYU4FY015C028327	GE40LF SR924	2503 NEW FLYER SR924 39 PNGR	BH	Bus Hybrid	UNLEADED	12	1	-75%	Exceeded its useful life	LBT1	Fixed Route	ACTIVE	OPERATIONS	2/27/2026		7/21/2005	$0
2504	Bus	E1188998	5FYU4FY035C028328	GE40LF SR924	CONT.2504 NEW FLYER SR924 39 PNGR	BH	Bus Hybrid	UNLEADED	12	1	-75%	Exceeded its useful life	LBT1	Fixed Route	ACTIVE	OPERATIONS	12/20/2025		7/22/2005	$0
2505	Bus	E1188999	5FYU4FY055C028329	GE40LF SR924	2505 NEW FLYER SR924 39 PNGR	BH	Bus Hybrid	UNLEADED	12	1	-75%	Exceeded its useful life	LBT1	Fixed Route	ACTIVE	OPERATIONS	2/27/2026		7/22/2005	$0
2506	Bus	E1189000	5FYU4FY015C028330	GE40LF SR924	2506 NEW FLYER SR924 39 PNGR	BH	Bus Hybrid	UNLEADED	12	1	-75%	Exceeded its useful life	LBT1	Fixed Route	ACTIVE	OPERATIONS	2/27/2026		7/22/2005	$0
2507	Bus	E1189001	5FYU4FY035C028331	GE40LF SR924	2507 NEW FLYER SR924 39 PNGR	BH	Bus Hybrid	UNLEADED	12	1	-75%	Exceeded its useful life	LBT1	Fixed Route	ACTIVE	OPERATIONS	2/23/2026		7/25/2005	$0
2508	Bus	E1189002	5FYU4FY055C028332	GE40LF SR924	2508 NEW FLYER SR924 39 PNGR	BH	Bus Hybrid	UNLEADED	12	1	-75%	Exceeded its useful life	LBT1	Fixed Route	ACTIVE	OPERATIONS	2/27/2026		7/25/2005	$0
2509	Bus	1484086	5FYU4FY075C028333	GE40LF SR924	2509 NEW FLYER SR924 39 PNGR	BH	Bus Hybrid	UNLEADED	12	1	-75%	Exceeded its useful life	LBT1	Fixed Route	ACTIVE	OPERATIONS	2/27/2026		7/25/2005	$0
2510	Bus	E1186332	5FYU4FY095C028334	GE40LF SR924	2510 NEW FLYER SR924 39 PNGR	BH	Bus Hybrid	UNLEADED	12	1	-75%	Exceeded its useful life	LBT1	Fixed Route	ACTIVE	OPERATIONS	2/27/2026		7/27/2005	$0
2511	Bus	E1189004	5FYU4FY005C028335	GE40LF SR924	2511 NEW FLYER SR924 39 PNGR	BH	Bus Hybrid	UNLEADED	12	1	-75%	Exceeded its useful life	LBT1	Fixed Route	ACTIVE	OPERATIONS	2/27/2026		7/28/2005	$0
2512	Bus	E1186333	5FYU4FY025C028336	GE40LF SR924	2512 NEW FLYER SR924 39 PNGR	BH	Bus Hybrid	UNLEADED	12	1	-75%	Exceeded its useful life	LBT1	Fixed Route	ACTIVE	OPERATIONS	2/27/2026		7/28/2005	$0
2513	Bus	E1189005	5FYU4FY045C028337	GE40LF SR924	2513 NEW FLYER SR924 39 PNGR	BH	Bus Hybrid	UNLEADED	12	1	-75%	Exceeded its useful life	LBT1	Fixed Route	ACTIVE	OPERATIONS	2/27/2026		7/28/2005	$0
2514	Bus	E1186334	5FYU4FY065C028338	GE40LF SR924	2514 NEW FLYER SR924 39 PNGR	BH	Bus Hybrid	UNLEADED	12	1	-75%	Exceeded its useful life	LBT1	Fixed Route	ACTIVE	OPERATIONS	2/27/2026	L16638	8/1/2005	$0
2515	Bus	E1186335	5FYU4FY085C028339	GE40LF SR924	2515 NEW FLYER SR924 39 PNGR	BH	Bus Hybrid	UNLEADED	12	1	-75%	Exceeded its useful life	LBT1	Fixed Route	ACTIVE	OPERATIONS	2/27/2026		7/30/2005	$0
2516	Bus	E1186338	5FYU4FY045C028340	GE40LF SR924	2516 NEW FLYER SR924 39 PNGR	BH	Bus Hybrid	UNLEADED	12	1	-75%	Exceeded its useful life	LBT1	Fixed Route	ACTIVE	OPERATIONS	2/27/2026		8/2/2005	$0
2517	Bus	E1186339	5FYU4FY065C028341	GE40LF SR924	2517 NEW FLYER SR924 39 PNGR	BH	Bus Hybrid	UNLEADED	12	1	-75%	Exceeded its useful life	LBT1	Fixed Route	ACTIVE	OPERATIONS	2/28/2026		8/6/2005	$0
2519	Bus	E1186341	5FYU4FY0X5C028343	GE40LF SR924	2519 NEW FLYER SR924 39 PNGR	BH	Bus Hybrid	UNLEADED	12	1	-75%	Exceeded its useful life	LBT1	Fixed Route	ACTIVE	OPERATIONS	2/28/2026		8/10/2005	$0
2520	Bus	E1186342	5FYU4FY015C028344	GE40LF SR924	2520 NEW FLYER SR924 39 PNGR	BH	Bus Hybrid	UNLEADED	12	1	-75%	Exceeded its useful life	LBT1	Fixed Route	ACTIVE	OPERATIONS	2/27/2026		8/10/2005	$0
2701	Bus	1198974	5FYU4FY057C032142	GE40LF SR1159	2701 NEW FLYER SR1159 38 PNGR	BH	Bus Hybrid	UNLEADED	12	1	-67%	Exceeded its useful life	LBT1	Fixed Route	ACTIVE	OPERATIONS	2/27/2026	L22156	7/25/2006	$533,605
2702	Bus	1198957	5FYU4FY077C032143	GE40LF SR1159	2702 NEW FLYER SR1159 38 PNGR	BH	Bus Hybrid	UNLEADED	12	1	-67%	Exceeded its useful life	LBT1	Fixed Route	ACTIVE	OPERATIONS	2/27/2026		7/25/2006	$533,605
2703	Bus	1198970	5FYU4FY097C032144	GE40LF SR1159	2703 NEW FLYER SR1159 38 PNGR	BH	Bus Hybrid	UNLEADED	12	1	-67%	Exceeded its useful life	LBT1	Fixed Route	ACTIVE	OPERATIONS	2/27/2026		7/25/2006	$533,605

LONG BEACH TRANSIT

BUREAU VERITAS

Revenue Vehicle Inventory

Plant Number	Classification	License	VIN	Model	Equipment Description	Equip Code	Equipment Class Desc	Fuel Type Desc	LBT Adjusted ULB	Score	Condition RUL%	Condition Description	Equipment Location Desc	Revenue Type	Equipment Status Desc	Department	Last Stat Date	Purchase order number	Date of purchase	Purchase Price
2704	Bus	1198975	5FYU4FY007C032145	GE40LF SR1159	2704 NEW FLYER SR1159 38 PNGR	BH	Bus Hybrid	UNLEADED	12	1	-67%	Exceeded its useful life	LBT1	Fixed Route	ACTIVE	OPERATIONS	2/27/2026		7/25/2006	$533,605
2705	Bus	1198968	5FYU4FY027C032146	GE40LF SR1159	2705 NEW FLYER SR1159 38 PNGR	BH	Bus Hybrid	UNLEADED	12	1	-67%	Exceeded its useful life	LBT1	Fixed Route	ACTIVE	OPERATIONS	2/27/2026	L22156	7/25/2006	$533,605
2706	Bus	1198985	5FYU4FY047C032147	GE40LF SR1159	2706 NEW FLYER SR1159 38 PNGR	BH	Bus Hybrid	UNLEADED	12	1	-67%	Exceeded its useful life	LBT1	Fixed Route	ACTIVE	OPERATIONS	2/27/2026		7/25/2006	$533,605
2707	Bus	1198958	5FYU4FY067C032148	GE40LF SR1159	2707 NEW FLYER SR1159 38 PNGR	BH	Bus Hybrid	UNLEADED	12	1	-67%	Exceeded its useful life	LBT1	Fixed Route	ACTIVE	OPERATIONS	2/27/2026		7/25/2006	$533,605
2708	Bus	1198967	5FYU4FY087C032149	GE40LF SR1159	2708 NEW FLYER SR1159 38 PNGR	BH	Bus Hybrid	UNLEADED	12	1	-67%	Exceeded its useful life	LBT1	Fixed Route	ACTIVE	OPERATIONS	2/27/2026	L22156	7/25/2006	$533,605
2709	Bus	1198969	5FYU4FY047C032150	GE40LF SR1159	2709 NEW FLYER SR1159 38 PNGR	BH	Bus Hybrid	UNLEADED	12	1	-67%	Exceeded its useful life	LBT1	Fixed Route	ACTIVE	OPERATIONS	2/27/2026		7/25/2006	$533,605
2710	Bus	1198976	5FYU4FY067C032151	GE40LF SR1159	2710 NEW FLYER SR1159 38 PNGR	BH	Bus Hybrid	UNLEADED	12	1	-67%	Exceeded its useful life	LBT1	Fixed Route	ACTIVE	OPERATIONS	2/17/2026	L22156	7/25/2006	$533,605
2711	Bus	1198977	5FYU4FY087C032152	GE40LF SR1159	2711 NEW FLYER SR1159 38 PNGR	BH	Bus Hybrid	UNLEADED	12	1	-67%	Exceeded its useful life	LBT1	Fixed Route	ACTIVE	OPERATIONS	2/27/2026		7/25/2006	$533,605
2712	Bus	1198959	5FYU4FY0X7C032153	GE40LF SR1159	2712 NEW FLYER SR1159 38 PNGR	BH	Bus Hybrid	UNLEADED	12	1	-67%	Exceeded its useful life	LBT1	Fixed Route	ACTIVE	OPERATIONS	2/27/2026		7/25/2006	$533,605
2713	Bus	1198972	5FYU4FY017C032154	GE40LF SR1159	2713 NEW FLYER SR1159 38 PNGR	BH	Bus Hybrid	UNLEADED	12	1	-67%	Exceeded its useful life	LBT1	Fixed Route	ACTIVE	OPERATIONS	2/27/2026		7/25/2006	$533,605
2714	Bus	1198973	5FYU4FY037C032155	GE40LF SR1159	2714 NEW FLYER SR1159 38 PNGR	BH	Bus Hybrid	UNLEADED	12	1	-67%	Exceeded its useful life	LBT1	Fixed Route	ACTIVE	OPERATIONS	11/17/2025	L22156	7/25/2006	$533,605
2902	Bus	1306072	5FYU7FY128C034710	GE40LFA SR1246	2902 NEW FLYER SR1246 38 PNGR	BH	Bus Hybrid	UNLEADED	12	1	-58%	Exceeded its useful life	LBT1	Fixed Route	ACTIVE	OPERATIONS	2/27/2026	L34176	11/5/2007	$552,058
2903	Bus	1306093	5FYU7FY148C034711	GE40LFA SR1246	2903 NEW FLYER SR1246 38 PNGR	BH	Bus Hybrid	UNLEADED	12	1	-58%	Exceeded its useful life	LBT1	Fixed Route	ACTIVE	OPERATIONS	2/27/2026		11/5/2007	$552,058
2904	Bus	1306070	5FYU7FY168C034712	GE40LFA SR1246	2904 NEW FLYER SR1246 38 PNGR	BH	Bus Hybrid	UNLEADED	12	1	-58%	Exceeded its useful life	LBT1	Fixed Route	ACTIVE	OPERATIONS	2/27/2026		11/5/2007	$552,058
2905	Bus	1306079	5FYU7FY188C034713	GE40LFA SR1246	2905 NEW FLYER SR1246 38 PNGR	BH	Bus Hybrid	UNLEADED	12	1	-58%	Exceeded its useful life	LBT1	Fixed Route	ACTIVE	OPERATIONS	2/27/2026	L34176	11/5/2007	$552,058
2906	Bus	1306098	5FYU7FY1X8C034714	GE40LFA SR1246	2906 NEW FLYER SR1246 38 PNGR	BH	Bus Hybrid	UNLEADED	12	1	-58%	Exceeded its useful life	LBT1	Fixed Route	ACTIVE	OPERATIONS	2/21/2026	L34176	11/5/2007	$552,058
2907	Bus	1306073	5FYU7FY118C034715	GE40LFA SR1246	2907 NEW FLYER SR1246 38 PNGR	BH	Bus Hybrid	UNLEADED	12	1	-58%	Exceeded its useful life	LBT1	Fixed Route	ACTIVE	OPERATIONS	2/27/2026	L34176	11/5/2007	$552,058
2908	Bus	1306081	5FYU7FY138C034716	GE40LFA SR1246	2908 NEW FLYER SR1246 38 PNGR	BH	Bus Hybrid	UNLEADED	12	1	-58%	Exceeded its useful life	LBT1	Fixed Route	ACTIVE	OPERATIONS	2/27/2026	L34176	11/5/2007	$552,058
2909	Bus	1306097	5FYU7FY158C034717	GE40LFA SR1246	2909 NEW FLYER SR1246 38 PNGR	BH	Bus Hybrid	UNLEADED	12	1	-58%	Exceeded its useful life	LBT1	Fixed Route	ACTIVE	OPERATIONS	2/19/2026	L34176	11/5/2007	$552,058
2910	Bus	1306088	5FYU7FY178C034718	GE40LFA SR1246	2910 NEW FLYER SR1246 38 PNGR	BH	Bus Hybrid	UNLEADED	12	1	-58%	Exceeded its useful life	LBT1	Fixed Route	ACTIVE	OPERATIONS	2/27/2026	L34176	11/5/2007	$552,058

LONG BEACH TRANSIT

BUREAU VERITAS

Revenue Vehicle Inventory

Plant Number	Classification	License	VIN	Model	Equipment Description	Equip Code	Equipment Class Desc	Fuel Type Desc	LBT Adjusted ULB	Score	Condition RUL%	Condition Description	Equipment Location Desc	Revenue Type	Equipment Status Desc	Department	Last Stat Date	Purchase order number	Date of purchase	Purchase Price
2911	Bus	1306096	5FYU7FY198C034719	GE40LFA SR1246	2911 NEW FLYER SR1246 38 PNGR	BH	Bus Hybrid	UNLEADED	12	1	-58%	Exceeded its useful life	LBT1	Fixed Route	ACTIVE	OPERATIONS	2/28/2026	L34176	11/5/2007	$552,058
2912	Bus	1306095	5FYU7FY158C034720	GE40LFA SR1246	2912 NEW FLYER SR1246 38 PNGR	BH	Bus Hybrid	UNLEADED	12	1	-58%	Exceeded its useful life	LBT1	Fixed Route	ACTIVE	OPERATIONS	2/28/2026	L34176	11/5/2007	$552,058
2913	Bus	1306086	5FYU7FY178C034721	GE40LFA SR1246	2913 NEW FLYER SR1246 38 PNGR	BH	Bus Hybrid	UNLEADED	12	1	-58%	Exceeded its useful life	LBT1	Fixed Route	ACTIVE	OPERATIONS	2/28/2026	L34176	11/5/2007	$552,058
2914	Bus	1306071	5FYU7FY198C034722	GE40LFA SR1246	2914 NEW FLYER SR1246 38 PNGR	BH	Bus Hybrid	UNLEADED	12	1	-58%	Exceeded its useful life	LBT1	Fixed Route	ACTIVE	OPERATIONS	2/28/2026	L34176	11/5/2007	$552,058
2915	Bus	1306083	5FYU7FY108C034723	GE40LFA SR1246	2915 NEW FLYER SR1246 38 PNGR	BH	Bus Hybrid	UNLEADED	12	1	-58%	Exceeded its useful life	LBT1	Fixed Route	ACTIVE	OPERATIONS	2/28/2026	L34176	11/5/2007	$552,058
2916	Bus	1306074	5FYU7FY128C034724	GE40LFA SR1246	2916 NEW FLYER SR1246 38 PNGR	BH	Bus Hybrid	UNLEADED	12	1	-58%	Exceeded its useful life	LBT1	Fixed Route	ACTIVE	OPERATIONS	2/28/2026	L34176	11/5/2007	$552,058
2917	Bus	1306075	5FYU7FY148C034725	GE40LFA SR1246	2917 NEW FLYER SR1246 38 PNGR	BH	Bus Hybrid	UNLEADED	12	1	-58%	Exceeded its useful life	LBT1	Fixed Route	ACTIVE	OPERATIONS	7/16/2025	L34176	11/5/2007	$552,058
2919	Bus	1306087	5FYU7FY188C034727	GE40LFA SR1246	2919 NEW FLYER SR1246 38 PNGR	BH	Bus Hybrid	UNLEADED	12	1	-58%	Exceeded its useful life	LBT1	Fixed Route	ACTIVE	OPERATIONS	2/26/2026	L34176	11/5/2007	$552,058
2920	Bus	1306082	5FYU7FY1X8C034728	GE40LFA SR1246	2920 NEW FLYER SR1246 38 PNGR	BH	Bus Hybrid	UNLEADED	12	1	-58%	Exceeded its useful life	LBT1	Fixed Route	ACTIVE	OPERATIONS	2/28/2026		11/5/2007	$552,058
2922	Bus	1306084	5FYU7FY188C034730	GE40LFA SR1246	2922 NEW FLYER SR1246 38 PNGR	BH	Bus Hybrid	UNLEADED	12	1	-58%	Exceeded its useful life	LBT1	Fixed Route	ACTIVE	OPERATIONS	2/28/2026	L34176	11/5/2007	$552,058
2924	Bus	1306085	5FYU7FY118C034732	GE40LFA SR1246	2924 NEW FLYER SR1246 38 PNGR	BH	Bus Hybrid	UNLEADED	12	1	-58%	Exceeded its useful life	LBT1	Fixed Route	ACTIVE	OPERATIONS	2/28/2026		11/5/2007	$552,058
2925	Bus	1306094	5FYU7FY138C034733	GE40LFA SR1246	2925 NEW FLYER SR1246 38 PNGR	BH	Bus Hybrid	UNLEADED	12	1	-58%	Exceeded its useful life	LBT1	Fixed Route	ACTIVE	OPERATIONS	2/28/2026		11/5/2007	$552,058
1201	Bus	1157087	15GGD271XB1180901	G27B102N4	1200 GILLIG CNG G27B102N4	BC	Bus CNG	CNG	12	1	-25%	Exceeded its useful life	LBT2	Fixed Route	ACTIVE	OPERATIONS	2/28/2026	L50162	11/5/2011	$495,173
1207	Bus	1241905	15GGD2719C1180907	G27B102N4	1200 GILLIG CNG G27B102N4	BC	Bus CNG	CNG	12	1	-25%	Exceeded its useful life	LBT2	Fixed Route	ACTIVE	OPERATIONS	2/28/2026	L50162	11/5/2011	$496,694
1208	Bus	1241904	15GGD2710C1180908	G27B102N4	1200 GILLIG CNG G27B102N4	BC	Bus CNG	CNG	12	1	-25%	Exceeded its useful life	LBT2	Fixed Route	INACTIVE	OPERATIONS	11/5/2024	L50162	11/5/2011	$496,694
1209	Bus	1241903	15GGD2712C1180909	G27B102N4	1200 GILLIG CNG G27B102N4	BC	Bus CNG	CNG	12	1	-25%	Exceeded its useful life	LBT2	Fixed Route	ACTIVE	OPERATIONS	2/28/2026	L50162	11/5/2011	$496,694
1210	Bus	1241906	15GGD2719C1180910	G27B102N4	1200 GILLIG CNG G27B102N4	BC	Bus CNG	CNG	12	1	-25%	Exceeded its useful life	LBT2	Fixed Route	ACTIVE	OPERATIONS	2/28/2026	L50162	11/5/2011	$496,694
1211	Bus	1241907	15GGD2710C1180911	G27B102N4	1200 GILLIG CNG G27B102N4	BC	Bus CNG	CNG	12	1	-25%	Exceeded its useful life	LBT2	Fixed Route	ACTIVE	OPERATIONS	2/28/2026	L50162	11/5/2011	$496,694
1212	Bus	1241908	15GGD2712C1180912	G27B102N4	1200 GILLIG CNG G27B102N4	BC	Bus CNG	CNG	12	1	-25%	Exceeded its useful life	LBT2	Fixed Route	ACTIVE	OPERATIONS	2/28/2026	L50162	11/5/2011	$496,694
1213	Bus	1241909	15GGD2714C1180913	G27B102N4	1200 GILLIG CNG G27B102N4	BC	Bus CNG	CNG	12	1	-25%	Exceeded its useful life	LBT2	Fixed Route	ACTIVE	OPERATIONS	2/28/2026	L50162	11/5/2011	$496,694

LONG BEACH TRANSIT

BUREAU VERITAS

Revenue Vehicle Inventory

Plant Number	Classification	License	VIN	Model	Equipment Description	Equip Code	Equipment Class Desc	Fuel Type Desc	LBT Adjusted ULB	Score	Condition RUL%	Condition Description	Equipment Location Desc	Revenue Type	Equipment Status Desc	Department	Last Stat Date	Purchase order number	Date of purchase	Purchase Price
1214	Bus	1241910	15GGD2716C1180914	G27B102N4	1200 GILLIG CNG G27B102N4	BC	Bus CNG	CNG	12	1	-25%	Exceeded its useful life	LBT2	Fixed Route	ACTIVE	OPERATIONS	2/28/2026	L50162	11/5/2011	$496,694
1215	Bus	1241911	15GGD2718C1180915	G27B102N4	1200 GILLIG CNG G27B102N4	BC	Bus CNG	CNG	12	1	-25%	Exceeded its useful life	LBT2	Fixed Route	ACTIVE	OPERATIONS	2/27/2026	L50162	11/5/2011	$496,694
1216	Bus	1241912	15GGD271XC1180916	G27B102N4	1200 GILLIG CNG G27B102N4	BC	Bus CNG	CNG	12	1	-25%	Exceeded its useful life	LBT2	Fixed Route	ACTIVE	OPERATIONS	2/28/2026	L50162	11/5/2011	$496,694
1217	Bus	1241913	15GGD2711C1180917	G27B102N4	1200 GILLIG CNG G27B102N4	BC	Bus CNG	CNG	12	1	-25%	Exceeded its useful life	LBT2	Fixed Route	ACTIVE	OPERATIONS	2/28/2026	L50162	11/5/2011	$496,694
1218	Bus	1241914	15GGD2713C1180918	G27B102N4	1200 GILLIG CNG G27B102N4	BC	Bus CNG	CNG	12	1	-25%	Exceeded its useful life	LBT2	Fixed Route	ACTIVE	OPERATIONS	2/28/2026	L50162	11/5/2011	$496,694
1219	Bus	1241920	15GGD2715C1180919	G27B102N4	1200 GILLIG CNG G27B102N4	BC	Bus CNG	CNG	12	1	-25%	Exceeded its useful life	LBT2	Fixed Route	ACTIVE	OPERATIONS	2/28/2026	L50162	11/5/2011	$496,694
1220	Bus	1241921	15GGD2711C1180920	G27B102N4	1200 GILLIG CNG G27B102N4	BC	Bus CNG	CNG	12	1	-25%	Exceeded its useful life	LBT2	Fixed Route	ACTIVE	OPERATIONS	2/28/2026	L50162	11/5/2011	$496,694
1221	Bus	1241917	15GGD2713C1180921	G27B102N4	1200 GILLIG CNG G27B102N4	BC	Bus CNG	CNG	12	1	-25%	Exceeded its useful life	LBT2	Fixed Route	ACTIVE	OPERATIONS	2/28/2026	L50162	11/5/2011	$496,694
1222	Bus	1385118	15GGD2715C1180922	G27B102N4	1200 GILLIG CNG G27B102N4	BC	Bus CNG	CNG	12	1	-25%	Exceeded its useful life	LBT2	Fixed Route	ACTIVE	OPERATIONS	2/28/2026	L50162	11/5/2011	$496,694
1223	Bus	1241919	15GGD2717C1180923	G27B102N4	1200 GILLIG CNG G27B102N4	BC	Bus CNG	CNG	12	1	-25%	Exceeded its useful life	LBT2	Fixed Route	ACTIVE	OPERATIONS	2/28/2026	L50162	11/5/2011	$496,694
1224	Bus	1241922	15GGD2719C1180924	G27B102N4	1200 GILLIG CNG G27B102N4	BC	Bus CNG	CNG	12	1	-25%	Exceeded its useful life	LBT2	Fixed Route	ACTIVE	OPERATIONS	2/28/2026	L50162	11/5/2011	$496,694
1225	Bus	1241923	15GGD2710C1180925	G27B102N4	1200 GILLIG CNG G27B102N4	BC	Bus CNG	CNG	12	1	-25%	Exceeded its useful life	LBT2	Fixed Route	ACTIVE	OPERATIONS	2/28/2026	L50162	11/5/2011	$496,694
1226	Bus	1241924	15GGD2712C1180926	G27B102N4	1200 GILLIG CNG G27B102N4	BC	Bus CNG	CNG	12	1	-25%	Exceeded its useful life	LBT2	Fixed Route	ACTIVE	OPERATIONS	2/25/2026	L50162	11/5/2011	$496,694
1227	Bus	1241925	15GGD2714C1180927	G27B102N4	1200 GILLIG CNG G27B102N4	BC	Bus CNG	CNG	12	1	-25%	Exceeded its useful life	LBT2	Fixed Route	ACTIVE	OPERATIONS	2/28/2026	L50162	11/5/2011	$496,694
1228	Bus	1241926	15GGD2716C1180928	G27B102N4	1200 GILLIG CNG G27B102N4	BC	Bus CNG	CNG	12	1	-25%	Exceeded its useful life	LBT2	Fixed Route	ACTIVE	OPERATIONS	2/28/2026	L50162	11/5/2011	$496,694
1229	Bus	1241931	15GGD2718C1180929	G27B102N4	1200 GILLIG CNG G27B102N4	BC	Bus CNG	CNG	12	1	-25%	Exceeded its useful life	LBT2	Fixed Route	ACTIVE	OPERATIONS	2/24/2026	L50162	11/5/2011	$496,694
1230	Bus	1241927	15GGD2714C1180930	G27B102N4	1200 GILLIG CNG G27B102N4	BC	Bus CNG	CNG	12	1	-25%	Exceeded its useful life	LBT2	Fixed Route	ACTIVE	OPERATIONS	2/28/2026	L50162	11/5/2011	$496,694
1231	Bus	1241928	15GGD2716C1180931	G27B102N4	1200 GILLIG CNG G27B102N4	BC	Bus CNG	CNG	12	1	-25%	Exceeded its useful life	LBT2	Fixed Route	ACTIVE	OPERATIONS	2/28/2026	L50162	11/5/2011	$496,694
1232	Bus	1241929	15GGD2718C1180932	G27B102N4	1200 GILLIG CNG G27B102N4	BC	Bus CNG	CNG	12	1	-25%	Exceeded its useful life	LBT2	Fixed Route	ACTIVE	OPERATIONS	2/28/2026	L50162	11/5/2011	$496,694
1233	Bus	1241930	15GGD271XC1180933	G27B102N4	1200 GILLIG CNG G27B102N4	BC	Bus CNG	CNG	12	1	-25%	Exceeded its useful life	LBT2	Fixed Route	OFF SITE	OPERATIONS	2/19/2026	L50162	11/5/2011	$496,694

LONG BEACH TRANSIT

BUREAU VERITAS

Revenue Vehicle Inventory

Plant Number	Classification	License	VIN	Model	Equipment Description	Equip Code	Equipment Class Desc	Fuel Type Desc	LBT Adjusted ULB	Score	Condition RUL%	Condition Description	Equipment Location Desc	Revenue Type	Equipment Status Desc	Department	Last Stat Date	Purchase order number	Date of purchase	Purchase Price
2522	Bus	1188976	5FYU4FY095C028156	GE40LF SR1010	2522 NEW FLYER SR1010 39 PNGR	BH	Bus Hybrid	UNLEADED	12	1	-25%	Exceeded its useful life	LBT1	Fixed Route	ACTIVE	OPERATIONS	2/27/2026		9/9/2011	$0
AQ002	Ferry	On file	On file	Catamaran	AQ002 Aqualink II Vessel	Vessel	Ferry Service	DIESEL FUEL	12	1	-25%	Exceeded its useful life	LONG BEACH	Fixed Route	ACTIVE	OPERATIONS			2011	$0
1202	Bus	1157080	15GGD271XC1180902	G27B102N4	1200 GILLIG CNG G27B102N4	BC	Bus CNG	CNG	12	1	-17%	Exceeded its useful life	LBT2	Fixed Route	ACTIVE	OPERATIONS	2/28/2026	L50162	4/18/2012	$495,173
1203	Bus	1157079	15GGD2711C1180903	G27B102N4	1200 GILLIG CNG G27B102N4	BC	Bus CNG	CNG	12	1	-17%	Exceeded its useful life	LBT2	Fixed Route	ACTIVE	OPERATIONS	2/28/2026	L50162	5/17/2012	$495,173
1204	Bus	1157081	15GGD2713C1180904	G27B102N4	1200 GILLIG CNG G27B102N4	BC	Bus CNG	CNG	12	1	-17%	Exceeded its useful life	LBT2	Fixed Route	ACTIVE	OPERATIONS	2/28/2026	L50162	4/23/2012	$495,173
1205	Bus	1157090	15GGD2715C1180905	G27B102N4	1200 GILLIG CNG G27B102N4	BC	Bus CNG	CNG	12	1	-17%	Exceeded its useful life	LBT2	Fixed Route	ACTIVE	OPERATIONS	2/28/2026	L50162	4/23/2012	$495,173
1206	Bus	1157091	15GGD2717C1180906	G27B102N4	1200 GILLIG CNG G27B102N4	BC	Bus CNG	CNG	12	1	-17%	Exceeded its useful life	LBT2	Fixed Route	ACTIVE	OPERATIONS	2/28/2026	L50162	5/1/2012	$495,173
1301	Bus	1157093	15GGD2711C1180934	G27B102N4	1300S GILLIG CNG G27B102N4	BC	Bus CNG	CNG	12	1	-17%	Exceeded its useful life	LBT2	Fixed Route	ACTIVE	OPERATIONS	2/28/2026	L50638	11/5/2012	$496,082
1302	Bus	1157094	15GGD2713C1180935	G27B102N4	1300S GILLIG CNG G27B102N4	BC	Bus CNG	CNG	12	1	-17%	Exceeded its useful life	LBT2	Fixed Route	ACTIVE	OPERATIONS	2/28/2026		11/6/2012	$0
1303	Bus	1157095	15GGD2715C1180936	G27B102N4	1300S GILLIG CNG G27B102N4	BC	Bus CNG	CNG	12	1	-17%	Exceeded its useful life	LBT2	Fixed Route	ACTIVE	OPERATIONS	2/28/2026		11/7/2012	$0
1304	Bus	1157096	15GGD2717C1180937	G27B102N4	1300S GILLIG CNG G27B102N4	BC	Bus CNG	CNG	12	1	-17%	Exceeded its useful life	LBT2	Fixed Route	ACTIVE	OPERATIONS	2/27/2026		11/8/2012	$0
1305	Bus	1157097	15GGD2719C1180938	G27B102N4	1300S GILLIG CNG G27B102N4	BC	Bus CNG	CNG	12	1	-17%	Exceeded its useful life	LBT2	Fixed Route	ACTIVE	OPERATIONS	2/28/2026		11/9/2012	$0
1306	Bus	1157098	15GGD2710C1180939	G27B102N4	1300S GILLIG CNG G27B102N4	BC	Bus CNG	CNG	12	1	-17%	Exceeded its useful life	LBT2	Fixed Route	ACTIVE	OPERATIONS	2/28/2026		11/9/2012	$0
1307	Bus	1157099	15GGD2717C1180940	G27B102N4	1300S GILLIG CNG G27B102N4	BC	Bus CNG	CNG	12	1	-17%	Exceeded its useful life	LBT2	Fixed Route	ACTIVE	OPERATIONS	2/28/2026		11/10/2012	$0
1308	Bus	1157348	15GGD2719C1180941	G27B102N4	1300S GILLIG CNG G27B102N4	BC	Bus CNG	CNG	12	1	-17%	Exceeded its useful life	LBT2	Fixed Route	ACTIVE	OPERATIONS	1/27/2026		11/11/2012	$0
1309	Bus	1157349	15GGD2710C1180942	G27B102N4	1300S GILLIG CNG G27B102N4	BC	Bus CNG	CNG	12	1	-17%	Exceeded its useful life	LBT2	Fixed Route	ACTIVE	OPERATIONS	2/26/2026		11/12/2012	$0
1310	Bus	1385100	15GGD2712C1180943	G27B102N4	1300S GILLIG CNG G27B102N4	BC	Bus CNG	CNG	12	1	-17%	Exceeded its useful life	LBT2	Fixed Route	ACTIVE	OPERATIONS	2/28/2026		11/13/2012	$0
1311	Bus	1385101	15GGD2714C1180944	G27B102N4	1300S GILLIG CNG G27B102N4	BC	Bus CNG	CNG	12	1	-17%	Exceeded its useful life	LBT2	Fixed Route	ACTIVE	OPERATIONS	2/27/2026		11/13/2012	$0
1312	Bus	1385102	15GGD2716C1180945	G27B102N4	1300S GILLIG CNG G27B102N4	BC	Bus CNG	CNG	12	1	-17%	Exceeded its useful life	LBT2	Fixed Route	ACTIVE	OPERATIONS	2/28/2026		11/14/2012	$0
1313	Bus	1385103	15GGD2718C1180946	G27B102N4	1300S GILLIG CNG G27B102N4	BC	Bus CNG	CNG	12	1	-17%	Exceeded its useful life	LBT2	Fixed Route	ACTIVE	OPERATIONS	2/28/2026		11/15/2012	$0

LONG BEACH TRANSIT

BUREAU VERITAS

Revenue Vehicle Inventory

Plant Number	Classification	License	VIN	Model	Equipment Description	Equip Code	Equipment Class Desc	Fuel Type Desc	LBT Adjusted ULB	Score	Condition RUL%	Condition Description	Equipment Location Desc	Revenue Type	Equipment Status Desc	Department	Last Stat Date	Purchase order number	Date of purchase	Purchase Price
1314	Bus	1241936	15GGD271XC1180947	G27B102N4	1300S GILLIG CNG G27B102N4	BC	Bus CNG	CNG	12	1	-17%	Exceeded its useful life	LBT2	Fixed Route	ACTIVE	OPERATIONS	2/28/2026		11/16/2012	$0
1315	Bus	1241937	15GGD2711C1180948	G27B102N4	1300S GILLIG CNG G27B102N4	BC	Bus CNG	CNG	12	1	-17%	Exceeded its useful life	LBT2	Fixed Route	ACTIVE	OPERATIONS	10/29/2025		11/17/2012	$0
1316	Bus	1241938	15GGD2713C1180949	G27B102N4	1300S GILLIG CNG G27B102N4	BC	Bus CNG	CNG	12	1	-17%	Exceeded its useful life	LBT2	Fixed Route	ACTIVE	OPERATIONS	2/28/2026		11/17/2012	$0
1317	Bus	1241939	15GGD271XC1180950	G27B102N4	1300S GILLIG CNG G27B102N4	BC	Bus CNG	CNG	12	1	-17%	Exceeded its useful life	LBT2	Fixed Route	ACTIVE	OPERATIONS	11/5/2025		11/18/2012	$0
1318	Bus	1241940	15GGD2711C1180951	G27B102N4	1300S GILLIG CNG G27B102N4	BC	Bus CNG	CNG	12	1	-17%	Exceeded its useful life	LBT2	Fixed Route	ACTIVE	OPERATIONS	2/28/2026		11/19/2012	$0
1319	Bus	1241941	15GGD2713C1180952	G27B102N4	1300S GILLIG CNG G27B102N4	BC	Bus CNG	CNG	12	1	-17%	Exceeded its useful life	LBT2	Fixed Route	ACTIVE	OPERATIONS	2/28/2026		11/20/2012	$0
1320	Bus	1241942	15GGD2715C1180953	G27B102N4	1300S GILLIG CNG G27B102N4	BC	Bus CNG	CNG	12	1	-17%	Exceeded its useful life	LBT2	Fixed Route	ACTIVE	OPERATIONS	2/28/2026		11/21/2012	$0
1321	Bus	1241943	15GGD2717C1180954	G27B102N4	1300S GILLIG CNG G27B102N4	BC	Bus CNG	CNG	12	1	-17%	Exceeded its useful life	LBT2	Fixed Route	ACTIVE	OPERATIONS	2/28/2026		11/22/2012	$0
1322	Bus	1241944	15GGD2719C1180955	G27B102N4	1300S GILLIG CNG G27B102N4	BC	Bus CNG	CNG	12	1	-17%	Exceeded its useful life	LBT2	Fixed Route	ACTIVE	OPERATIONS	2/26/2026		11/23/2012	$0
1323	Bus	1241945	15GGD2710C1180956	G27B102N4	1300S GILLIG CNG G27B102N4	BC	Bus CNG	CNG	12	1	-17%	Exceeded its useful life	LBT2	Fixed Route	ACTIVE	OPERATIONS	12/29/2025		11/24/2012	$0
1324	Bus	1241949	15GGD2712C1180957	G27B102N4	1300S GILLIG CNG G27B102N4	BC	Bus CNG	CNG	12	1	-17%	Exceeded its useful life	LBT2	Fixed Route	ACTIVE	OPERATIONS	2/28/2026		11/25/2012	$0
1325	Bus	1241950	15GGD2714C1180958	G27B102N4	1300S GILLIG CNG G27B102N4	BC	Bus CNG	CNG	12	1	-17%	Exceeded its useful life	LBT2	Fixed Route	ACTIVE	OPERATIONS	2/28/2026		11/26/2012	$0
1326	Bus	1241947	15GGD2716C1180959	G27B102N4	1300S GILLIG CNG G27B102N4	BC	Bus CNG	CNG	12	1	-17%	Exceeded its useful life	LBT2	Fixed Route	OFF SITE	OPERATIONS	2/19/2026		11/27/2012	$0
1327	Bus	1241946	15GGD2712C1180960	G27B102N4	1300S GILLIG CNG G27B102N4	BC	Bus CNG	CNG	12	1	-17%	Exceeded its useful life	LBT2	Fixed Route	ACTIVE	OPERATIONS	2/28/2026		11/28/2012	$0
1328	Bus	1241951	15GGD2714C1180961	G27B102N4	1300S GILLIG CNG G27B102N4	BC	Bus CNG	CNG	12	1	-17%	Exceeded its useful life	LBT2	Fixed Route	ACTIVE	OPERATIONS	2/27/2026		11/29/2012	$0
1329	Bus	1241948	15GGD2716C1180962	G27B102N4	1300S GILLIG CNG G27B102N4	BC	Bus CNG	CNG	12	1	-17%	Exceeded its useful life	LBT2	Fixed Route	ACTIVE	OPERATIONS	2/27/2026		11/30/2012	$0
1330	Bus	1241952	15GGD2718C1180963	G27B102N4	1300S GILLIG CNG G27B102N4	BC	Bus CNG	CNG	12	1	-17%	Exceeded its useful life	LBT2	Fixed Route	ACTIVE	OPERATIONS	2/28/2026		12/1/2012	$0
1331	Bus	1241953	15GGD271XC1180964	G27B102N4	1300S GILLIG CNG G27B102N4	BC	Bus CNG	CNG	12	1	-17%	Exceeded its useful life	LBT2	Fixed Route	ACTIVE	OPERATIONS	2/28/2026		12/2/2012	$0
1501	Articulated Bus	1412728	5FYC8YC1XEB046178	SR1872	1500SA NEW FLYER ARTICULATED CNG SR1872	BC	Bus CNG	CNG	12	2	8%	End of life	LBT2	Fixed Route	ACTIVE	OPERATIONS	2/28/2026	L68396	3/3/2015	$870,817
1502	Articulated Bus	1468839	5FYC8YC11EB046179	SR1872	1500SA NEW FLYER ARTICULATED CNG SR1872	BC	Bus CNG	CNG	12	2	8%	End of life	LBT2	Fixed Route	ACTIVE	OPERATIONS	2/28/2026	L68396	7/3/2015	$870,817

LONG BEACH TRANSIT

BUREAU VERITAS

Revenue Vehicle Inventory

Plant Number	Classification	License	VIN	Model	Equipment Description	Equip Code	Equipment Class Desc	Fuel Type Desc	LBT Adjusted ULB	Score	Condition RUL%	Condition Description	Equipment Location Desc	Revenue Type	Equipment Status Desc	Department	Last Stat Date	Purchase order number	Date of purchase	Purchase Price
1503	Articulated Bus	1468841	5FYC8YC18EB046180	SR1872	1500SA NEW FLYER ARTICULATED CNG SR1872	BC	Bus CNG	CNG	12	2	8%	End of life	LBT2	Fixed Route	ACTIVE	OPERATIONS	2/28/2026	L68396	7/3/2015	$870,817
1504	Articulated Bus	1468842	5FYC8YC1XEB046181	SR1872	1500SA NEW FLYER ARTICULATED CNG SR1872	BC	Bus CNG	CNG	12	2	8%	End of life	LBT2	Fixed Route	ACTIVE	OPERATIONS	2/27/2026	L69396	7/3/2015	$870,817
1505	Articulated Bus	1468840	5FYC8YC11EB046182	SR1872	1500SA NEW FLYER ARTICULATED CNG SR1872	BC	Bus CNG	CNG	12	2	8%	End of life	LBT2	Fixed Route	ACTIVE	OPERATIONS	2/28/2026	L68396	3/3/2015	$870,817
1506	Articulated Bus	1468843	5FYC8YC13EB046183	SR1872	1500SA NEW FLYER ARTICULATED CNG SR1872	BC	Bus CNG	CNG	12	2	8%	End of life	LBT2	Fixed Route	ACTIVE	OPERATIONS	2/28/2026	L68396	7/3/2015	$870,817
1507	Articulated Bus	1468844	5FYC8YC15EB046184	SR1872	1500SA NEW FLYER ARTICULATED CNG SR1872	BC	Bus CNG	CNG	12	2	8%	End of life	LBT2	Fixed Route	OFF SITE	OPERATIONS	2/4/2026	L68396	7/3/2015	$870,817
1508	Articulated Bus	1468845	5FYC8YC17EB046185	SR1872	1500SA NEW FLYER ARTICULATED CNG SR1872	BC	Bus CNG	CNG	12	2	8%	End of life	LBT2	Fixed Route	OFF SITE	OPERATIONS	11/6/2025	L68396	7/3/2015	$870,817
1509	Articulated Bus	1468801	5FYC8YC19EB046186	SR1872	1500SA NEW FLYER ARTICULATED CNG SR1872	BC	Bus CNG	CNG	12	2	8%	End of life	LBT2	Fixed Route	OFF SITE	OPERATIONS	12/15/2025	L68396	7/3/2015	$870,817
1510	Articulated Bus	1468802	5FYC8YC10EB046187	SR1872	1500SA NEW FLYER ARTICULATED CNG SR1872	BC	Bus CNG	CNG	12	2	8%	End of life	LBT2	Fixed Route	OFF SITE	OPERATIONS	2/5/2026	L68396	7/3/2015	$870,817
1511	Articulated Bus	1468805	5FYC8YC12EB046188	SR1872	1500SA NEW FLYER ARTICULATED CNG SR1872	BC	Bus CNG	CNG	12	2	8%	End of life	LBT2	Fixed Route	ACTIVE	OPERATIONS	2/28/2026	L68396	7/3/2015	$870,817
1512	Articulated Bus	1468807	5FYC8YC14EB046189	SR1872	1500SA NEW FLYER ARTICULATED CNG SR1872	BC	Bus CNG	CNG	12	2	8%	End of life	LBT2	Fixed Route	OFF SITE	OPERATIONS	12/21/2025	L68396	7/3/2015	$870,817
1513	Articulated Bus	1468806	5FYC8YC10EB046190	SR1872	1500SA NEW FLYER ARTICULATED CNG SR1872	BC	Bus CNG	CNG	12	2	8%	End of life	LBT2	Fixed Route	OFF SITE	OPERATIONS	2/22/2026	L68396	7/3/2015	$870,817
1521	Bus	1455257	15GGD2719F1186033	G27D102N4	1500S GILLIG CNG G27D102N4	BC	Bus CNG	CNG	12	2	8%	End of life	LBT2	Fixed Route	ACTIVE	OPERATIONS	2/28/2026	L66654	2/17/2015	$546,314
1522	Bus	1455258	15GGD2710F1186034	G27D102N4	1500S GILLIG CNG G27D102N4	BC	Bus CNG	CNG	12	2	8%	End of life	LBT2	Fixed Route	ACTIVE	OPERATIONS	2/28/2026	L66654	2/17/2015	$546,314
1523	Bus	1455259	15GGD2712F1186035	G27D102N4	1500S GILLIG CNG G27D102N4	BC	Bus CNG	CNG	12	2	8%	End of life	LBT2	Fixed Route	ACTIVE	OPERATIONS	2/28/2026	L66654	2/17/2015	$546,314
1524	Bus	1455256	15GGD2714F1186036	G27D102N4	1500S GILLIG CNG G27D102N4	BC	Bus CNG	CNG	12	2	8%	End of life	LBT2	Fixed Route	ACTIVE	OPERATIONS	2/27/2026	L66654	2/17/2015	$546,314
1525	Bus	1455260	15GGD2716F1186037	G27D102N4	1500S GILLIG CNG G27D102N4	BC	Bus CNG	CNG	12	2	8%	End of life	LBT2	Fixed Route	ACTIVE	OPERATIONS	2/28/2026	L66654	2/17/2015	$546,314
1526	Bus	1456844	15GGD2718F1186038	G27D102N4	1500S GILLIG CNG G27D102N4	BC	Bus CNG	CNG	12	2	8%	End of life	LBT2	Fixed Route	ACTIVE	OPERATIONS	2/28/2026	L66654	2/17/2015	$546,314
1527	Bus	1455261	15GGD271XF1186039	G27D102N4	1500S GILLIG CNG G27D102N4	BC	Bus CNG	CNG	12	2	8%	End of life	LBT2	Fixed Route	ACTIVE	OPERATIONS	2/28/2026	L66654	2/17/2015	$546,314
1528	Bus	1412727	15GGD2716F1186040	G27D102N4	1500S GILLIG CNG G27D102N4	BC	Bus CNG	CNG	12	2	8%	End of life	LBT2	Fixed Route	ACTIVE	OPERATIONS	2/28/2026	L66654	2/17/2015	$546,314
1602	Bus	1400452	4B9KSLA24G2038002	K9M-LBT	1602 BYD Battery Electric Bus 34 PNGR	BE	Bus Electric	ELECTRIC	12	2	8%	End of life	LBT1	Fixed Route	ACTIVE	OPERATIONS	1/21/2026	L69667	5/13/2015	$1,059,591

LONG BEACH TRANSIT

BUREAU VERITAS

Revenue Vehicle Inventory

Plant Number	Classification	License	VIN	Model	Equipment Description	Equip Code	Equipment Class Desc	Fuel Type Desc	LBT Adjusted ULB	Score	Condition RUL%	Condition Description	Equipment Location Desc	Revenue Type	Equipment Status Desc	Department	Last Stat Date	Purchase order number	Date of purchase	Purchase Price
1603	Bus	1400451	4B9KSLA26G2038003	K9M-LBT	1603 BYD Battery Electric Bus 34 PNGR	BE	Bus Electric	ELECTRIC	12	2	8%	End of life	LBT1	Fixed Route	OFF SITE	OPERATIONS	5/27/2025	L69667	5/13/2015	$1,059,591
1606	Bus	1385127	4B9KSLA21G2038006	K9M-LBT	1606 BYD Battery Electric Bus 34 PNGR	BE	Bus Electric	ELECTRIC	12	2	8%	End of life	LBT1	Fixed Route	ACTIVE	OPERATIONS	2/4/2026	L69667	5/13/2015	$1,059,591
1601	Bus	1241983	4B9KSLA22G2038001	K9M-LBT	1601 BYD Battery Electric Bus 34 PNGR	BE	Bus Electric	ELECTRIC	12	3	17%	Critical aging condition	LBT1	Fixed Route	ACTIVE	OPERATIONS	2/27/2026	L69667	6/1/2016	$1,059,591
1604	Bus	1241992	4B9KSLA28G2038004	K9M-LBT	1604 BYD Battery Electric Bus 34 PNGR	BE	Bus Electric	ELECTRIC	12	4	25%	Near-term replacement required	LBT1	Fixed Route	ACTIVE	OPERATIONS	2/28/2026	L69667	6/1/2017	$1,059,591
1605	Bus	1241991	4B9KSLA2XG2038005	K9M-LBT	1605 BYD Battery Electric Bus 34 PNGR	BE	Bus Electric	ELECTRIC	12	4	25%	Near-term replacement required	LBT1	Fixed Route	ACTIVE	OPERATIONS	2/28/2026	L69667	5/1/2017	$1,059,591
1607	Bus	1241996	4B9KSLA23G2038007	K9M-LBT	1607 BYD Battery Electric Bus 34 PNGR	BE	Bus Electric	ELECTRIC	12	4	25%	Near-term replacement required	LBT1	Fixed Route	ACTIVE	OPERATIONS	2/28/2026	L69667	5/1/2017	$1,059,591
1608	Bus	1241993	4B9KSLA25G2038008	K9M-LBT	1608 BYD Battery Electric Bus 34 PNGR	BE	Bus Electric	ELECTRIC	12	4	25%	Near-term replacement required	LBT1	Fixed Route	OFF SITE	OPERATIONS	11/3/2025	L69667	6/1/2017	$1,059,591
1609	Bus	1241994	4B9KSLA27G2038009	K9M-LBT	1609 BYD Battery Electric Bus 34 PNGR	BE	Bus Electric	ELECTRIC	12	4	25%	Near-term replacement required	LBT1	Fixed Route	ACTIVE	OPERATIONS	12/4/2025	L69667	5/1/2017	$1,059,591
1610	Bus	1385121	4B9KSLA23G2038010	K9M-LBT	1610 BYD Battery Electric Bus 34 PNGR	BE	Bus Electric	ELECTRIC	12	4	25%	Near-term replacement required	LBT1	Fixed Route	ACTIVE	OPERATIONS	2/28/2026	L69667	7/31/2017	$1,059,591
1801	Bus	1400453	5FYC8FB14HB051824	SR2040	1800S NEW FLYER SR2040	BC	Bus CNG	CNG	12	4	25%	Near-term replacement required	LBT2	Fixed Route	OFF SITE	OPERATIONS	2/28/2026	L73396	10/24/2017	$534,373
1802	Bus	1535391	5FYC8FB16HB051825	SR2040	1800S NEW FLYER SR2040	BC	Bus CNG	CNG	12	5	33%	Approaching end of service life	LBT2	Fixed Route	ACTIVE	OPERATIONS	2/28/2026	L73396	3/22/2018	$534,373
1803	Bus	1535392	5FYC8FB18HB051826	SR2040	1800S NEW FLYER SR2040	BC	Bus CNG	CNG	12	5	33%	Approaching end of service life	LBT2	Fixed Route	ACTIVE	OPERATIONS	2/28/2026	L73396	4/12/2018	$534,373
1804	Bus	1535490	5FYC8FB1XHB051827	SR2040	1800S NEW FLYER SR2040	BC	Bus CNG	CNG	12	5	33%	Approaching end of service life	LBT2	Fixed Route	ACTIVE	OPERATIONS	2/28/2026	L73396	3/22/2018	$534,373
1805	Bus	1535635	5FYC8FB11HB051828	SR2040	1800S NEW FLYER SR2040	BC	Bus CNG	CNG	12	5	33%	Approaching end of service life	LBT2	Fixed Route	ACTIVE	OPERATIONS	2/28/2026	L81737	6/14/2018	$562,297
1806	Bus	1535409	5FYC8FB13HB051829	SR2040	1800S NEW FLYER SR2040	BC	Bus CNG	CNG	12	5	33%	Approaching end of service life	LBT2	Fixed Route	ACTIVE	OPERATIONS	2/27/2026	L73396	4/12/2018	$562,297
1807	Bus	1535841	5FYC8FB1XHB051830	SR2040	1800S NEW FLYER SR2040	BC	Bus CNG	CNG	12	5	33%	Approaching end of service life	LBT2	Fixed Route	ACTIVE	OPERATIONS	2/28/2026	L73396	4/19/2018	$562,297
1808	Bus	1535411	5FYC8FB11HB051831	SR2040	1800S NEW FLYER SR2040	BC	Bus CNG	CNG	12	5	33%	Approaching end of service life	LBT2	Fixed Route	ACTIVE	OPERATIONS	2/27/2026	L73396	4/12/2018	$562,297
1809	Bus	1535416	5FYC8FB13HB051832	SR2040	1800S NEW FLYER SR2040	BC	Bus CNG	CNG	12	5	33%	Approaching end of service life	LBT2	Fixed Route	ACTIVE	OPERATIONS	2/27/2026	L73396	4/12/2018	$562,297
1810	Bus	1535417	5FYC8FB15HB051833	SR2040	1800S NEW FLYER SR2040	BC	Bus CNG	CNG	12	5	33%	Approaching end of service life	LBT2	Fixed Route	ACTIVE	OPERATIONS	2/27/2026	L81737	4/12/2018	$562,297
1811	Bus	1535418	5FYC8FB17HB051834	SR2040	1800S NEW FLYER SR2040	BC	Bus CNG	CNG	12	5	33%	Approaching end of service life	LBT2	Fixed Route	ACTIVE	OPERATIONS	2/22/2026	L81737	4/18/2018	$562,297

LONG BEACH TRANSIT

BUREAU VERITAS

Revenue Vehicle Inventory

Plant Number	Classification	License	VIN	Model	Equipment Description	Equip Code	Equipment Class Desc	Fuel Type Desc	LBT Adjusted ULB	Score	Condition RUL%	Condition Description	Equipment Location Desc	Revenue Type	Equipment Status Desc	Department	Last Stat Date	Purchase order number	Date of purchase	Purchase Price
1812	Bus	1535539	5FYC8FB19HB051835	SR2040	1800S NEW FLYER SR2040	BC	Bus CNG	CNG	12	5	33%	Approaching end of service life	LBT2	Fixed Route	ACTIVE	OPERATIONS	2/28/2026	L73396	5/10/2018	$562,487
1813	Bus	1535610	5FYC8FB10HB051836	SR2040	1800S NEW FLYER SR2040	BC	Bus CNG	CNG	12	5	33%	Approaching end of service life	LBT2	Fixed Route	ACTIVE	OPERATIONS	2/28/2026	L81737	5/3/2018	$562,487
1814	Bus	1535702	5FYC8FB12HB051837	SR2040	1800S NEW FLYER SR2040	BC	Bus CNG	CNG	12	5	33%	Approaching end of service life	LBT2	Fixed Route	ACTIVE	OPERATIONS	2/28/2026	L81737	5/25/2018	$562,487
1815	Bus	1535639	5FYC8FB14HB051838	SR2040	1800S NEW FLYER SR2040	BC	Bus CNG	CNG	12	5	33%	Approaching end of service life	LBT2	Fixed Route	ACTIVE	OPERATIONS	2/28/2026	L81737	5/11/2018	$562,297
1816	Bus	1535640	5FYC8FB16HB051839	SR2040	1800S NEW FLYER SR2040	BC	Bus CNG	CNG	12	5	33%	Approaching end of service life	LBT2	Fixed Route	ACTIVE	OPERATIONS	2/28/2026	L73396	5/10/2018	$562,487
1817	Bus	1535611	5FYC8FB12HB051840	SR2040	1800S NEW FLYER SR2040	BC	Bus CNG	CNG	12	5	33%	Approaching end of service life	LBT2	Fixed Route	ACTIVE	OPERATIONS	2/28/2026	L81737	5/3/2018	$562,487
1818	Bus	1535641	5FYC8FB14HB051841	SR2040	1800S NEW FLYER SR2040	BC	Bus CNG	CNG	12	5	33%	Approaching end of service life	LBT2	Fixed Route	ACTIVE	OPERATIONS	2/28/2026	L81737	5/3/2018	$562,487
1819	Bus	1435594	5FYC8FB16HB051842	SR2040	1800S NEW FLYER SR2040	BC	Bus CNG	CNG	12	5	33%	Approaching end of service life	LBT2	Fixed Route	ACTIVE	OPERATIONS	2/28/2026	L81737	6/7/2018	$562,297
1820	Bus	1535580	5FYC8FB18HB051843	SR2040	1800S NEW FLYER SR2040	BC	Bus CNG	CNG	12	5	33%	Approaching end of service life	LBT2	Fixed Route	ACTIVE	OPERATIONS	2/28/2026	L81737	6/7/2018	$562,297
1821	Bus	1535636	5FYC8FB1XHB051844	SR2040	1800S NEW FLYER SR2040	BC	Bus CNG	CNG	12	5	33%	Approaching end of service life	LBT2	Fixed Route	ACTIVE	OPERATIONS	2/28/2026	L81737	5/25/2018	$562,487
1822	Bus	1535753	5FYC8FB11HB051845	SR2040	1800S NEW FLYER SR2040	BC	Bus CNG	CNG	12	5	33%	Approaching end of service life	LBT2	Fixed Route	ACTIVE	OPERATIONS	2/28/2026	L81737	5/25/2018	$562,487
1823	Bus	1535606	5FYC8FB13HB051846	SR2040	1800S NEW FLYER SR2040	BC	Bus CNG	CNG	12	5	33%	Approaching end of service life	LBT2	Fixed Route	ACTIVE	OPERATIONS	2/27/2026	L81737	5/3/2018	$562,487
1824	Bus	1535607	5FYC8FB15HB051847	SR2040	1800S NEW FLYER SR2040	BC	Bus CNG	CNG	12	5	33%	Approaching end of service life	LBT2	Fixed Route	ACTIVE	OPERATIONS	2/28/2026	L81737	4/20/2018	$562,487
1825	Bus	1535608	5FYC8FB17HB051848	SR2040	1800S NEW FLYER SR2040	BC	Bus CNG	CNG	12	5	33%	Approaching end of service life	LBT2	Fixed Route	ACTIVE	OPERATIONS	2/28/2026	L81737	4/20/2018	$562,487
1826	Bus	1535609	5FYC8FB19HB051849	SR2040	1800S NEW FLYER SR2040	BC	Bus CNG	CNG	12	5	33%	Approaching end of service life	LBT2	Fixed Route	ACTIVE	OPERATIONS	2/27/2026	L81737	5/3/2018	$562,487
1827	Bus	1535703	5FYC8FB15HB051850	SR2040	1800S NEW FLYER SR2040	BC	Bus CNG	CNG	12	5	33%	Approaching end of service life	LBT2	Fixed Route	ACTIVE	OPERATIONS	2/28/2026	L81737	5/25/2018	$562,487
1828	Bus	1535612	5FYC8FB17HB051851	SR2040	1800S NEW FLYER SR2040	BC	Bus CNG	CNG	12	5	33%	Approaching end of service life	LBT2	Fixed Route	ACTIVE	OPERATIONS	2/28/2026	L81737	5/4/2018	$562,487
1829	Bus	1535613	5FYC8FB19HB051852	SR2040	1800S NEW FLYER SR2040	BC	Bus CNG	CNG	12	5	33%	Approaching end of service life	LBT2	Fixed Route	ACTIVE	OPERATIONS	2/27/2026	L81737	5/3/2018	$562,487
1830	Bus	1535575	5FYC8FB10HB051853	SR2040	1800S NEW FLYER SR2040	BC	Bus CNG	CNG	12	5	33%	Approaching end of service life	LBT2	Fixed Route	ACTIVE	OPERATIONS	2/27/2026	L73396	5/10/2018	$562,487
1831	Bus	1535576	5FYC8FB12HB051854	SR2040	1800S NEW FLYER SR2040	BC	Bus CNG	CNG	12	5	33%	Approaching end of service life	LBT2	Fixed Route	ACTIVE	OPERATIONS	2/28/2026	L73396	5/10/2018	$562,487

LONG BEACH TRANSIT

BUREAU VERITAS

Revenue Vehicle Inventory

Plant Number	Classification	License	VIN	Model	Equipment Description	Equip Code	Equipment Class Desc	Fuel Type Desc	LBT Adjusted ULB	Score	Condition RUL%	Condition Description	Equipment Location Desc	Revenue Type	Equipment Status Desc	Department	Last Stat Date	Purchase order number	Date of purchase	Purchase Price
1832	Bus	1535577	5FYC8FB14HB051855	SR2040	1800S NEW FLYER SR2040	BC	Bus CNG	CNG	12	5	33%	Approaching end of service life	LBT2	Fixed Route	ACTIVE	OPERATIONS	2/27/2026	L81737	5/25/2018	$562,487
1833	Bus	1535578	5FYC8FB16HB051856	SR2040	1800S NEW FLYER SR2040	BC	Bus CNG	CNG	12	5	33%	Approaching end of service life	LBT2	Fixed Route	ACTIVE	OPERATIONS	2/28/2026	L81737	6/1/2018	$562,487
1834	Bus	1535637	5FYC8FB18HB051857	SR2040	1800S NEW FLYER SR2040	BC	Bus CNG	CNG	12	5	33%	Approaching end of service life	LBT2	Fixed Route	ACTIVE	OPERATIONS	2/28/2026	L81737	6/14/2018	$562,297
1835	Bus	1535704	5FYC8FB1XHB051858	SR2040	1800S NEW FLYER SR2040	BC	Bus CNG	CNG	12	5	33%	Approaching end of service life	LBT2	Fixed Route	OFF SITE	OPERATIONS	2/24/2026	L81737	6/2/2018	$562,487
1836	Bus	7025486	5FYC8FB11HB051859	SR2040	1800S NEW FLYER SR2040	BC	Bus CNG	CNG	12	5	33%	Approaching end of service life	LBT2	Fixed Route	ACTIVE	OPERATIONS	2/23/2026	L81737	6/21/2018	$562,297
1837	Bus	1535581	5FYC8FB18HB051860	SR2040	1800S NEW FLYER SR2040	BC	Bus CNG	CNG	12	5	33%	Approaching end of service life	LBT2	Fixed Route	ACTIVE	OPERATIONS	2/26/2026	L73396	5/18/2018	$562,487
1838	Bus	1535705	5FYC8FB1XHB051861	SR2040	1800S NEW FLYER SR2040	BC	Bus CNG	CNG	12	5	33%	Approaching end of service life	LBT2	Fixed Route	ACTIVE	OPERATIONS	2/27/2026	L73396	5/10/2018	$562,487
1839	Bus	1535706	5FYC8FB11HB051862	SR2040	1800S NEW FLYER SR2040	BC	Bus CNG	CNG	12	5	33%	Approaching end of service life	LBT2	Fixed Route	ACTIVE	OPERATIONS	2/28/2026	L81737	6/1/2018	$562,487
1840	Bus	1535638	5FYC8FB13HB051863	SR2040	1800S NEW FLYER SR2040	BC	Bus CNG	CNG	12	5	33%	Approaching end of service life	LBT2	Fixed Route	ACTIVE	OPERATIONS	2/28/2026	L81737	6/7/2018	$567,297
16011	Bus	1481769	4B9KSLA64M2038001	K9M	16011 BYD K9M 40' 34 SEAT BEB	BE	Bus Electric	BATTERY	12	6	50%	Mid-life, monitor condition	LBT1	Fixed Route	ACTIVE	OPERATIONS	2/28/2026	L91178	8/31/2020	$938,906
16012	Bus	1481784	4B9KSLA66M2038002	K9M	16012 BYD K9M 40' 34 SEAT BEB	BE	Bus Electric	BATTERY	12	6	50%	Mid-life, monitor condition	LBT1	Fixed Route	ACTIVE	OPERATIONS	2/28/2026	L91178	8/31/2020	$938,906
16013	Bus	1481785	4B9KSLA68M2038003	K9M	16013 BYD K9M 40' 34 SEAT BEB	BE	Bus Electric	BATTERY	12	6	50%	Mid-life, monitor condition	LBT1	Fixed Route	ACTIVE	OPERATIONS	2/28/2026	L91178	8/31/2020	$938,906
16014	Bus	1481786	4B9KSLA6XM2038004	K9M	16014 BYD K9M 40' 34 SEAT BEB	BE	Bus Electric	BATTERY	12	6	50%	Mid-life, monitor condition	LBT1	Fixed Route	ACTIVE	OPERATIONS	2/27/2026	L91178	8/31/2020	$938,906
16015	Bus	1481790	4B9KSLA61M2038005	K9M	16015 BYD K9M 40' 34 SEAT BEB	BE	Bus Electric	BATTERY	12	6	50%	Mid-life, monitor condition	LBT1	Fixed Route	ACTIVE	OPERATIONS	2/28/2026	L91178	8/31/2020	$938,906
16016	Bus	1481791	4B9KSLA63M2038006	K9M	16016 BYD K9M 40' 34 SEAT BEB	BE	Bus Electric	BATTERY	12	6	50%	Mid-life, monitor condition	LBT1	Fixed Route	ACTIVE	OPERATIONS	2/28/2026	L91178	8/31/2020	$938,906
16017	Bus	1481792	4B9KSLA65M2038007	K9M	16017 BYD K9M 40' 34 SEAT BEB	BE	Bus Electric	BATTERY	12	6	50%	Mid-life, monitor condition	LBT1	Fixed Route	ACTIVE	OPERATIONS	2/17/2026	L91178	8/31/2020	$938,906
16018	Bus	1481793	4B9KSLA67M2038008	K9M	16018 BYD K9M 40' 34 SEAT BEB	BE	Bus Electric	BATTERY	12	6	50%	Mid-life, monitor condition	LBT1	Fixed Route	ACTIVE	OPERATIONS	2/28/2026	L91178	8/31/2020	$938,906
16019	Bus	1481794	4B9KSLA69M2038009	K9M	16019 BYD K9M 40' 34 SEAT BEB	BE	Bus Electric	BATTERY	12	6	50%	Mid-life, monitor condition	LBT1	Fixed Route	ACTIVE	OPERATIONS	2/28/2026	L91178	8/31/2020	$938,906
16020	Bus	1481795	4B9KSLA65M2038010	K9M	16020 BYD K9M 40' 34 SEAT BEB	BE	Bus Electric	BATTERY	12	6	50%	Mid-life, monitor condition	LBT1	Fixed Route	ACTIVE	OPERATIONS	2/28/2026	L91178	8/31/2020	$938,906
16021	Bus	1481796	4B9KSLA67M2038011	K9M	16021 BYD K9M 40' 34 SEAT BEB	BE	Bus Electric	BATTERY	12	6	50%	Mid-life, monitor condition	LBT1	Fixed Route	ACTIVE	OPERATIONS	11/27/2025	L91178	8/31/2020	$938,906

LONG BEACH TRANSIT

BUREAU VERITAS

Revenue Vehicle Inventory

Plant Number	Classification	License	VIN	Model	Equipment Description	Equip Code	Equipment Class Desc	Fuel Type Desc	LBT Adjusted ULB	Score	Condition RUL%	Condition Description	Equipment Location Desc	Revenue Type	Equipment Status Desc	Department	Last Stat Date	Purchase order number	Date of purchase	Purchase Price
16022	Bus	1481797	4B9KSLA69M2038012	K9M	16022 BYD K9M 40' 34 SEAT BEB	BE	Bus Electric	BATTERY	12	6	50%	Mid-life, monitor condition	LBT1	Fixed Route	ACTIVE	OPERATIONS	2/28/2026	L91178	8/31/2020	$938,906
16023	Bus	1481798	4B9KSLA60M2038013	K9M	16023 BYD K9M 40' 34 SEAT BEB	BE	Bus Electric	BATTERY	12	6	50%	Mid-life, monitor condition	LBT1	Fixed Route	ACTIVE	OPERATIONS	2/28/2026	L91178	8/31/2020	$938,906
16024	Bus	1481799	4B9KSLA62M2038014	K9M	16024 BYD K9M 40' 34 SEAT BEB	BE	Bus Electric	BATTERY	12	6	50%	Mid-life, monitor condition	LBT1	Fixed Route	ACTIVE	OPERATIONS	2/28/2026	L91178	8/31/2020	$938,906
16025	Bus	1605935	5FYB8KJ18NB104011	SR2640	16025 SR2640 NEW FLYER 35' BEB (32) SEAT	BE	Bus Electric	BATTERY	12	8	67%	Good remaining life	LBT1	Fixed Route	OFF SITE	OPERATIONS	2/3/2026	L93776	10/21/2022	$962,450
16026	Bus	1652000	5FYB8KJ1XNB104012	SR2640	16026 SR2640 NEW FLYER 35' BEB (32) SEAT	BE	Bus Electric	BATTERY	12	9	75%	Very good condition	LBT1	Fixed Route	ACTIVE	OPERATIONS	2/28/2026	L93776	3/1/2023	$962,450
16027	Bus	1652062	5FYB8KJ11NB104013	SR2640	16027 SR2640 NEW FLYER 35' BEB (32) SEAT	BE	Bus Electric	BATTERY	12	9	75%	Very good condition	LBT1	Fixed Route	OFF SITE	OPERATIONS	7/23/2025	L93776	2/15/2023	$0
16028	Bus	1652779	5FYB8KJ13NB104014	SR2640	16028 SR2640 NEW FLYER 35' BEB (32) SEAT	BE	Bus Electric	BATTERY	12	9	75%	Very good condition	LBT1	Fixed Route	ACTIVE	OPERATIONS	2/28/2026	L93776	2/15/2023	$962,450
16029	Bus	1652787	5FYB8KJ15NB104015	SR2640	16029 SR2640 NEW FLYER 35' BEB (32) SEAT	BE	Bus Electric	BATTERY	12	9	75%	Very good condition	LBT1	Fixed Route	ACTIVE	OPERATIONS	2/28/2026	L93776	2/15/2023	$962,450
16030	Bus	1631291	5FYB8KJ17NB104016	SR2640	16030 SR2640 NEW FLYER 35' BEB (32) SEAT	BE	Bus Electric	BATTERY	12	9	75%	Very good condition	LBT1	Fixed Route	ACTIVE	OPERATIONS	2/28/2026	L93776	2/15/2023	$962,450
16031	Bus	1631292	5FYB8KJ19NB104017	SR2640	16031 SR2640 NEW FLYER 35' BEB (32) SEAT	BE	Bus Electric	BATTERY	12	9	75%	Very good condition	LBT1	Fixed Route	ACTIVE	OPERATIONS	2/28/2026	L93776	3/1/2023	$0
16032	Bus	1652063	5FYB8KJ10NB104018	SR2640	16032 SR2640 NEW FLYER 35' BEB (32) SEAT	BE	Bus Electric	BATTERY	12	9	75%	Very good condition	LBT1	Fixed Route	ACTIVE	OPERATIONS	2/28/2026	L93776	2/15/2023	$0
16033	Bus	1652794	5FYB8KJ12NB104019	SR2640	16033 SR2640 NEW FLYER 35' BEB (32) SEAT	BE	Bus Electric	BATTERY	12	9	75%	Very good condition	LBT1	Fixed Route	ACTIVE	OPERATIONS	2/27/2026	L93776	4/15/2023	$0
16034	Bus	1652786	5FYB8KJ19NB104020	SR2640	16034 SR2640 NEW FLYER 35' BEB (32) SEAT	BE	Bus Electric	BATTERY	12	9	75%	Very good condition	LBT1	Fixed Route	ACTIVE	OPERATIONS	12/11/2025	L93776	3/1/2023	$0
16035	Bus	1652802	5FYB8KJ10NB104021	SR2640	16035 SR2640 NEW FLYER 35' BEB (32) SEAT	BE	Bus Electric	BATTERY	12	9	75%	Very good condition	LBT1	Fixed Route	ACTIVE	OPERATIONS	2/28/2026	L93776	7/27/2023	$0
16036	Bus	1652801	5FYB8KJ12NB104022	SR2640	16036 SR2640 NEW FLYER 35' BEB (32) SEAT	BE	Bus Electric	BATTERY	12	9	75%	Very good condition	LBT1	Fixed Route	ACTIVE	OPERATIONS	2/28/2026	L93776	8/19/2023	$0
16037	Bus	1631293	5FYB8KJ14NB104023	SR2640	16037 SR2640 NEW FLYER 35' BEB (32) SEAT	BE	Bus Electric	BATTERY	12	9	75%	Very good condition	LBT1	Fixed Route	ACTIVE	OPERATIONS	2/28/2026	L93776	4/18/2023	$0
16038	Bus	1652800	5FYB8KJ16NB104024	SR2640	16038 SR2640 NEW FLYER 35' BEB (32) SEAT	BE	Bus Electric	BATTERY	12	9	75%	Very good condition	LBT1	Fixed Route	ACTIVE	OPERATIONS	2/28/2026	L93776	8/11/2023	$0
16039	Bus	1652799	5FYB8KJ18NB104025	SR2640	16039 SR2640 NEW FLYER 35' BEB (32) SEAT	BE	Bus Electric	BATTERY	12	9	75%	Very good condition	LBT1	Fixed Route	ACTIVE	OPERATIONS	2/28/2026	L93776	7/22/2023	$0
16040	Bus	1652798	5FYB8KJ1XNB104026	SR2640	16040 SR2640 NEW FLYER 35' BEB (32) SEAT	BE	Bus Electric	BATTERY	12	9	75%	Very good condition	LBT1	Fixed Route	ACTIVE	OPERATIONS	2/28/2026	L93776	7/22/2023	$0
16041	Bus	1652797	5FYB8KJ11NB104027	SR2640	16041 SR2640 NEW FLYER 35' BEB (32) SEAT	BE	Bus Electric	BATTERY	12	9	75%	Very good condition	LBT1	Fixed Route	ACTIVE	OPERATIONS	2/28/2026	L93776	8/10/2023	$0

LONG BEACH TRANSIT

BUREAU VERITAS

Revenue Vehicle Inventory

Plant Number	Classification	License	VIN	Model	Equipment Description	Equip Code	Equipment Class Desc	Fuel Type Desc	LBT Adjusted ULB	Score	Condition RUL%	Condition Description	Equipment Location Desc	Revenue Type	Equipment Status Desc	Department	Last Stat Date	Purchase order number	Date of purchase	Purchase Price
16042	Bus	1652796	5FYB8KJ13NB104028	SR2640	16042 SR2640 NEW FLYER 35' BEB (32) SEAT	BE	Bus Electric	BATTERY	12	9	75%	Very good condition	LBT1	Fixed Route	ACTIVE	OPERATIONS	2/28/2026	L93776	8/1/2023	$0
16043	Bus	1652795	5FYB8KJ15NB104029	SR2640	16043 SR2640 NEW FLYER 35' BEB (32) SEAT	BE	Bus Electric	BATTERY	12	9	75%	Very good condition	LBT1	Fixed Route	ACTIVE	OPERATIONS	2/28/2026	L93776	7/27/2023	$0
16044	Bus	1664187	5FYB8KJ11NB104030	SR2640	16044 SR2640 NEW FLYER 35' BEB (32) SEAT	BE	Bus Electric	BATTERY	12	9	75%	Very good condition	LBT1	Fixed Route	ACTIVE	OPERATIONS	2/27/2026	L93776	8/19/2023	$0
16046	Over-the-Road Coach	1710871	LC0KTHA83R0000001	C10M-45	16046 BYD 45' Commuter BEB C10M 53 seats	BE	Bus Electric	ELECTRIC	12	10	83%	New or recently installed	LBT1	Fixed Route	ACTIVE	OPERATIONS	2/27/2026	L96774	8/7/2024	$1,133,000
16047	Over-the-Road Coach	1710869	LC0KTHA85R0000002	C10-M45	16047 BYD 45' Commuter BEB C10M 53 seats	BE	Bus Electric	ELECTRIC	12	10	83%	New or recently installed	LBT1	Fixed Route	ACTIVE	OPERATIONS	2/27/2026	L96774	8/7/2024	$1,133,000
16048	Over-the-Road Coach	1710868	LC0KTHA87R0000003	C10-M45	16048 BYD 45' Commuter BEB C10M 53 seats	BE	Bus Electric	ELECTRIC	12	10	83%	New or recently installed	LBT1	Fixed Route	ACTIVE	OPERATIONS	2/28/2026	L96774	8/7/2024	$1,133,000
16049	Over-the-Road Coach	1646134	LC0KTHA89R0000004	C10-M45	16049 BYD 45' Commuter BEB C10M 53 seats	BE	Bus Electric	ELECTRIC	12	10	83%	New or recently installed	LBT1	Fixed Route	ACTIVE	OPERATIONS	2/26/2026	L96774	8/7/2024	$1,133,000
16050	Over-the-Road Coach	1710870	LC0KTHA80R0000005	C10M-45	16050 BYD 45' Commuter BEB C10M 53 seats	BE	Bus Electric	ELECTRIC	12	10	83%	New or recently installed	LBT1	Fixed Route	ACTIVE	OPERATIONS	2/28/2026	L96774	8/7/2024	$1,133,000
16051	Bus	1726235	5FYB8FJ15SB111940	SR3019	16051 NEW FLYER 40' 39 Seat BEB	BE	Bus Electric	ELECTRIC	12	10	92%	New or recently installed	LBT1	Fixed Route	ACTIVE	OPERATIONS	2/28/2026		11/26/2025	$0
16052	Bus	1740703	5FYB8FJ17SB111941	SR3019	16052 NEW FLYER 40' BEB	BE	Bus Electric	ELECTRIC	12	10	92%	New or recently installed	LBT1	Fixed Route	ACTIVE	OPERATIONS	2/25/2026		12/5/2025	$0
16053	Bus	1740699	5FYB8FJ19SB111942	SR3019	16053 NEW FLYER 40' BEB	BE	Bus Electric	ELECTRIC	12	10	92%	New or recently installed	LBT1	Fixed Route	ACTIVE	OPERATIONS	2/28/2026		12/3/2025	$0
16054	Bus	1740700	5FYB8FJ10SB111943	SR3019	16054 NEW FLYER 40' BEB	BE	Bus Electric	ELECTRIC	12	10	92%	New or recently installed	LBT1	Fixed Route	ACTIVE	OPERATIONS	2/20/2026		12/3/2025	$0
16055	Bus	1740701	5FYB8FJ12SB111944	SR3019	16055 NEW FLYER 40' BEB	BE	Bus Electric	ELECTRIC	12	10	92%	New or recently installed	LBT1	Fixed Route	ACTIVE	OPERATIONS	2/28/2026		10/30/2025	$0
16058	Bus	1740785	5FYB8FJ18SB111947	SR3019	16058 NEW FLYER 40' BEB	BE	Bus Electric	ELECTRIC	12	10	92%	New or recently installed	LBT1	Fixed Route	ACTIVE	OPERATIONS	2/28/2026		11/19/2025	$0
16060	Bus	1740769	5FYB8FJ11SB111949	SR3019	16060 NEW FLYER 40' BEB	BE	Bus Electric	ELECTRIC	12	10	92%	New or recently installed	LBT1	Fixed Route	ACTIVE	OPERATIONS	2/28/2026		11/19/2025	$0
16061	Bus	1740789	5FYB8FJ18SB111950	SR3019	16061 NEW FLYER 40' BEB	BE	Bus Electric	ELECTRIC	12	10	92%	New or recently installed	LBT1	Fixed Route	ACTIVE	OPERATIONS	2/28/2026		11/19/2025	$0
16062	Bus	1740784	5FYB8FJ1XSB111951	SR3019	16062 NEW FLYER 40' BEB	BE	Bus Electric	ELECTRIC	12	10	92%	New or recently installed	LBT1	Fixed Route	ACTIVE	OPERATIONS	2/28/2026		11/19/2025	$0
16063	Bus	1740782	5FYB8FJ11SB111952	SR3019	16063 NEW FLYER 40' BEB	BE	Bus Electric	ELECTRIC	12	10	92%	New or recently installed	LBT1	Fixed Route	ACTIVE	OPERATIONS	2/28/2026		11/19/2025	$0
16065	Bus	1740788	5FYB8FJ15SB111954	SR3019	16065 NEW FLYER 40' BEB	BE	Bus Electric	ELECTRIC	12	10	92%	New or recently installed	LBT1	Fixed Route	ACTIVE	OPERATIONS	2/25/2026		11/19/2025	$0
16066	Bus	1740798	5FYB8FJ17SB111955	SR3019	16066 NEW FLYER 40' BEB	BE	Bus Electric	ELECTRIC	12	10	92%	New or recently installed	LBT1	Fixed Route	ACTIVE	OPERATIONS	2/28/2026		12/10/2025	$0

LONG BEACH TRANSIT

BUREAU VERITAS

Revenue Vehicle Inventory

Plant Number	Classification	License	VIN	Model	Equipment Description	Equip Code	Equipment Class Desc	Fuel Type Desc	LBT Adjusted ULB	Score	Condition RUL%	Condition Description	Equipment Location Desc	Revenue Type	Equipment Status Desc	Department	Last Stat Date	Purchase order number	Date of purchase	Purchase Price
16067	Bus	1740797	5FYB8FJ19SB111956	SR3019	16067 NEW FLYER 40' BEB	BE	Bus Electric	ELECTRIC	12	10	92%	New or recently installed	LBT1	Fixed Route	ACTIVE	OPERATIONS	2/28/2026		12/10/2025	$0
16068	Bus	1740796	5FYB8FJ10SB111957	SR3019	16068 NEW FLYER 40' BEB	BE	Bus Electric	ELECTRIC	12	10	92%	New or recently installed	LBT1	Fixed Route	ACTIVE	OPERATIONS	2/28/2026		12/23/2025	$0
16071	Bus	1740780	5FYB8FJ10SB111960	SR3019	16071 NEW FLYER 40' BEB	BE	Bus Electric	ELECTRIC	12	10	92%	New or recently installed	LBT1	Fixed Route	ACTIVE	OPERATIONS	2/28/2026		12/29/2025	$0
16072	Bus	1740781	5FYB8FJ12SB111961	SR3019	16072 NEW FLYER 40' BEB	BE	Bus Electric	ELECTRIC	12	10	92%	New or recently installed	LBT1	Fixed Route	ACTIVE	OPERATIONS	2/28/2026		12/9/2025	$0
16073	Bus	1740783	5FYB8FJ14SB111962	SR3019	16073 NEW FLYER 40' BEB	BE	Bus Electric	ELECTRIC	12	10	92%	New or recently installed	LBT1	Fixed Route	ACTIVE	OPERATIONS	2/28/2026		12/13/2025	$0
16056	Bus	1740702	5FYB8FJ14SB111945	SR3019	16056 NEW FLYER 40' BEB	BE	Bus Electric	ELECTRIC	12	10	100%	New or recently installed	LBT1	Fixed Route	ACTIVE	OPERATIONS	2/5/2026		1/23/2026	$0
16057	Bus	1740787	5FYB8FJ16SB111946	SR3019	16057 NEW FLYER 40' BEB	BE	Bus Electric	ELECTRIC	12	10	100%	New or recently installed	LBT1	Fixed Route	INACTIVE	OPERATIONS	2/19/2026			$0
16059	Bus	1740846	5FYB8FJ1XSB111948	SR3019	16059 NEW FLYER 40' BEB	BE	Bus Electric	ELECTRIC	12	10	100%	New or recently installed	LBT1	Fixed Route	ACTIVE	OPERATIONS	2/19/2026		1/15/2026	$0
16064	Bus	1740847	5FYB8FJ13SB111953	SR3019	16064 NEW FLYER 40' BEB	BE	Bus Electric	ELECTRIC	12	10	100%	New or recently installed	LBT1	Fixed Route	ACTIVE	OPERATIONS	2/26/2026		1/2/2026	$0
16069	Bus	1740845	5FYB8FJ12SB111958	SR3019	16069 NEW FLYER 40' BEB	BE	Bus Electric	ELECTRIC	12	10	100%	New or recently installed	LBT1	Fixed Route	INACTIVE	OPERATIONS	2/27/2026		2/7/2026	$0
16070	Bus	1740848	5FYB8FJ14SB111959	SR3019	16070 NEW FLYER 40' BEB	BE	Bus Electric	ELECTRIC	12	10	100%	New or recently installed	LBT1	Fixed Route	ACTIVE	OPERATIONS	2/28/2026		1/29/2026	$0
16074	Bus	1740786	5FYB8FJ16SB111963	SR3019	16074 NEW FLYER 40' BEB	BE	Bus Electric	ELECTRIC	12	10	100%	New or recently installed	LBT1	Fixed Route	ACTIVE	OPERATIONS	2/28/2026		1/14/2026	$0
16075	Bus	1740849	5FYB8FJ18SB111964	SR3019	16075 NEW FLYER 40' BEB	BE	Bus Electric	ELECTRIC	12	10	100%	New or recently installed	LBT1	Fixed Route	ACTIVE	OPERATIONS	2/28/2026		1/16/2026	$0
16076	Bus	1745490	5FYB8FJ1XSB111965	SR3019	16076 NEW FLYER 40' BEB	BE	Bus Electric	ELECTRIC	12	10	100%	New or recently installed	LBT1	Fixed Route	ACTIVE	OPERATIONS	2/27/2026		2/16/2026	$0
16077	Bus	TBD	5FYB8FJ11SB111966	SR3019	16077 NEW FLYER 40' BEB	BE	Bus Electric	ELECTRIC	12	10	100%	New or recently installed	LBT1	Fixed Route	INACTIVE	OPERATIONS	2/13/2026			$0
16078	Bus	1745491	5FYB8FJ13SB111967	SR3019	16078 NEW FLYER 40' BEB	BE	Bus Electric	ELECTRIC	12	10	100%	New or recently installed	LBT1	Fixed Route	INACTIVE	OPERATIONS	2/28/2026		2/19/2026	$0
16079	Bus	1740844	5FYB8FJ15SB111968	SR3019	16079 NEW FLYER 40' BEB	BE	Bus Electric	ELECTRIC	12	10	100%	New or recently installed	LBT1	Fixed Route	ACTIVE	OPERATIONS	2/28/2026		1/30/2026	$0
16080	Bus	1745489	5FYB8FJ17SB111969	SR3019	16080 NEW FLYER 40' BEB	BE	Bus Electric	ELECTRIC	12	10	100%	New or recently installed	LBT1	Fixed Route	INACTIVE	OPERATIONS	2/28/2026		2/24/2026	$0

Appendix B:
Non-Revenue Vehicle Inventory

LONG BEACH TRANSIT

BUREAU VERITAS

Non Revenue Vehicle Inventory

Plant Number	Classification	License	VIN	Model	Equipment Description	Equip Code	Equipment Class Desc	Fuel Type Desc	LBT Adjusted ULB	Score	Condition RUL%	Condition Description	Equipment Location Desc	Equipment Status Desc	Department	Last Stat Date	Purchase order number	Date of purchase	Purchase Price
67	Trucks and Other Rubber Tire Vehicle	EXEMPT	GLCO50DENUAE083	FORKLIFT	97 YALE FORKLIFT -- LPG	RS	Rolling Stock	LPG	4	1	-625%	Exceeded its useful life	LBT1	ACTIVE	MAINTENANCE	4/1/1997		4/1/1997	$ -
84	Trucks and Other Rubber Tire Vehicle	NL	131335	ELECTRIC CART	1999 T. DUNN ELEC. CART	RS	Rolling Stock	ELECTRIC	4	1	-625%	Exceeded its useful life	LBT2	ACTIVE	MAINTENANCE	11/4/1997		11/4/1997	$ -
95	Trucks and Other Rubber Tire Vehicle	NL	10562	TUG	HARLAN TUG AND PULL	RS	Rolling Stock	DIESEL FUEL	4	1	-525%	Exceeded its useful life	LBT2	ACTIVE	MAINTENANCE	11/12/2003	214115	9/4/2001	$ 29,070.00
99	Trucks and Other Rubber Tire Vehicle	NL	TMG248-0353-7488FB	FORKLIFT	1999 CLARK ELEC. FORKLIFT	RS	Rolling Stock	ELECTRIC	4	1	-575%	Exceeded its useful life	LBT1	ACTIVE	MAINTENANCE			2/12/1999	$ -
220	Trucks and Other Rubber Tire Vehicle	NL	147331	ELECTRIC CART	2001 T. DUNN ELEC. CART	RS	Rolling Stock	ELECTRIC	4	1	-625%	Exceeded its useful life	LBT1	ACTIVE	MAINTENANCE		213352	11/4/1997	$ -
231	Trucks and Other Rubber Tire Vehicle	NL	6600-26235	SWEEPER	2007 TENANT SWEEPER	RS	Rolling Stock	UNLEADED	4	1	-400%	Exceeded its useful life	LBT2	ACTIVE	FACILITIES		L22977	11/20/2006	$ 26,988.00
235	Automobile	1263762	4T1BB46K17U009596	CAMRY HYBRID	2007 TOYOTA CAMRY HYBRID	SV	Service Vehicle	UNLEADED	3	1	-533%	Exceeded its useful life	LBT2	ACTIVE	TSD STAFF	2/24/2026	L25688	5/17/2007	$ 26,721.00
236	Trucks and Other Rubber Tire Vehicle	1264669	3FRNF75A58V670387	SERVICE BED F750	0236 2007YR FORD TRUCK F-750	SV	Service Vehicle	DIESEL FUEL	4	1	-375%	Exceeded its useful life	LBT1	ACTIVE	SZ Construction	2/18/2026	L26424	8/14/2007	$ 93,873.00
237	Trucks and Other Rubber Tire Vehicle	1317431	1FTNE14L19DA15260	E150 CARGO VAN	0237 2009 Ford E150 Cargo Van	SV	Service Vehicle	UNLEADED	4	1	-350%	Exceeded its useful life	LBT1	ACTIVE	Marketing	2/21/2026	L31970	10/8/2008	$ 16,705.00
239	Automobile	1323228	JTDKB20U197834087	PRIUS HYBRID	2009 TOYOTA PRIUS HYBRID	SV	Service Vehicle	UNLEADED	3	1	-500%	Exceeded its useful life	LBT2	ACTIVE	RISK MANAGEMENT	1/16/2026	L31604	10/15/2008	$ 20,550.00
243	Trucks and Other Rubber Tire Vehicle	1317699	1FTPF12V99KA89175	F150	2009 FORD F150 REG CAB PICK-UP	SV	Service Vehicle	UNLEADED	4	1	-350%	Exceeded its useful life	LBT2	ACTIVE	MAINTENANCE	2/18/2026	L32983	11/20/2008	$ 15,594.00
250	Automobile	1295596	JTDKB20U693490425	PRIUS HYBRID	2009 TOYOTA PRIUS HYBRID	SV	Service Vehicle	UNLEADED	3	1	-467%	Exceeded its useful life	LBT2	ACTIVE	OPERATIONS RELIEF	2/24/2026	L36408	4/14/2009	$ 21,761.00
252	Trucks and Other Rubber Tire Vehicle	NL	179925	ELECTRIC CART	TAYOR DUNN ELECTRIC CART	RS	Rolling Stock	ELECTRIC	4	1	-325%	Exceeded its useful life	LBT2	ACTIVE	FACILITIES			5/5/2009	$ -
253	Trucks and Other Rubber Tire Vehicle	NL	UNKNOWN	TUG	2009 EAGLE TUG/PULL	RS	Rolling Stock	UNLEADED	4	1	-325%	Exceeded its useful life	LBT1	ACTIVE	MAINTENANCE		L36143	2/27/2009	$ 68,266.00
257	Automobile	1340498	JTDKN3DU2A1111556	PRIUS HYBRID	2010 TOYOTA PRIUS HYBRID	SV	Service Vehicle	UNLEADED	3	1	-467%	Exceeded its useful life	LBT2	ACTIVE	OPERATIONS RELIEF	2/26/2026	L38515	12/1/2009	$ 21,180.00
259	Automobile	1369934	JTDKN3DU3B1367450	PRIUS HYBRID	2011 TOYOTA PRIUS HYBRID	SV	Service Vehicle	UNLEADED	3	1	-400%	Exceeded its useful life	LBT2	ACTIVE	OPERATIONS RELIEF	2/26/2026	L46783	5/10/2011	$ 21,180.00
260	Trucks and Other Rubber Tire Vehicle	E1157086			0260 TRAILER WITH TANK	RS	Rolling Stock	NONE	4	1	-275%	Exceeded its useful life	LBT2	ACTIVE	SZ / FACILITIES			11/8/2011	$ -
262	Trucks and Other Rubber Tire Vehicle	NL		SJ111	2011 SKYJACK MODEL SJ111 3015	RS	Rolling Stock	ELECTRIC	4	1	-250%	Exceeded its useful life	LBT1	ACTIVE	MAINTENANCE			4/18/2012	$ -
263	Trucks and Other Rubber Tire Vehicle	NL		SJ111	2011 SKYJACK MODEL SJ111 3015	RS	Rolling Stock	ELECTRIC	4	1	-250%	Exceeded its useful life	LBT1	ACTIVE	MAINTENANCE			4/18/2012	$ -
268	Trucks and Other Rubber Tire Vehicle	NL		SJ111	2012 SKYJACK MODEL SJ111 3215	RS	Rolling Stock	ELECTRIC	4	1	-225%	Exceeded its useful life	LBT1	ACTIVE	MAINTENANCE			2/18/2013	$ -
269	Trucks and Other Rubber Tire Vehicle	NL		SJ111 3215	2012 SKYJACK MODEL SJ111 3215	RS	Rolling Stock	ELECTRIC	4	1	-225%	Exceeded its useful life	LBT2	ACTIVE	MAINTENANCE			2/18/2013	$ -
270	Trucks and Other Rubber Tire Vehicle	NL		SJ111 3215	2012 SKYJACK MODEL SJ111 3215	RS	Rolling Stock	ELECTRIC	4	1	-225%	Exceeded its useful life	LBT2	ACTIVE	MAINTENANCE			2/18/2013	$ -

LONG BEACH TRANSIT

BUREAU VERITAS

Non Revenue Vehicle Inventory

Plant Number	Classification	License	VIN	Model	Equipment Description	Equip Code	Equipment Class Desc	Fuel Type Desc	LBT Adjusted ULB	Score	Condition RUL%	Condition Description	Equipment Location Desc	Equipment Status Desc	Department	Last Stat Date	Purchase order number	Date of purchase	Purchase Price
271	Trucks and Other Rubber Tire Vehicle	NL	S30-3871	SWEEPER	2013 TENANT RIDER SWEEPER	RS	Rolling Stock	UNLEADED	4	1	-225%	Exceeded its useful life	LBT2	ACTIVE	FACILITIES			2/18/2013	$ -
272	Trucks and Other Rubber Tire Vehicle	NL	5700-10612047	FLOOR SCRUBBER	2013 TENNANT FLOOR SCRUBBER MODEL 5700	RS	Rolling Stock	ELECTRIC	4	1	-225%	Exceeded its useful life	LBT2	ACTIVE	FACILITIES		L59174	3/20/2013	$ 11,812.00
273	Trucks and Other Rubber Tire Vehicle	1422347	1FT7W2A6XDEB20067	F-250	0273 FORD F-250 CREW CAB 2013	SV	Service Vehicle	UNLEADED	4	1	-225%	Exceeded its useful life	LBT1	ACTIVE	SZ Stop Cleaning	2/27/2026		5/7/2013	$ -
275	Trucks and Other Rubber Tire Vehicle	1416064	1GCWGFCA0D1166757	CARGO VAN	0275 2013 CHEVY CARGO VAN	SV	Service Vehicle	UNLEADED	4	1	-225%	Exceeded its useful life	LBT1	ACTIVE	SZ Construction	12/23/2025	L58607	7/18/2013	$ 19,902.00
278	Trucks and Other Rubber Tire Vehicle	NL	5400-10012362	FLOOR SCRUBBER	2013 TENNANT FLOOR SCRUBBER MODEL 5880	RS	Rolling Stock	ELECTRIC	4	1	-225%	Exceeded its useful life	LBT2	ACTIVE	FACILITIES			8/26/2013	$ 11,812.00
279	Trucks and Other Rubber Tire Vehicle	1435515	3FRYF7FJODV765591	SERVICE BED F-750	0279 2013 YR FORD TRUCK F-750	SV	Service Vehicle	DIESEL FUEL	4	1	-225%	Exceeded its useful life	LBT1	ACTIVE	SZ Construction	1/9/2026		11/6/2013	$ 90,636.00
280	Automobile	1393458	JTDZN3EUXE3332300	PRIUS V HYBRID	2014 TOYOTA PRIUS V HYBRID	SV	Service Vehicle	UNLEADED	3	1	-300%	Exceeded its useful life	LBT2	ACTIVE	SYSTEM SECURITY	2/28/2026		2/19/2014	$ 22,550.00
283	Trucks and Other Rubber Tire Vehicle	1462461	1FT7X2A61GEA16407	PICK-UP F250 SUPER CAB 4X2	0283 FORD SUPER CAB PICK-UP F250 (2016)	SV	Service Vehicle	UNLEADED	4	1	-175%	Exceeded its useful life	LBT1	ACTIVE	STOPS AND ZONES	2/25/2026	L66877	7/15/2015	$ 22,514.00
292	Trucks and Other Rubber Tire Vehicle	1500782	1FDUF4GT8GED28766	F-450 WITH UTILITY BODY	2016 Ford F-450 Diesel with Utility Body	SV	Service Vehicle	DIESEL FUEL	4	1	-150%	Exceeded its useful life	LBT1	ACTIVE	Road Call Maintenance Truck	2/27/2026	L68925	8/31/2016	$ 23,098.00
293	Trucks and Other Rubber Tire Vehicle	1500783	1FDUF4GTXGED28767	F-450 WITH UTILITY BODY	2016 Ford F-450 Diesel with Utility Body	SV	Service Vehicle	DIESEL FUEL	4	1	-150%	Exceeded its useful life	LBT1	ACTIVE	Road Call Maintenance			8/31/2016	$ -
298	Trucks and Other Rubber Tire Vehicle	NL	5700-10882797	FLOOR SCRUBBER	2018 TENNANT FLOOR SCRUBBER MODEL 5700	RS	Rolling Stock	ELECTRIC	4	1	-100%	Exceeded its useful life	LBT1	ACTIVE	FACILITIES	2/27/2026	L73817	1/23/2018	$ 39,398.00
299	Trucks and Other Rubber Tire Vehicle	NA	5700-10882798	FLOOR SCRUBBER	2018 TENNANT FLOOR SCRUBBER MODEL 5700	RS	Rolling Stock	ELECTRIC	4	1	-225%	Exceeded its useful life	LBT1	ACTIVE	FACILITIES	2/21/2026	L73817	3/20/2013	$ 39,398.00
301	Trucks and Other Rubber Tire Vehicle	1465169	1GC2CUEG9JZ119904	SILVERADO 2500	0301 2018 Chevrolet 2500 Pick-up	SV	Service Vehicle	UNLEADED	4	1	-100%	Exceeded its useful life	LBT1	ACTIVE	SZ Stop Cleaning			1/29/2018	$ -
302	Trucks and Other Rubber Tire Vehicle	1465170	1GC2CUEGGJZ126969	SILVERADO 2500	0302 2018 Chevrolet 2500 Pick-up	SV	Service Vehicle	UNLEADED	4	1	-100%	Exceeded its useful life	LBT1	ACTIVE	SZ Stop Cleaning			1/29/2018	$ -
303	Trucks and Other Rubber Tire Vehicle	1465171	1GC2CUEG5JZ158408	SILVERADO 2500	0303 2018 Chevrolet 2500 Pick-up	SV	Service Vehicle	UNLEADED	4	1	-100%	Exceeded its useful life	LBT1	ACTIVE	SZ Stop Cleaning			1/29/2018	$ -
306	Automobile	1539155	1FADP3R46JL236484	ELECTRIC	0306 2018 Ford Focus Electric	SV	Service Vehicle	ELECTRIC	3	1	-167%	Exceeded its useful life	LBT1	ACTIVE	SERVICE CARS STAFF			3/27/2018	$ -
307	Automobile	8DWR798	1N4AZ1CP4JC305872	NISSAN LEAF ELECTRIC	0307 2018 Nissan Leaf Electric	SV	Service Vehicle	ELECTRIC	3	1	-167%	Exceeded its useful life	LBT1	ACTIVE	SERVICE CARS STAFF		L81660	5/1/2018	$ 12,846.00
309	Automobile	1551270	KMHC65LCXJU102037	IOWIQ HYBRID	0309 2018 Hyundai Ioniq Hybrid	SV	Service Vehicle	UNLEADED	3	1	-167%	Exceeded its useful life	LBT2	ACTIVE	SERVICE CARS OPERATION SUPV/STAFF		L81660	7/9/2018	$ 12,846.00
313	Trucks and Other Rubber Tire Vehicle	65964D2 TEMP.	1FBAX2XG3JKB41055	TRANSIT 350 HR PASSENGER VAN	2018 Ford Transit 350 HR Passenger Van	SV	Service Vehicle	UNLEADED	4	1	-100%	Exceeded its useful life	LBT2	ACTIVE	TRAINING	2/27/2026	L80434	11/13/2018	$ 30,792.00
315	Trucks and Other Rubber Tire Vehicle	TEMP. AJ08151	1FM5K7B8XKGA15946	EXPLORER 4WD	0315 2019 FORD Explorer 4WD SUV	SV	Service Vehicle	UNLEADED	4	1	-75%	Exceeded its useful life	LBT1	ACTIVE	TSD OPS SUPERVISOR	1/28/2026	L80434	7/17/2019	$ 30,792.00
316	Trucks and Other Rubber Tire Vehicle	1579753	1FDUF4GT8KDA24237	UTILITY	0316 (2019) F-450 POWER STROKE UTILITY	SV	Service Vehicle	UNLEADED	4	1	-75%	Exceeded its useful life	LBT1	ACTIVE	MAINTENANCE SERVICE TRUCK	2/28/2026	L80434	9/25/2019	$ 30,792.00
317	Trucks and Other Rubber Tire Vehicle	NL	351O185000442 / 13300107	5130 B ELECTRIC SWEEPER	2019 Proterra 5130 B ELECTRIC SWEEPER	RS	Rolling Stock	BATTERY	4	1	-75%	Exceeded its useful life	LBT1	ACTIVE	MAINTENANCE	4/8/2019	L82667	8/19/2019	$ 31,992.00

LONG BEACH TRANSIT

BUREAU VERITAS

Non Revenue Vehicle Inventory

Plant Number	Classification	License	VIN	Model	Equipment Description	Equip Code	Equipment Class Desc	Fuel Type Desc	LBT Adjusted ULB	Score	Condition RUL%	Condition Description	Equipment Location Desc	Equipment Status Desc	Department	Last Stat Date	Purchase order number	Date of purchase	Purchase Price
318	Trucks and Other Rubber Tire Vehicle	NL	O901180405	ECB16B	2019 BYD ELECTRIC FORKLIFT ECB16B	RS	Rolling Stock	BATTERY	4	1	-75%	Exceeded its useful life	LBT2	ACTIVE	MAINTENANCE	4/8/2019	L82978	8/19/2019	$ 33,090.00
319	Trucks and Other Rubber Tire Vehicle	NL	701190436	ECB25D	2019 BYD ELECTRIC FORKLIFT ECB25D	RS	Rolling Stock	BATTERY	4	1	-75%	Exceeded its useful life	LBT2	ACTIVE	MAINTENANCE	2/24/2026	L83951	10/8/2019	$ 32,102.00
320	Trucks and Other Rubber Tire Vehicle	1280161	1FT7W2A6XKEF65616	F-250	0320 FORD F-250 CREW CAB 2019	SV	Service Vehicle	UNLEADED	4	1	-75%	Exceeded its useful life	LBT1	ACTIVE	SZ Stop Cleaning			11/5/2019	$ -
321	Trucks and Other Rubber Tire Vehicle	1197373	1FT7W2A63KEF65618	F-250	0321 FORD F-250 CREW CAB 2019	SV	Service Vehicle	UNLEADED	4	1	-75%	Exceeded its useful life	LBT1	ACTIVE	SZ Stop Cleaning	2/26/2026	L85344	11/25/2019	$ 42,106.00
322	Automobile	BG14B25	JTDEAMDEGNJ051990	COROLLA HYBRID LE	0322 TOYOTA COROLLA HYBRID LE	SV	Service Vehicle	UNLEADED	3	1	-33%	Exceeded its useful life	LBT1	ACTIVE	OPERATOR RELIEF CAR	9/12/2025	L87562	4/5/2022	$ 35,346.00
323	Automobile	BV02420	JTDEAMDE6NJ054081	COROLLA HYBRID LE	0323 TOYOTA COROLLA HYBRID LE	SV	Service Vehicle	UNLEADED	3	1	-33%	Exceeded its useful life	LBT1	ACTIVE	OPERATOR RELIEF CAR	2/25/2026	L86455	4/19/2022	$ 44,522.00
326	Automobile	TEMP PLATE BW11N85	JTDEAMDE2N3012690	TOYOTA COROLLA HYBRID	0326 2022 TOYOTA COROLLA HYBRID	SV	Service Vehicle	UNLEADED	3	1	-33%	Exceeded its useful life	LBT2	ACTIVE	TSD-STAFF		L88057	8/9/2022	$ 38,729.00
327	Automobile	TEMP PLATE BW42Y86	JTDEAMDE2N3013693	TOYOTA COROLLA HYBRID	0327 2022 TOYOTA COROLLA HYBRID	SV	Service Vehicle	UNLEADED	3	1	-33%	Exceeded its useful life	LBT1	ACTIVE	SERVICE CAR OPERATIONS	2/25/2026	L87891	9/27/2022	$ 43,478.00
328	Automobile	1642018	JTDBCMFE0PJ001549	TOYOTA COROLLA HYBRID	0328 2022 TOYOTA COROLLA HYBRID	SV	Service Vehicle	UNLEADED	3	1	-33%	Exceeded its useful life	LBT1	ACTIVE	SERVICE CAR OPERATIONS	2/25/2026	L87892	12/2/2022	$ 43,478.00
282	Trucks and Other Rubber Tire Vehicle	1467570	NMOLS7E78F1192807	TRANSIT CONNECT	0282 2015 YR FORD TRANSIT CONNECT	SV	Service Vehicle	UNLEADED	4	1	-175%	Exceeded its useful life	LBT1	OFF SITE	Manitenance Support	2/18/2026		3/13/2015	$ -
287	Trucks and Other Rubber Tire Vehicle				2016 Snorkel	RS	Rolling Stock	ELECTRIC	4	1	-150%	Exceeded its useful life	LBT1			2/26/2026	P11302	2/4/2016	$ 37,453.00
294	Trucks and Other Rubber Tire Vehicle				0236 POWER WASHER EQUIP	RS	Rolling Stock	UNLEADED	4	1	-125%	Exceeded its useful life	LBT1			2/28/2026		8/7/2017	$ 27,477.00
295	Trucks and Other Rubber Tire Vehicle				0273 POWER WASHER EQUIP	RS	Rolling Stock	UNLEADED	4	1	-125%	Exceeded its useful life	LBT1			2/25/2026		9/6/2017	$ -
296	Trucks and Other Rubber Tire Vehicle				0274 POWER WASHER EQUIP	RS	Rolling Stock	UNLEADED	4	1	-125%	Exceeded its useful life	LBT1			2/27/2026	P14235	10/6/2017	$ 25,379.00
297	Trucks and Other Rubber Tire Vehicle				0297 Forklift LPG 25-- 5	RS	Rolling Stock	LPG	4	1	-125%	Exceeded its useful life	LBT1			2/26/2026	P14273	9/22/2017	$ 48,500.00
312	Trucks and Other Rubber Tire Vehicle				0236 Power Washer Hydro Tek	RS	Rolling Stock	UNLEADED	4	1	-100%	Exceeded its useful life	LBT1					5/30/2018	$ -
324	Trucks and Other Rubber Tire Vehicle	1636930	1FT7W2B63NEE91944	F-250	0324 FORD F-250 CREW CAB 2022	SV	Service Vehicle	UNLEADED	4	1	0%	Exceeded its useful life	LBT1	ACTIVE	SZ Stop Cleaning		L87588	7/25/2022	$ 46,942.00
325	Trucks and Other Rubber Tire Vehicle	1636931	1FT7W2B61NEE91943	F-250	0325 FORD F-250 CREW CAB 2022	SV	Service Vehicle	UNLEADED	4	1	0%	Exceeded its useful life	LBT1	ACTIVE	SZ Stop Cleaning		L88057	7/25/2022	$ 38,789.00
329	Trucks and Other Rubber Tire Vehicle	TEMP PLATE BX38B05	4T3RWRFV5NU080914	RAV 4	0329 2022 TOYOTA RAV 4	SV	Service Vehicle	UNLEADED	4	1	0%	Exceeded its useful life	LBT1	ACTIVE	SERVICE CARS OPERATION SUPV/STAFF	2/26/2026	CHECK	12/16/2022	$ 30,658.00
330	Trucks and Other Rubber Tire Vehicle	NA	T-600E-11053400	FLOOR SCRUBBER T600E	0330 2023 TENNANT FLOOR SCRUBBER	RS	Rolling Stock	ELECTRIC	4	1	0%	Exceeded its useful life	LBT1	ACTIVE	FACILITIES	2/20/2026	CHECK	11/29/2022	$ 30,667.00
331	Trucks and Other Rubber Tire Vehicle	NA	T-600E-11053401	FLOOR SCRUBBER T600E	0331 2023 TENNANT FLOOR SCRUBBER	RS	Rolling Stock	ELECTRIC	4	1	0%	Exceeded its useful life	LBT1	ACTIVE	FACILITIES	2/27/2026	L94390	11/29/2022	$ 40,753.00
332	Automobile	1642740	JTDEAMDE6NJ051990	TOYOTA RAV 4 HYBRID	0332 2023 TOYOTA RAV 4 HYBRID	SV	Service Vehicle	UNLEADED	3	1	0%	Exceeded its useful life	LBT2	ACTIVE	SERVICE CAR OPERATIONS	2/27/2026	L94390	3/21/2023	$ 40,753.00

LONG BEACH TRANSIT

BUREAU VERITAS

Non Revenue Vehicle Inventory

Plant Number	Classification	License	VIN	Model	Equipment Description	Equip Code	Equipment Class Desc	Fuel Type Desc	LBT Adjusted ULB	Score	Condition RUL%	Condition Description	Equipment Location Desc	Equipment Status Desc	Department	Last Stat Date	Purchase order number	Date of purchase	Purchase Price
336	Automobile	CT34L63	JTDBCMFE4RJ016817	TOYOTA COROLLA HYBRID	0336 2024 TOYOTA COROLLA HYBRID	SV	Service Vehicle	UNLEADED	3	1	0%	Exceeded its useful life	LBT2	ACTIVE	SERVICE CAR OPERATIONS	2/23/2026		9/21/2023	$ 32,918.00
337	Automobile	CZ45M74 TEMP	JTDBCMFE1R3030758	TOYOTA COROLLA HYBRID	0337 2024 TOYOTA COROLLA HYBRID	SV	Service Vehicle	UNLEADED	3	1	0%	Exceeded its useful life	LBT2	ACTIVE	SERVICE CAR OPERATIONS		L98498	12/2/2023	$ 16,147.00
338	Automobile	CZ96R25 TEMP	JTDBCMFE8R3035049	TOYOTA COROLLA HYBRID	0338 2024 TOYOTA COROLLA HYBRID	SV	Service Vehicle	UNLEADED	3	1	0%	Exceeded its useful life	LBT2	ACTIVE	SERVICE CAR OPERATIONS		L98498	12/3/2023	$ 16,147.00
339	Automobile	TEMP	JTDBCMFE9RJ024802	TOYOTA COROLLA HYBRID	0339 2024 TOYOTA COROLLA HYBRID	SV	Service Vehicle	UNLEADED	3	1	0%	Exceeded its useful life	LBT2	ACTIVE	SERVICE CAR OPERATIONS	2/26/2026	PO3542	12/3/2023	$ 41,198.00
101	Trucks and Other Rubber Tire Vehicle	NL	41BB00314	FORKLIFT	Hangcha Electric Forklift CPDS20	RS	Rolling Stock	ELECTRIC	4	4	25%	Near-term replacement required	LBT1	ACTIVE	MAINTENANCE			9/19/2023	$ -
333	Trucks and Other Rubber Tire Vehicle	1650265	2T3UWRFV8PW170202	RAV 4	0333 2023 TOYOTA RAV 4	SV	Service Vehicle	UNLEADED	4	4	25%	Near-term replacement required	LBT1	ACTIVE	SERVICE CARS OPERATION SUPV/STAFF	2/25/2026		6/27/2023	$ 24,050.00
334	Trucks and Other Rubber Tire Vehicle	TEMP PLATE BY71C27	2T3UWRFV0PW170808	RAV 4	0334 2023 TOYOTA RAV 4	SV	Service Vehicle	UNLEADED	4	4	25%	Near-term replacement required	LBT1	ACTIVE	SERVICE CARS OPERATION SUPV/STAFF	2/25/2026		6/27/2023	$ 31,019.00
335	Trucks and Other Rubber Tire Vehicle	TEMP PLATE	2T3UWRFV5PW176796	RAV 4	0335 2023 TOYOTA RAV 4	SV	Service Vehicle	UNLEADED	4	4	25%	Near-term replacement required	LBT2	ACTIVE	SERVICE CARS OPERATION SUPV/STAFF	2/25/2026		9/7/2023	$ 29,139.00
348	Trucks and Other Rubber Tire Vehicle	TEMP EA07M75	JTMMWRFV9SD291228	RAV 4	0348 2023 TOYOTA RAV 4	SV	Service Vehicle	UNLEADED	4	4	25%	Near-term replacement required	LBT1	ACTIVE	SERVICE CARS OPERATION SUPV/STAFF	2/28/2026		9/7/2023	$ 28,447.00
340	Automobile	TEMP	JTDBCMFE6R3040136	TOYOTA COROLLA HYBRID	0340 2024 TOYOTA COROLLA HYBRID	SV	Service Vehicle	UNLEADED	3	5	33%	Approaching end of service life	LBT2	ACTIVE	SERVICE CAR OPERATIONS	2/28/2026		2/6/2024	$ 41,264.00
341	Automobile	TEMP PLATE DB45W28	JTDBCMFE9R3042902	TOYOTA COROLLA HYBRID	0341 2024 TOYOTA COROLLA HYBRID	SV	Service Vehicle	UNLEADED	3	5	33%	Approaching end of service life	LBT2	ACTIVE	SERVICE CAR OPERATIONS	2/26/2026		2/26/2024	$ 41,264.00
344	Automobile	TEMP PLATE DL70G24	JTDBCMFE5SJ039416	TOYOTA COROLLA HYBRID	0344 2024 TOYOTA COROLLA HYBRID	SV	Service Vehicle	UNLEADED	3	5	33%	Approaching end of service life	LBT2	ACTIVE	SERVICE CAR OPERATIONS	2/26/2026		12/2/2024	$ 25,679.00
345	Automobile	TEMP PLATE DY12N97	JTDBCMFE5S3074901	TOYOTA COROLLA HYBRID	0345 2024 TOYOTA COROLLA HYBRID	SV	Service Vehicle	UNLEADED	3	5	33%	Approaching end of service life	LBT2	ACTIVE	SERVICE CAR OPERATIONS	2/24/2026		12/18/2024	$ 28,447.00
342	Trucks and Other Rubber Tire Vehicle	TEMP CW00G62	1FD8W3EN1PED90204	F-350	0342 FORD F-350 CREW CAB 2024	SV	Service Vehicle	UNLEADED	4	6	50%	Mid-life, monitor condition	LBT1	ACTIVE	SZ Stop Cleaning	2/24/2026		7/25/2024	$ 41,336.00
343	Trucks and Other Rubber Tire Vehicle	CW32S41	3FTTW8A36RRB27643	MAVERICK GAS HYBRID	0343 2024 FORD MAVERICK HYBRID	SV	Service Vehicle	UNLEADED	4	6	50%	Mid-life, monitor condition	LBT2	ACTIVE	SERVICE CAR OPERATIONS	2/28/2026		9/2/2024	$ 28,448.00
346	Trucks and Other Rubber Tire Vehicle	TEMP PLATE CX23R38	1FD8X3EN4REC43648	F-350	0346 FORD F-350 CREW CAB 2024	SV	Service Vehicle	UNLEADED	4	6	50%	Mid-life, monitor condition	LBT1	ACTIVE	SZ Stop Cleaning	2/28/2026		12/30/2024	$ 28,447.00
349	Automobile	TEMP EA56D03	JTDBCMFE5S3088569	TOYOTA COROLLA HYBRID	0349 2025 TOYOTA COROLLA HYBRID	SV	Service Vehicle	UNLEADED	3	8	67%	Good remaining life	LBT1	ACTIVE	SERVICE CAR OPERATIONS	2/27/2026		4/4/2025	$ -
350	Automobile	TEMP PLATE EB00B01	JTDBCMFE7S3091165	TOYOTA COROLLA HYBRID	0350 2025 TOYOTA COROLLA HYBRID	SV	Service Vehicle	UNLEADED	3	8	67%	Good remaining life	LBT1	ACTIVE	SERVICE CAR OPERATIONS	2/26/2026		4/30/2025	$ -
351	Automobile	EJ75D96	JTDBCMFE6T3120186	COROLLA	0351 2026 TOYOTA COROLLA HYBRID	SV	Service Vehicle	UNLEADED	3	8	67%	Good remaining life	LBT2	ACTIVE	SERVICE CAR OPERATIONS	2/28/2026		11/22/2025	$ -
347	Trucks and Other Rubber Tire Vehicle	TEMP PLATE CX53K57	1FTBF2AA6REF26174	PICKUP F-250	0347 2025 FORD PICK UP F-250	RS	Rolling Stock	UNLEADED	4	9	75%	Very good condition	LBT2	ACTIVE	PARTS ROOM	2/28/2026		2/11/2025	$ 24,684.00
352	Trucks and Other Rubber Tire Vehicle	1739406	1FTBF2AA7SED68224	S-DTY-F250	0352 FORD S-DTY-F250	SV	Service Vehicle	UNLEADED	4	9	75%	Very good condition	LBT1	ACTIVE	PARTS ROOM	2/12/2026		12/9/2025	$ -

Appendix C:
Fixed Asset Inventory

LONG BEACH TRANSIT

Fixed Asset Inventory

Building	Component	Attributes	Capacity	Manufacturer	Model	Serial	Dataplate_Yr	Quantity	Condition	Condition Rating	UF_Code	Asset_Tag	Location_Detail
LBT 1 / LBT1 - Administrative Office Building	Water Heater	4 Gal. Mini-Tank Electric Water Heater		Bosch	ES 4-1M WIR	7 738 004 997		1	Adequate	3	D2012		Throughout Building
LBT 1 / LBT1 - Administrative Office Building	Packaged Unit	RTU, Pad or Roof-Mounted	10 TON	Carrier	48TMD012-A-601	0706G11687	2006	1	Adequate	3	D3055	RTU-5	Roof
LBT 1 / LBT1 - Administrative Office Building	Packaged Unit	RTU, Pad or Roof-Mounted	5 TON	Carrier	48HJL006---641	0908G40362	2008	1	Adequate	3	D3055	AC- 7	Roof
LBT 1 / LBT1 - Administrative Office Building	Air Handler	Interior AHU, Easy/Moderate Access, 10001 to 15000 CFM	12000 CFM	Trane	TVDB31BE0DSALL00	K06966995		1	Adequate	3	D3055		Mechanical room 1
LBT 1 / LBT1 - Administrative Office Building	Make-Up Air Unit	MUA or MAU, 2000 to 6000 CFM	Illegible	Carrier	Illegible	Illegible	1987	1	Adequate	3	D3055		Roof
LBT 1 / LBT1 - Administrative Office Building	Packaged Unit	RTU, Pad or Roof-Mounted	10 TON	Carrier	50TC0D12A2AGADA0G0	1215G7341	2015	1	Adequate	3	D3055		Roof
LBT 1 / LBT1 - Administrative Office Building	Packaged Unit	RTU, Pad or Roof-Mounted	2 TON	Carrier	PHD324000K000C1	C110534997	2011	1	Adequate	3	D3055		Roof
LBT 1 / LBT1 - Administrative Office Building	Packaged Unit	RTU, Pad or Roof-Mounted	4 TON	Carrier	48HJL005---651	1407G10500	2007	1	Adequate	3	D3055	AC- 6	Roof
LBT 1 / LBT1 - Administrative Office Building	Air Handler	Exterior AHU, 10001 to 15000 CFM	12000 CFM	Carrier	40RUAA30T3A6-DA0A0	2615014282	2015	1	Adequate	3	D3055		Mechanical Room 2
LBT 1 / LBT1 - Administrative Office Building	Exhaust Fan	Roof or Wall-Mounted, 24" Damper, 2001 to 5000 CFM	4000 CFM	Loren Cook	195ACRUB	136SF 333876-00/0001601	2012	1	Adequate	3	D3063	EF-1	Roof
LBT 1 / LBT1 - Administrative Office Building	Uninterruptible Power Supply	UPS, 150 KVA	150 KVA	Eaton	WPN12132	J13L51085	2013	1	Adequate	3	D5012		Data processing - 1st floor
LBT 1 / LBT1 - Administrative Office Building	Switchboard	277/480 V, 1000 AMP	1000 AMP	Cutler-Hammer	MP2DB	5LF9844770-A	1998	1	Adequate	3	D5021		Electrical room
LBT 1 / LBT1 - Administrative Office Building	Distribution Panel	120/240 V, 400 AMP	400 AMP	Square D	Illegible	Illegible	2013	1	Adequate	3	D5023		Data processing - 1st floor
LBT 1 / LBT1 - Administrative Offices and Bus Maintenance	Charging Station	Electric Vehicle, Single Connection	25 KVA	Heliox	CCSSI UL	HE9820006-01-2207020030	2022	1	Good	4	E1011	Charger-43	Parking area
LBT 1 / LBT1 - Administrative Offices and Bus Maintenance	Charging Station	Electric Vehicle, Single Connection	25 KVA	Heliox	CCSSI UL	HE9820006-01-2207020023	2022	1	Good	4	E1011	Charger-35	Parking area
LBT 1 / LBT1 - Administrative Offices and Bus Maintenance	Passenger Elevator	Overhead Traction, 6-15 Floors, 2000 to 5000 LB	3500 LB	Standard	TMGL2-3550-HV-10mm-V45	21BV00247	2021	1	Adequate	3	D1011		Elevator
LBT 1 / LBT1 - Administrative Offices and Bus Maintenance	Elevator Controls	Automatic, 1 Car		MCE	M4000-AC-01	3322853	2013	1	Adequate	3	D1011		Elevator
LBT 1 / LBT1 - Administrative Offices and Bus Maintenance	Crane	2 Ton						1	Adequate	3	D1051		Shop
LBT 1 / LBT1 - Administrative Offices and Bus Maintenance	Crane	1 Ton						1	Adequate	3	D1051		Bus Maintence
LBT 1 / LBT1 - Administrative Offices and Bus Maintenance	Water Heater	Gas, Commercial (400 MBH), 100 to 199 GAL		American Standard	ULN100-270AS	C18-1440	2018	1	Adequate	3	D2012		Utility room
LBT 1 / LBT1 - Administrative Offices and Bus Maintenance	Boiler	Gas, HVAC	1532 MBH	Raypak	H9-1532A	0512244936	2005	1	Adequate	3	D3021		Boiler Room
LBT 1 / LBT1 - Administrative Offices and Bus Maintenance	Infrared Heater	Gas-Fired Tubular, 20 LF, 80 MBH	Inaccessible	Inaccessible	Inaccessible	Inaccessible		12	Adequate	3	D3027		Throughout Building
LBT 1 / LBT1 - Administrative Offices and Bus Maintenance	Split System Ductless	Single Zone, Condenser & Evaporator, 1.5 to 2 TON	2 TON	Fujitsu	AOU24RGLX	USP001191	2011	1	Adequate	3	D3037		Roof
LBT 1 / LBT1 - Administrative Offices and Bus Maintenance	Split System	Condensing Unit/Heat Pump, 3 TON	3 TON	United Technologies Carrier	38QR0360611	Illegible	2003	1	Adequate	3	D3037		Roof

LONG BEACH TRANSIT

BUREAU VERITAS

Fixed Asset Inventory

Building	Component	Attributes	Capacity	Manufacturer	Model	Serial	Dataplate_Yr	Quantity	Condition	Condition Rating	UF_Code	Asset_Tag	Location_Detail
LBT 1 / LBT1 - Administrative Offices and Bus Maintenance	Split System	Condensing Unit/Heat Pump, 5 TON	5 TON	United Technologies Carrier	38QR060C611	2902X30597	2003	1	Adequate	3	D3037		Roof
LBT 1 / LBT1 - Administrative Offices and Bus Maintenance	Computer Room AC Unit	Air-Cooled, Condenser & CRAC Cabinet, 4 to 5 TON	Illegible	Data Aire	No dataplate	No dataplate		1	Adequate	3	D3037		Roof
LBT 1 / LBT1 - Administrative Offices and Bus Maintenance	Air-Cooled Condensing Unit Scroll compressors	Air-Cooled Condensing Unit	31.1 TON	Carrier	38APD0306DA13094	2715Q54214	2015	1	Adequate	3	D3037		Roof
LBT 1 / LBT1 - Administrative Offices and Bus Maintenance	Split System	Condensing Unit/Heat Pump	12 TON	Trane	4TVH0144B400NB	NA	2013	1	Adequate	3	D3037	VRF A1	Roof
LBT 1 / LBT1 - Administrative Offices and Bus Maintenance	Split System	Condensing Unit/Heat Pump	10 TON	Trane	4TVH0120B400NB	NA	2013	1	Adequate	3	D3037	VRF A2	Roof
LBT 1 / LBT1 - Administrative Offices and Bus Maintenance	Split System	Condensing Unit/Heat Pump	6 TON	Trane	4TVH0072B400NB	NA	2013	1	Adequate	3	D3037	VRF B2	Roof
LBT 1 / LBT1 - Administrative Offices and Bus Maintenance	Split System	Condensing Unit/Heat Pump	6 TON	Trane	4TVH0072B400NB	NA	2013	1	Adequate	3	D3037	VRF C1	Roof
LBT 1 / LBT1 - Administrative Offices and Bus Maintenance	Split System	Condensing Unit/Heat Pump	10 TON	Trane	4TVH0120B400NB	NA	2013	1	Adequate	3	D3037	VRF B1	Roof
LBT 1 / LBT1 - Administrative Offices and Bus Maintenance	Split System	Fan Coil Unit	4Ton	Carrier	FB4ANF048	2199A29317	1999	1	Adequate	3	D3037		IT Room
LBT 1 / LBT1 - Administrative Offices and Bus Maintenance	Split System	Fan Coil Unit	5 TON	Carrier	FC4NF060	0208A85747	2008	1	Adequate	3	D3037		IT Room
LBT 1 / LBT1 - Administrative Offices and Bus Maintenance	Packaged Unit	RTU, Pad or Roof-Mounted	7.5 TON	Carrier	48HJD008---641	1807G40688	2007	1	Adequate	3	D3055	RTU-7	Roof
LBT 1 / LBT1 - Administrative Offices and Bus Maintenance	Packaged Unit	RTU, Pad or Roof-Mounted	3 TON	Carrier	48HJM004--641	1907G58444	2007	1	Adequate	3	D3055	RTU-8	Roof
LBT 1 / LBT1 - Administrative Offices and Bus Maintenance	Packaged Unit	RTU, Pad or Roof-Mounted	5 TON	Carrier	48HJL006---641	2507G10367	2007	1	Adequate	3	D3055	RTU-1	Roof
LBT 1 / LBT1 - Administrative Offices and Bus Maintenance	Packaged Unit	RTU, Pad or Roof-Mounted	3 TON	Carrier	48HJM004---641	2207G50355	2007	1	Adequate	3	D3055	RTU-3	Roof
LBT 1 / LBT1 - Administrative Offices and Bus Maintenance	Packaged Unit	RTU, Pad or Roof-Mounted	2.5 TON	Carrier	48SDN036048311	2807G21410	2007	1	Adequate	3	D3055	RTU-2	Roof
LBT 1 / LBT1 - Administrative Offices and Bus Maintenance	Packaged Unit	RTU, Pad or Roof-Mounted	3 TON	Carrier	50HJQ004---621	2506G49537	2006	1	Adequate	3	D3055		Roof
LBT 1 / LBT1 - Administrative Offices and Bus Maintenance	Packaged Unit	RTU, Pad or Roof-Mounted	3 TON	Carrier	50HJQ004---621	0506G50508	2006	1	Adequate	3	D3055		Roof
LBT 1 / LBT1 - Administrative Offices and Bus Maintenance	Packaged Unit	RTU, Pad or Roof-Mounted	3 TON	Carrier	50XZ-036--511--	3508G51778	2008	1	Adequate	3	D3055	RTU 4	Roof
LBT 1 / LBT1 - Administrative Offices and Bus Maintenance	Packaged Unit	RTU, Pad or Roof-Mounted	3 TON	Carrier	50XP-036---511--	4608630832	2008	1	Adequate	3	D3055	RTU 3	Roof
LBT 1 / LBT1 - Administrative Offices and Bus Maintenance	Packaged Unit	RTU, Pad or Roof-Mounted	3 TON	Carrier	50XZ-048---511--	4608G31075	2008	1	Adequate	3	D3055	RTU 1	Roof
LBT 1 / LBT1 - Administrative Offices and Bus Maintenance	Packaged Unit	RTU, Pad or Roof-Mounted	3 TON	Carrier	50XZ-036---511--	3508G51777	2008	1	Adequate	3	D3055	RTU 2	Roof
LBT 1 / LBT1 - Administrative Offices and Bus Maintenance	Exhaust Fan	Propeller, 1 HP Motor	14234 CFM	Gtreen heck	RAUMO-1L36-10-X	01016717	2001	1	Adequate	3	D3063	EF-1	Roof
LBT 1 / LBT1 - Administrative Offices and Bus Maintenance	Exhaust Fan	Roof or Wall-Mounted, 24" Damper	No dataplate	Central	No dataplate	No dataplate		1	Adequate	3	D3063	EF-5	Roof
LBT 1 / LBT1 - Administrative Offices and Bus Maintenance	Fan	Centrifugal, 24" Diameter, 2001 to 5000 CFM	2500 CFM	Greenheck	GW-100-AX	86102855	2003	1	Adequate	3	D3063	EF 4E	Elevator

LONG BEACH TRANSIT

Fixed Asset Inventory

Building	Component	Attributes	Capacity	Manufacturer	Model	Serial	Dataplate_Yr	Quantity	Condition	Condition Rating	UF_Code	Asset_Tag	Location_Detail
LBT 1 / LBT1 - Administrative Offices and Bus Maintenance	Exhaust Fan	Centrifugal, 12" Damper	500 CFM	Loren Cook Company	100 ACEB	13854906040000015021297	2008	1	Adequate	3	D3063	EF-2	Roof
LBT 1 / LBT1 - Administrative Offices and Bus Maintenance	Exhaust Fan	Roof or Wall-Mounted, 24" Damper, 2001 to 5000 CFM	3300 CFM	Loren Cook	180 ACEB	138S497045600141040298	2008	1	Adequate	3	D3063		Service roof
LBT 1 / LBT1 - Administrative Offices and Bus Maintenance	Exhaust Fan	Roof or Wall-Mounted, 24" Damper, 2001 to 5000 CFM	1/4HP	Loren Cook	150 ACEB	138S498000058020398	2008	1	Adequate	3	D3063		Roof
LBT 1 / LBT1 - Administrative Offices and Bus Maintenance	Generator	Diesel	400 KW	Caterpillar	IDL2-0400.1	930078		1	Adequate	3	D5011		Throughout Building
LBT 1 / LBT1 - Administrative Offices and Bus Maintenance	Uninterruptible Power Supply	UPS, 5 KVA	5 KVA					1	Adequate	3	D5012		Server room
LBT 1 / LBT1 - Administrative Offices and Bus Maintenance	Automatic Transfer Switch	ATS, 100 AMP	100 AMP	GE	Zenith ZTG	NA	1987	1	Adequate	3	D5017		Electrical room
LBT 1 / LBT1 - Administrative Offices and Bus Maintenance	Switchboard	277/480 V, 400 AMP	400 AMP	ITE Electric	FC-1	Illegible	1987	1	Adequate	3	D5021		Elevator
LBT 1 / LBT1 - Administrative Offices and Bus Maintenance	Secondary Transformer	Dry, Stepdown, 500 KVA	500 KVA	ITE Electric	3F3Y500	F	1987	1	Adequate	3	D5021	ANSFORMER	Electrical room
LBT 1 / LBT1 - Administrative Offices and Bus Maintenance	Secondary Transformer	Dry, Stepdown, 75 KVA	75 KVA	Square D	75T3HCU	NA	1987	1	Adequate	3	D5021	TR UPS	Electrical room
LBT 1 / LBT1 - Administrative Offices and Bus Maintenance	Switchboard	277/480 V, 3000 AMP		ITE Electric	FC 1	60-61180-15	1987	1	Adequate	3	D5021		Electrical room
LBT 1 / LBT1 - Administrative Offices and Bus Maintenance	Switchboard	120/208 V, 1600 AMP	1600 AMP	ITE Electric	FC-1	60-61186-2	1987	1	Adequate	3	D5021		Electrical room
LBT 1 / LBT1 - Administrative Offices and Bus Maintenance	Switchboard	277/480 V, 1600 AMP	1600 AMP	ITE Electric	FC-1	60-61180	1986	1	Adequate	3	D5021		Electrical room-penthouse
LBT 1 / LBT1 - Administrative Offices and Bus Maintenance	Secondary Transformer	Dry, Stepdown, 15 KVA	15 KVA	ITE Electric	Inaccessible	Inaccessible	1987	1	Adequate	3	D5021		Electrical room-2nd floor
LBT 1 / LBT1 - Administrative Offices and Bus Maintenance	Secondary Transformer	Dry, Stepdown, 15 KVA	Inaccessible	Inaccessible	Inaccessible	Inaccessible		2	Adequate	3	D5021		Garage
LBT 1 / LBT1 - Administrative Offices and Bus Maintenance	Secondary Transformer	Dry, Stepdown, 45 KVA	45 KVA	GE	9T23B3873	NA	1987	3	Adequate	3	D5021	TR 5LC	Electrical room
LBT 1 / LBT1 - Administrative Offices and Bus Maintenance	Fire Alarm Panel	Fully Addressable						1	Adequate	3	D7051		Office
LBT 1 / LBT1 - Administrative Offices and Bus Maintenance	Fire Alarm Panel	Fully Addressable						1	Adequate	3	D7051		Office
LBT 1 / LBT1 - Fuel Island	Pump	Gasoline Fuel Dispenser						2	Adequate	3	G3063		Fuel Island
LBT 1 / LBT1 - Fuel Island	Pump	Circulation/Booster, Domestic Water	5 HP	Baldor Reliance	EJMM3613T	F 1606133484		1	Adequate	3	D2012	1	2nd floor pump room
LBT 1 / LBT1 - Fuel Island	Exhaust Fan	Roof or Wall-Mounted, 10" Damper, 50 to 500 CFM	No dataplate	No dataplate	No dataplate	No dataplate		1	Adequate	3	D3063		Roof
LBT 1 / LBT1 - Fuel Island	Exhaust Fan	Roof or Wall-Mounted, 36"Damper, 8501 to 15000 CFM	10882 CFM	Loren Cook	300C11E	910440 225280-730658	2004	1	Adequate	3	D3063		Roof
LBT 1 / LBT1 - Fuel Island	Exhaust Fan	Roof or Wall-Mounted, 12" Damper, 501 to 1000 CFM	No dataplate	No dataplate	No dataplate	No dataplate		1	Adequate	3	D3063	3B	Roof
LBT 1 / LBT1 - Fuel Island	Fan	Centrifugal, 16" Diameter, 1001 to 2000 CFM	1250 CFM	Greenheck	CUE-161HP-VC 10 - X	14535573	2013	1	Adequate	3	D3063	EF 1	Roof
LBT 1 / LBT1 - Fuel Island	Exhaust Fan	Roof or Wall-Mounted, 12" Damper, 501 to 1000 CFM	No dataplate	No dataplate	No dataplate	No dataplate		15	Adequate	3	D3063		Roof

LONG BEACH TRANSIT

Fixed Asset Inventory

Building	Component	Attributes	Capacity	Manufacturer	Model	Serial	Dataplate_Yr	Quantity	Condition	Condition Rating	UF_Code	Asset_Tag	Location_Detail
LBT 1 / LBT1 - Fuel Island	Distribution Panel	277/480 V, 800 AMP	800 AMP	Eaton	PRL3a	NA	1987	1	Adequate	3	D5023		Electrical room
LBT 1 / LBT1 - Fuel Island	Laundry Equipment	Dryer, Commercial	50 LB	Best way	UT050EMTQ2	0204011346	2002	1	Adequate	3	E1033		Throughout Building
LBT 1 / LBT1 - Fuel Island	Secondary Transformer	Dry, Stepdown	75 KVA	HPS	NMK075KB	0342301738	2007	1	Adequate	3	D5021		Site General
LBT 1 / LBT1 - North Shop/General Purpose Facility	Automatic Door Opener	Commercial Overhead/Dock Door						6	Adequate	3	B2059		Building Exterior
LBT 1 / LBT1 - North Shop/General Purpose Facility	Pump	Circulation/Booster, Domestic Water	5 HP	Baldor Reliance	EJMM3613T	F1706161234		1	Adequate	3	D2012	2	2nd floor pump room
LBT 1 / LBT1 - North Shop/General Purpose Facility	Water Heater	Gas, Tankless	3.95 GPM	Noritz	NCC 199CDV(GQ-C3260WZ-FF US)	2020.01-001078	2020	1	Adequate	3	D2012		Utility Rooms/Areas
LBT 1 / LBT1 - North Shop/General Purpose Facility	Backflow Preventer	Domestic Water, 4 IN	4 IN					1	Adequate	3	D2014		Maitenance Building Right Elevation
LBT 1 / LBT1 - North Shop/General Purpose Facility	Air Compressor	Tank-Style, 10 HP	10 HP	Marathon Electric	SVC 184TTDR7026DF	NA	2017	1	Adequate	3	D2061		Air handler-penthouse
LBT 1 / LBT1 - North Shop/General Purpose Facility	Infrared Heater	Gas-Fired Tubular, 20 LF, 80 MBH						1	Adequate	3	D3027		Bus Wash
LBT 1 / LBT1 - North Shop/General Purpose Facility	Infrared Heater	Gas-Fired Tubular, 20 LF, 40 MBH	Inaccessible		Inaccessible	Inaccessible		3	Adequate	3	D3027		Throughout Building
LBT 1 / LBT1 - North Shop/General Purpose Facility	Air Handler	Interior AHU, Easy/Moderate Access, 65001 to 100000 CFM	66000 CFM	Joy	54-26-17700HV	SF-55255	1987	1	Adequate	3	D3055	SF-1	Air handler-penthouse
LBT 1 / LBT1 - North Shop/General Purpose Facility	Fan	Centrifugal, 24" Diameter, 2001 to 5000 CFM	2500 CFM	Greenheck	GWB 18 5X	86T02854	2003	1	Adequate	3	D3063	EF 5	Elevator
LBT 1 / LBT1 - North Shop/General Purpose Facility	Exhaust Fan	Propeller, 1 HP Motor	14234 CFM	Greenheck	RAUMO-1L36-10-X	01C 16720	2001	1	Adequate	3	D3063	EF-4	Roof
LBT 1 / LBT1 - North Shop/General Purpose Facility	Exhaust Fan	Propeller, 1 HP Motor	14234 CFM	Greenheck	RAUMO-1L36-10-X	01C16219	2001	1	Adequate	3	D3063	EF-2	Roof
LBT 1 / LBT1 - North Shop/General Purpose Facility	Exhaust Fan	Roof or Wall-Mounted, 16" Damper, 1001 to 2000 CFM	1145 CFM	Loren Cook	120 C2B	138S498386000001502399	2012	1	Adequate	3	D3063	EF-15	Roof
LBT 1 / LBT1 - North Shop/General Purpose Facility	Supplemental Components	Fire Pump Controller		Metron	M20430-100-460 B	HE-864764	2007	1	Adequate	3	D4011	ATS 3	Fire Pump Room
LBT 1 / LBT1 - North Shop/General Purpose Facility	Fire Extinguisher	Type ABC, up to 20 LB					2020	32	Adequate	3	D4033		Throughout building
LBT 1 / LBT1 - North Shop/General Purpose Facility	Fire Alarm Panel	Fully Addressable		Honeywell	NFS-3030D	NA	2002	1	Adequate	3	D7051	EL2	Fire Control Room
LBT 1 / Site	Storage Tank	Fuel, 250 GAL	250 GAL					1	Good	4	D3015		Site generator
LBT 1 / Site	Charging Station	Electric Vehicle, Dual Connection	80 KW		EVA080KS/01	431610003	2021	1	Good	4	E1011		Building Exterior
LBT 1 / Site	Charging Station	Electric Vehicle, Dual Connection	80 KW		EVA080KS/01	431610002	2021	1	Good	4	E1011		Site General
LBT 1 / Site	Charging Station	Heliox Flex 180 kw	180 KW	Heliox	FLEX 180	HE9821001-01-2208020008	2022	1	Good	4	E1011	C 8	Parking area
LBT 1 / Site	Charging Station	Electric Vehicle, Single Connection	25 KVA	Heliox	CCSSI UL	HE9820006-01-2207020019	2022	1	Good	4	E1011	Charger-33	Parking area
LBT 1 / Site	Charging Station	Electric Vehicle, Single Connection	25 KVA	Heliox	CCSSI UL	HE9820006-01-2201020018	2022	1	Good	4	E1011	Charger-29	Parking area

LONG BEACH TRANSIT

Fixed Asset Inventory

Building	Component	Attributes	Capacity	Manufacturer	Model	Serial	Dataplate_Yr	Quantity	Condition	Condition Rating	UF_Code	Asset_Tag	Location_Detail
LBT 1 / Site	Charging Station	Electric Vehicle, Dual Connection	80 KW	BYD	EVA080KS/01	48169909	2021	1	Good	4	E1011	Charger- 8	Parking area
LBT 1 / Site	Charging Station	Electric Vehicle, Dual Connection	80 KW	BYD	EVA080KS/01	25882	2022	1	Good	4	E1011	charger-10	Parking area
LBT 1 / Site	Charging Station	Heliox Flex 180 kw	180 KW	Heliox	FLEX 180	HE9821001-01-2208020009	2022	1	Good	4	E1011	C 4	Parking area
LBT 1 / Site	Charging Station	Electric Vehicle, Dual Connection	80 KW	BYD	EVA080KS/01	48169906	2021	1	Good	4	E1011	Charger- 5	Parking area
LBT 1 / Site	Charging Station	Electric Vehicle, Single Connection	25 KVA	Heliox	CCSSI UL	HE9820006-01-2207020026	2022	1	Good	4	E1011	Charger-37	Parking area
LBT 1 / Site	Charging Station	Electric Vehicle, Dual Connection	80 KW	BYD	EVA080KS/01	BY2100007	2021	1	Good	4	E1011	Charger-13	Parking area
LBT 1 / Site	Charging Station	Heliox Flex 180 kw	180 KW	Heliox	FLEX 180	HE9821001-01-2208020014	2022	1	Good	4	E1011	C 2	Parking area
LBT 1 / Site	Charging Station	Electric Vehicle, Dual Connection	80 KW	BYD	EVA080KS/01	48169910	2021	1	Good	4	E1011	Charger- 4	Parking area
LBT 1 / Site	Charging Station	Electric Vehicle, Single Connection	25 KVA	Heliox	CCSSI UL	HE9820006-01-2207020020	2022	1	Good	4	E1011	Charger-40	Parking area
LBT 1 / Site	Charging Station	Electric Vehicle, Dual Connection	80 KW	BYD	EVA080KS/01	BY2100014	2021	1	Good	4	E1011	Charger-12	Parking area
LBT 1 / Site	Charging Station	Electric Vehicle, Dual Connection	80 KW	BYD	EVA080KS/01	431610001	2021	1	Good	4	E1011	Charger- 7	Parking area
LBT 1 / Site	Charging Station	Electric Vehicle, Single Connection	25 KVA	Heliox	CCSSI UL	HE9820006-01-2207020022	2022	1	Good	4	E1011	Charger-25	Parking area
LBT 1 / Site	Charging Station	Electric Vehicle, Single Connection	25 KVA	Heliox	CCSSI UL	HE9820006-01-2207020029	2022	1	Good	4	E1011	Charger-44	Parking area
LBT 1 / Site	Charging Station	Electric Vehicle, Dual Connection	80 KW	BYD	EVA080KS/01	48169903	2022	1	Good	4	E1011	Charger- 1	Parking area
LBT 1 / Site	Charging Station	Electric Vehicle, Single Connection	25 KVA	Heliox	CCSSI UL	HE9820006-01-2207020025	2022	1	Good	4	E1011	Charger-28	Parking area
LBT 1 / Site	Charging Station	Heliox Flex 180 kw	180 KW	Heliox	FLEX 180	HE982006-012207020027	2022	1	Good	4	E1011	C 6	Parking area
LBT 1 / Site	Charging Station	Electric Vehicle, Dual Connection	80 KW	BYD	EVA080KS/01	BY2100012	2022	1	Good	4	E1011	Charger-15	Parking area
LBT 1 / Site	Charging Station	Electric Vehicle, Dual Connection	80 KW	BYD	EVA080KS/01	BY2100008	2021	1	Good	4	E1011	Charger-18	Parking area
LBT 1 / Site	Charging Station	Heliox Flex 180 kw	180 KW	Heliox	FLEX 180	HE9821001-01-2210020010	2022	1	Good	4	E1011	C 5	Parking area
LBT 1 / Site	Charging Station	Electric Vehicle, Dual Connection	80 KW	BYD	EVA080KS/01	48169908	2021	1	Good	4	E1011	Charger- 2	Parking area
LBT 1 / Site	Charging Station	Electric Vehicle, Single Connection	80 KW	BYD	EVA080KS/01	BY2100010	2022	1	Good	4	E1011	Charger-17	Parking area
LBT 1 / Site	Charging Station	Electric Vehicle, Single Connection	25 KVA	Heliox	CCSSI UL	HE982006-01-2207020027	2022	1	Good	4	E1011	Charger-27	Parking area
LBT 1 / Site	Charging Station	Electric Vehicle, Single Connection	25 KVA	Heliox	CCSSI UL	HE9820006-01-2201020019	2022	1	Good	4	E1011	Charger-34	Parking area
LBT 1 / Site	Charging Station	Heliox Flex 180 kw	180 KW	Heliox	FLEX 180	HE9821001-0102208020007	2022	1	Good	4	E1011	C 9	Parking area

LONG BEACH TRANSIT

Fixed Asset Inventory

Building	Component	Attributes	Capacity	Manufacturer	Model	Serial	Dataplate_Yr	Quantity	Condition	Condition Rating	UF_Code	Asset_Tag	Location_Detail
LBT 1 / Site	Charging Station	Heliox Flex 180 kw	180 KW	Heliox	FLEX 180	HE9821001-01-2210020009	2022	1	Good	4	E1011	C 1	Parking area
LBT 1 / Site	Charging Station	Electric Vehicle, Dual Connection	80KW	BYD	EVA080KS/01	BY2100005	2022	1	Good	4	E1011	Charger-22	Parking area
LBT 1 / Site	Charging Station	Electric Vehicle, Dual Connection	80 KW	BYD	EVA080KS/01	48169902	2022	1	Good	4	E1011	Charger- 6	Parking area
LBT 1 / Site	Charging Station	Electric Vehicle, Dual Connection	80KW	BYD	EVA080KS/01	BY2100004	2021	1	Good	4	E1011	Charger-23	Parking area
LBT 1 / Site	Charging Station	Electric Vehicle, Single Connection	25 KVA	Heliox	CCSSI UL	HE9820006-01-2207020024	2022	1	Good	4	E1011	Charger-42	Parking area
LBT 1 / Site	Charging Station	Electric Vehicle, Dual Connection	80 KW	BYD	EVA080KS/01	48169905	2021	1	Good	4	E1011	Charger- 3	Parking area
LBT 1 / Site	Charging Station	Electric Vehicle, Dual Connection	80 KW	BYD	EVA080KS/01	BY2100006	2022	1	Good	4	E1011	Charger-21	Parking area
LBT 1 / Site	Charging Station	Electric Vehicle, Single Connection	25 KVA	Heliox	CCSSI UL	HE9820006-01-2207020021	2022	1	Good	4	E1011	Charger-32	Parking area
LBT 1 / Site	Charging Station	Electric Vehicle, Dual Connection	80 KW	BYD	EVA080KS/01	BY2100011	2021	1	Good	4	E1011	Charger-16	Parking area
LBT 1 / Site	Charging Station	Electric Vehicle, Dual Connection	80KW	BYD	EVA080KS/01	BY2100003	2022	1	Good	4	E1011	Charger-24	Parking area
LBT 1 / Site	Charging Station	Electric Vehicle, Dual Connection	80 KW	BYD	EVA080KS/01	BY2100001	2022	1	Good	4	E1011	Charger-14	Parking area
LBT 1 / Site	Charging Station	Electric Vehicle, Single Connection	25 KVA	Heliox	CCSSI UL	HE9820006-01-2207020020	2022	1	Good	4	E1011	Charger-26	Parking area
LBT 1 / Site	Charging Station	Electric Vehicle, Single Connection	25 KVA	Heliox	CCSSI UL	HE9820006-01-220720018	2022	1	Good	4	E1011	Charger-31	Parking area
LBT 1 / Site	Charging Station	Electric Vehicle, Single Connection	25 KVA	Heliox	CCSSI UL	HE9820006-01-2207020017	2022	1	Good	4	E1011	Charger-38	Parking area
LBT 1 / Site	Charging Station	Electric Vehicle, Dual Connection	180 KW	Heliox	FLEX 180	HE9821001-01-2208020010	2022	1	Good	4	E1011	C 3	Parking area
LBT 1 / Site	Charging Station	Electric Vehicle, Dual Connection	80 KW	BYD	EVA080KS/01	BY2100002	2022	1	Good	4	E1011	Charger-20	Parking area
LBT 1 / Site	Charging Station	Electric Vehicle, Dual Connection	80 KW	BYD	EVA080KS/01	BY2100013	2022	1	Good	4	E1011	Charger-11	Parking area
LBT 1 / Site	Charging Station	Electric Vehicle, Single Connection	25 KVA	Heliox	CCSSI UL	HE920006-01-22070200288	2022	1	Good	4	E1011	Charger-41	Parking area
LBT 1 / Site	Charging Station	Electric Vehicle, Single Connection	25 KVA	Heliox	CCSSI UL	HE9820006-01-2204020002	2022	1	Good	4	E1011	Charger-30	Parking area
LBT 1 / Site	Charging Station	Electric Vehicle, Single Connection	25 KVA	Heliox	CCSSI UL	HE9820006-01-2207020031	2022	1	Good	4	E1011	Charger-36	Parking area
LBT 1 / Site	Charging Station	Electric Vehicle, Dual Connection	80 KW	BYD	EVA080KS/01	48169901	2021	1	Good	4	E1011	Charger- 9	Parking area
LBT 1 / Site	Charging Station	Electric Vehicle, Dual Connection	80 KW	BYD	EVA080KS/01	BY2100009	2021	1	Good	4	E1011	Charger-19	Parking area
LBT 1 / Site	Charging Station	Heliox Flex 180 kw	180 KW	Heliox	FLEX 180	HE9821001-01-2208020015	2022	1	Good	4	E1011	C 7	Parking area
LBT 1 / Site	Charging Station	Heliox Flex 180 kw	180 KW	Heliox	FLEX 180	HE9821001-01-220802006	2022	1	Good	4	E1011	C10	Parking area

LONG BEACH TRANSIT

Fixed Asset Inventory

Building	Component	Attributes	Capacity	Manufacturer	Model	Serial	Dataplate_Yr	Quantity	Condition	Condition Rating	UF_Code	Asset_Tag	Location_Detail
LBT 1 / Site	Water Heater	Gas, Commercial (270 MBH), 100 to 199 GAL	100 GAL	American Standard	ULN100-270 AS	B18-0765	2018	1	Adequate	3	D2012		Utility room
LBT 1 / Site	Backflow Preventer	Domestic Water, 2 IN						1	Adequate	3	D2014		Site
LBT 1 / Site	Backflow Preventer	Domestic Water, 8 IN						1	Adequate	3	D2014		Site
LBT 1 / Site	Backflow Preventer	Domestic Water, 1 IN	1 IN				2003	2	Adequate	3	D2014		Site
LBT 1 / Site	Backflow Preventer	Domestic Water	2 IN					2	Adequate	3	D2014		Site
LBT 1 / Site	Supplemental Components	Reverse Osmosis/Deionized Water System, Domestic Water	1					1	Adequate	3	D2019		Bus wash
LBT 1 / Site	Underground Storage Tank	Fuel, 10000 GAL						1	Adequate	3	D3015		Site
LBT 1 / Site	Underground Storage Tank	Fuel, 30000 GAL						1	Adequate	3	D3015		Site
LBT 1 / Site	Underground Storage Tank	Fuel, 20000 GAL						1	Adequate	3	D3015		Site
LBT 1 / Site	Lubricant Storage Tank	Fuel, 2500 GAL						3	Adequate	3	D3015		Site
LBT 1 / Site	Lubricant Storage Tank	Fuel, 5000 GAL						3	Adequate	3	D3015		Site
LBT 1 / Site	Switchboard	277/480 V	1600 AMP	Westinghouse	6101-386785	Illegible	1993	1	Adequate	3	D5021		
LBT 1 / Site	Secondary Transformer	Dry, Stepdown, 45 KVA	45 KVA	Illegible	T48LB2Y 45	Illegible		1	Adequate	3	D5021		Building Exterior
LBT 1 / Site	Switchboard	277/480 V, 400 AMP	400 AMP	Cutler-Hammer	NEMA-1	140025558	1998	1	Adequate	3	D5021		Electrical room
LBT2 / LBT2 - Administrative Offices	Water Heater	Electric, Residential	20 GAL					1	Adequate	3	D2012		Mezz
LBT2 / LBT2 - Administrative Offices	Split System	Condensing Unit/Heat Pump	3 TON	Fujitsu	A0UH36LPAS1	NVQ 003740		1	Adequate	3	D3037		Roof
LBT2 / LBT2 - Administrative Offices	Split System	Condensing Unit/Heat Pump, 3 TON	3 TON	Carrier	25HC03360050011	0916510	2016	1	Adequate	3	D3037		Roof
LBT2 / LBT2 - Administrative Offices	Computer Room AC Unit	Air-Cooled, CRAC Cabinet, 4 to 5 TON	No dataplate	Data Aire	No dataplate	No dataplate		1	Adequate	3	D3037		server room
LBT2 / LBT2 - Administrative Offices	Packaged Unit	RTU, Pad or Roof-Mounted	3 TON	Carrier	48HJH004---641	6808656431	2008	1	Adequate	3	D3055	AC-6	Roof
LBT2 / LBT2 - Administrative Offices	Packaged Unit	RTU, Pad or Roof-Mounted	3 TON	Carrier	48HJM004---641	2503G10375	2003	1	Adequate	3	D3055	AC-7	Roof
LBT2 / LBT2 - Administrative Offices	Make-Up Air Unit	MUA or MAU, 2000 to 6000 CFM	No dataplate	Reznor	No dataplate	No dataplate	2016	1	Adequate	3	D3055	H-1	Roof
LBT2 / LBT2 - Administrative Offices	Packaged Unit	RTU, Pad or Roof-Mounted, 4 TON	4 TON	Carrier	48HJE005---651	16086202	2008	1	Adequate	3	D3055	AC-2	Roof
LBT2 / LBT2 - Administrative Offices	Packaged Unit	RTU, Pad or Roof-Mounted	3 TON	Carrier	48HJM004---641	1608610440	2008	1	Adequate	3	D3055	AC-1	Fuel island roof
LBT2 / LBT2 - Administrative Offices	Packaged Unit	RTU, Pad or Roof-Mounted, 5 TON	5 TON		48HJL006---641	1308G40503	2008	1	Adequate	3	D3055	AC-3	Roof

LONG BEACH TRANSIT

Fixed Asset Inventory

Building	Component	Attributes	Capacity	Manufacturer	Model	Serial	Dataplate_Yr	Quantity	Condition	Condition Rating	UF_Code	Asset_Tag	Location_Detail
LBT2 / LBT2 - Administrative Offices	Packaged Unit	RTU, Pad or Roof-Mounted, 6 to 7.5 TON	7.5 TON	Carrier	48HJD008---641	1208G30789	2008	1	Adequate	3	D3055	AC-4	Roof
LBT2 / LBT2 - Administrative Offices	Make-Up Air Unit	MUA or MAU, 2000 to 6000 CFM	No dataplate	Reznor	No dataplate	No dataplate	2016	1	Adequate	3	D3055	H-3	Roof
LBT2 / LBT2 - Administrative Offices	Make-Up Air Unit	MUA or MAU	No dataplate		No dataplate	No dataplate		1	Adequate	3	D3055		Roof
LBT2 / LBT2 - Administrative Offices	Exhaust Fan	Centrifugal, 24" Damper	4000 CFM	Loren Cook	195 ACRU	138SE22886-00/0002801	2012	1	Adequate	3	D3063		Roof
LBT2 / LBT2 - Administrative Offices	Exhaust Fan	Roof or Wall-Mounted, 24" Damper, 2001 to 5000 CFM	4000 CFM	Loren Cook	195 ACEB	138S497050000152040298	2008	1	Adequate	3	D3063	EF-36	Roof
LBT2 / LBT2 - Administrative Offices	Uninterruptible Power Supply	UPS	15 KVA	Eaton	9355 15KVA	18849	2018	1	Adequate	3	D5012		Server room
LBT2 / LBT2 - Administrative Offices	Automatic Transfer Switch	ATS, 200 AMP	200 AMP	ASCO	7000 SERIES	NA	1987	1	Adequate	3	D5017	ATS 4	Electrical room
LBT2 / LBT2 - Administrative Offices	Switchboard	277/480 V, 1600 AMP	1600 AMP	Cutler-Hammer	NEMA-1	D327482	1998	1	Adequate	3	D5021		Electrical room
LBT2 / LBT2 - Administrative Offices	Secondary Transformer	Dry, Stepdown	45 KVA	Cutler-Hammer	V48M28T45CU	J98A0021	1998	1	Adequate	3	D5021		Maintenance room
LBT2 / LBT2 - Administrative Offices	Secondary Transformer	Dry, Stepdown	45 KVA	Cutler-Hammer	V48M28T45CU	J98A0079	1998	1	Adequate	3	D5021		Electrical room
LBT2 / LBT2 - Administrative Offices	Secondary Transformer	Dry, Stepdown	45 KVA	Cutler-Hammer	V48M28T45CU	Inaccessible	1998	1	Adequate	3	D5021		Tire Storage
LBT2 / LBT2 - Administrative Offices	Distribution Panel	120/208 V, 200 AMP	200 AMP	Square D	12245620370030001	09041	2009	1	Adequate	3	D5023		Throughout building
LBT2 / LBT2 - Administrative Offices	Supplemental Components	Circuit Breaker/Disconnect	400 AMP	Eaton	PRL2A	SLA04906 001	2008	1	Adequate	3	D5023		Throughout Building
LBT2 / LBT2 - Administrative Offices	Fire Alarm Panel	Multiplex						1	Adequate	3	D7051		Throughout Building
LBT2 / LBT2 - Administrative Offices	Vehicle Lift, Two Post	In-Ground	70000 LB					10	Adequate	3	E1011		Work floor
LBT2 / LBT2 - Administrative Offices	Generator	Diesel, 305 to 400 KW	350 KW	Caterpillar	3406 DI	2WB04283	1987	1	Adequate	3	D5011		Site
LBT2 / LBT2 - Bus Maintenance/Service Garage Building	Pump	Compressed Natural Gas (CNG) Pump Equipment		ANGI	EF-050-2-B-1-52	SER010756/30941-06		2	Adequate	3	G3063		Fuel Island
LBT2 / LBT2 - Bus Maintenance/Service Garage Building	Pump	Diesel Fuel Dispenser			Illegible	Illegible		2	Adequate	3	G3063		Fuel Island
LBT2 / LBT2 - Bus Maintenance/Service Garage Building	Passenger Elevator	Hydraulic, 2 Floors	5750 LB	Otis	No dataplate	No dataplate	1996	1	Adequate	3	D1011		Mechanical Room
LBT2 / LBT2 - Bus Maintenance/Service Garage Building	Elevator Controls	Automatic, 1 Car		Otis	AAA21241U	OW0017	2004	1	Adequate	3	D1011		Mechanical Room
LBT2 / LBT2 - Bus Maintenance/Service Garage Building	Crane	1 Ton						1	Adequate	3	D1051		Garage
LBT2 / LBT2 - Bus Maintenance/Service Garage Building	Water Heater	Gas, Commercial (125 MBH), 75 to 99 GAL	97 Gal	Rheem	GNU100-200	A121704410	2017	1	Adequate	3	D2012		Mechanical Room 2
LBT2 / LBT2 - Bus Maintenance/Service Garage Building	Pump	Circulation, Domestic Water, 0.75 HP	0.75 HP		G60	LR22132		1	Adequate	3	D2012		Paint booth
LBT2 / LBT2 - Bus Maintenance/Service Garage Building	Pump	Circulation, Domestic Water, 2 HP						2	Adequate	3	D2012		Bus Wash

LONG BEACH TRANSIT

Fixed Asset Inventory

Building	Component	Attributes	Capacity	Manufacturer	Model	Serial	Dataplate_Yr	Quantity	Condition	Condition Rating	UF_Code	Asset_Tag	Location_Detail
LBT2 / LBT2 - Bus Maintenance/Service Garage Building	Air Compressor	Tank-Style, 25 HP	25 HP	Curtis	SE-25	11L110003	2011	1	Adequate	3	D2061		Garage
LBT2 / LBT2 - Bus Maintenance/Service Garage Building	Supplemental Components	Compressed Air Dryer, Process Support, 100 CFM		Great Lakes Air	GRF-220A-436	36264	2010	1	Adequate	3	D2061		Garage
LBT2 / LBT2 - Bus Maintenance/Service Garage Building	Air Compressor	Tank-Style, 5 HP		Ingersoll Rand	Illegible	CBV930790		1	Adequate	3	D2061		Bus Wash
LBT2 / LBT2 - Bus Maintenance/Service Garage Building	Infrared Heater	Gas-Fired Tubular, 20 LF, 80 MBH	Inaccessible	Inaccessible	Inaccessible	Inaccessible		6	Adequate	3	D3027		Work floor
LBT2 / LBT2 - Bus Maintenance/Service Garage Building	Split System Ductless	Single Zone	No dataplate	Fujitsu	No dataplate	No dataplate		1	Adequate	3	D3037		Roof
LBT2 / LBT2 - Bus Maintenance/Service Garage Building	Packaged Unit	RTU, Pad or Roof-Mounted	4 TON	Carrier	50HJQ005---631	1706G20492	2006	1	Adequate	3	D3055		Roof
LBT2 / LBT2 - Bus Maintenance/Service Garage Building	Packaged Unit	RTU, Pad or Roof-Mounted	3 TON	Carrier	48SDN036060311	1507G12878	2007	1	Adequate	3	D3055	AC- 8	Roof
LBT2 / LBT2 - Bus Maintenance/Service Garage Building	Packaged Unit	RTU, Pad or Roof-Mounted	7.5 TON	Carrier	48HJD008---641	1507G30765	2007	1	Adequate	3	D3055	RTU-6	Roof
LBT2 / LBT2 - Bus Maintenance/Service Garage Building	Packaged Unit	RTU, Pad or Roof-Mounted	5 TON	Carrier	48HJL006---641	4507G40294	2007	1	Adequate	3	D3055	AC- 1	Roof
LBT2 / LBT2 - Bus Maintenance/Service Garage Building	Packaged Unit	RTU, Pad or Roof-Mounted	5 TON	Carrier	50J0006---621	3206630721	2006	1	Adequate	3	D3055		Roof
LBT2 / LBT2 - Bus Maintenance/Service Garage Building	Packaged Unit	RTU, Pad or Roof-Mounted	7.5 TON	Carrier	48HJD008---641	1008G20641	2008	1	Adequate	3	D3055	AC- 2	Roof
LBT2 / LBT2 - Bus Maintenance/Service Garage Building	Packaged Unit	RTU, Pad or Roof-Mounted	3 TON	Carrier	48HJM004---641	0808G50430	2008	1	Adequate	3	D3055	AC- 9	Roof
LBT2 / LBT2 - Bus Maintenance/Service Garage Building	Packaged Unit	RTU, Pad or Roof-Mounted	3 TON	Carrier	48HJM004---641	3707G20375	2008	1	Adequate	3	D3055	AC- 5	Roof
LBT2 / LBT2 - Bus Maintenance/Service Garage Building	Packaged Unit	RTU, Pad or Roof-Mounted	10 TON	Carrier	48 TMD012-A-601	4406G40629	2006	1	Adequate	3	D3055	RTU-4	Roof
LBT2 / LBT2 - Bus Maintenance/Service Garage Building	Make-Up Air Unit	MUA or MAU, 2000 to 6000 CFM	Inaccessible					1	Adequate	3	D3055		Ceiling-Bus wash
LBT2 / LBT2 - Bus Maintenance/Service Garage Building	Spun Aluminum Gravity Ventilator Intake/Relief	Roof or Wall-Mounted	24"	Loren Cook	24PR	138S498386000033010398	2013	1	Adequate	3	D3063	HEF	Fuel island roof
LBT2 / LBT2 - Bus Maintenance/Service Garage Building	Exhaust Fan	Roof or Wall-Mounted, 16" Damper, 1001 to 2000 CFM	1145 CFM	Loren Cook	120 C2B	1725/00001-60-115	2010	1	Adequate	3	D3063	EF-44	Fuel island roof
LBT2 / LBT2 - Bus Maintenance/Service Garage Building	Exhaust Fan	Roof or Wall-Mounted, 24" Damper, 2001 to 5000 CFM	1/4HP	Loren Cook	150 ACEB	138S498509000005808398	2008	1	Adequate	3	D3063	EF-8	Fuel island roof
LBT2 / LBT2 - Bus Maintenance/Service Garage Building	Exhaust Fan	Roof or Wall-Mounted, 28" Damper, 5001 to 8500 CFM	766 RPM	Loren Cook	270 ACRUB	138SE22886-00/0000701	2012	1	Adequate	3	D3063		Service roof
LBT2 / LBT2 - Bus Maintenance/Service Garage Building	Exhaust Fan	Roof or Wall-Mounted, 24" Damper, 2001 to 5000 CFM	1/4HP	Loren Cook	150 ACEB	138S498509000058020398	2008	1	Adequate	3	D3063		Fuel island roof
LBT2 / LBT2 - Bus Maintenance/Service Garage Building	Exhaust Fan	Roof or Wall-Mounted, 28" Damper, 5001 to 8500 CFM	766 RPM	Loren Cook	270 ACRUB	138SE22886-00/C000702	2012	1	Adequate	3	D3063	EF-43	Roof
LBT2 / LBT2 - Bus Maintenance/Service Garage Building	Exhaust Fan	Roof or Wall-Mounted, 28" Damper, 5001 to 8500 CFM	766 RPM	Loren Cook	270 ACRUB	138SF22886-00/0000704	2012	1	Adequate	3	D3063	EF-4	Roof
LBT2 / LBT2 - Bus Maintenance/Service Garage Building	Exhaust Fan	Roof or Wall-Mounted, 28" Damper, 5001 to 8500 CFM	0.75 HP	Loren Cook	245 ACEB	138949992000014503030 8	2008	1	Adequate	3	D3063		Roof
LBT2 / LBT2 - Bus Maintenance/Service Garage Building	Filtered Air Supply Package	Roof or Wall-Mounted	24"	Loren Cook	90 ASF	138950150502016501 0398	2012	1	Adequate	3	D3063		Roof

LONG BEACH TRANSIT

Fixed Asset Inventory

Building	Component	Attributes	Capacity	Manufacturer	Model	Serial	Dataplate_Yr	Quantity	Condition	Condition Rating	UF_Code	Asset_Tag	Location_Detail
LBT2 / LBT2 - Bus Maintenance/Service Garage Building	Exhaust Fan	Roof or Wall-Mounted, 24" Damper, 2001 to 5000 CFM	4000 CFM	Loren Cook	195 ACEB	138SK68993-00/0005003	2024	1	Adequate	3	D3063		Roof
LBT2 / LBT2 - Bus Maintenance/Service Garage Building	Exhaust Fan	Roof or Wall-Mounted, 24" Damper, 2001 to 5000 CFM	2506 CFM	Loren Cook	BCRDD140D3G5B1	F12-0000000069063	2012	1	Adequate	3	D3063		Roof
LBT2 / LBT2 - Bus Maintenance/Service Garage Building	Exhaust Fan	Roof or Wall-Mounted, 24" Damper, 2001 to 5000 CFM	3600 CFM	Cook	195 ACEB	138SH85506-00/0010614	2018	1	Adequate	3	D3063		Service roof
LBT2 / LBT2 - Bus Maintenance/Service Garage Building	Exhaust Fan	Roof or Wall-Mounted, 28" Damper, 5001 to 8500 CFM	766 RPM	Loren Cook	270 ACRUB	138SF22886-00/0000703	2012	1	Adequate	3	D3063	EF-3	Service roof
LBT2 / LBT2 - Bus Maintenance/Service Garage Building	Exhaust Fan	Roof or Wall-Mounted, 24" Damper, 2001 to 5000 CFM	3300 CFM	Loren Cook	180 ACEB	138SK68993-00/0002704	2024	1	Adequate	3	D3063		Roof
LBT2 / LBT2 - Bus Maintenance/Service Garage Building	Spun Aluminum Gravity Ventilator Intake/Relief	Roof or Wall-Mounted	24"	Loren Cook	24PR	138S499922000037010399	2012	1	Adequate	3	D3063		Roof
LBT2 / LBT2 - Bus Maintenance/Service Garage Building	Exhaust Fan	Roof or Wall-Mounted, 24" Damper, 2001 to 5000 CFM	24"		150ACEB	138S49850900058060398	2008	1	Adequate	3	D3063		Roof
LBT2 / LBT2 - Bus Maintenance/Service Garage Building	Exhaust Fan	Roof or Wall-Mounted, 12" Damper, 501 to 1000 CFM	No dataplate	Loren Cook	No dataplate	No dataplate		1	Adequate	3	D3063	EF-37	Service roof
LBT2 / LBT2 - Bus Maintenance/Service Garage Building	Exhaust Fan	Roof or Wall-Mounted, 24" Damper, 2001 to 5000 CFM	1/4HP	Loren Cook	150 ACEB	1362070340000050936138	2008	1	Adequate	3	D3063	EF-2	Fuel island roof
LBT2 / LBT2 - Bus Maintenance/Service Garage Building	Exhaust Fan	Roof or Wall-Mounted, 28" Damper, 5001 to 8500 CFM	1043 RPM	Loren Cook	225 ACEB	1389E80519-00/0029202	2013	1	Adequate	3	D3063		Training roof
LBT2 / LBT2 - Bus Maintenance/Service Garage Building	Spun Aluminum Gravity Ventilator Intake/Relief	Roof or Wall-Mounted	24"	Loren Cook	24PR	138S499922000007020398	2012	1	Adequate	3	D3063		Roof
LBT2 / LBT2 - Bus Maintenance/Service Garage Building	Exhaust Fan	Roof or Wall-Mounted, 28" Damper, 5001 to 8500 CFM	1043 RPM	Loren Cook	210 ACEB	138S497045000165030298	2008	1	Adequate	3	D3063	EF-32	Service roof
LBT2 / LBT2 - Bus Maintenance/Service Garage Building	Exhaust Fan	Roof or Wall-Mounted, 24" Damper, 2001 to 5000 CFM	1/4HP	Loren Cook	150 ACEB	138940850000058110306	2008	1	Adequate	3	D3063		Fuel island roof
LBT2 / LBT2 - Bus Maintenance/Service Garage Building	Exhaust Fan	Roof or Wall-Mounted, 12" Damper, 501 to 1000 CFM	No dataplate	Loren Cook	No dataplate	No dataplate		1	Adequate	3	D3063		Roof
LBT2 / LBT2 - Bus Maintenance/Service Garage Building	Exhaust Fan	Roof or Wall-Mounted, 24" Damper, 2001 to 5000 CFM	1/4HP	Loren Cook	150ACEB	138S498509000058010398	2008	1	Adequate	3	D3063		Fuel island roof
LBT2 / LBT2 - Bus Maintenance/Service Garage Building	Exhaust Fan	Roof or Wall-Mounted, 10" Damper, 50 to 500 CFM	No dataplate	Loren Cook	No dataplate	No dataplate	2008	1	Adequate	3	D3063		Roof
LBT2 / LBT2 - Bus Maintenance/Service Garage Building	Exhaust Fan	Roof or Wall-Mounted, 36"Damper, 8501 to 15000 CFM	9892 CFM	Loren Cook	300 ACEB	138S4885980200251020398	2008	1	Adequate	3	D3063		Roof
LBT2 / LBT2 - Bus Maintenance/Service Garage Building	Exhaust Fan	Roof or Wall-Mounted, 28" Damper, 5001 to 8500 CFM	1197 RPM	Loren Cook	210 ACRUB	1383L22886-00/0001801	2012	1	Adequate	3	D3063		Roof
LBT2 / LBT2 - Bus Maintenance/Service Garage Building	Exhaust Fan	Propeller, 1 HP Motor	14234 CFM	Greenheck	RAUMO-1L36-10-X	01C 16716	2001	1	Adequate	3	D3063	EF-3	Roof
LBT2 / LBT2 - Bus Maintenance/Service Garage Building	Fan	Centrifugal, 24" Diameter, 2001 to 5000 CFM	1500 CFM					1	Adequate	3	D3063		Main roof
LBT2 / LBT2 - Bus Maintenance/Service Garage Building	Exhaust Fan	Roof or Wall-Mounted, 16" Damper, 1001 to 2000 CFM	2000 CFM	Greenheck	GB-24-10X-047-5A	746588		1	Adequate	3	D3063		Roof
LBT2 / LBT2 - Bus Maintenance/Service Garage Building	Exhaust Fan	Roof or Wall-Mounted, 16" Damper, 1001 to 2000 CFM	1145 CFM	Loren Cook	120 C2B	94361000376 167973	2008	1	Adequate	3	D3063	EF-1	Roof
LBT2 / LBT2 - Bus Maintenance/Service Garage Building	Fan	Centrifugal, 12" Diameter, 100 to 1000 CFM	100 CFM	No dataplate	No dataplate	No dataplate	2013	3	Adequate	3	D3063		Roof
LBT2 / LBT2 - Bus Maintenance/Service Garage Building	Exhaust Fan	Roof or Wall-Mounted, 10" Damper, 50 to 500 CFM	No dataplate		No dataplate	No dataplate		3	Adequate	3	D3063		Roof

LONG BEACH TRANSIT

Fixed Asset Inventory

Building	Component	Attributes	Capacity	Manufacturer	Model	Serial	Dataplate_Yr	Quantity	Condition	Condition Rating	UF_Code	Asset_Tag	Location_Detail
LBT2 / LBT2 - Bus Maintenance/Service Garage Building	Generator	Diesel, 305 to 400 KW	400 KW	Caterpillar	C15	G6B15616	2009	1	Adequate	3	D5011		Site-Next to Site enterance
LBT2 / LBT2 - Bus Maintenance/Service Garage Building	Automatic Transfer Switch	ATS, 1600 AMP	1600 AMP	Asco	G03ATSB31600NGXC	2309652	2023	1	Adequate	3	D5017		Electrical room
LBT2 / LBT2 - Bus Maintenance/Service Garage Building	Switchboard	277/480 V, 1600 AMP	1600 AMP	Cutler-Hammer	NEMA-1	140025558	1998	1	Adequate	3	D5021		Electrical room
LBT2 / LBT2 - Bus Maintenance/Service Garage Building	Secondary Transformer	Dry, Stepdown	75 KVA	MGM Transformer Company	HT75A382SH	0905-3-10	2009	1	Adequate	3	D5021		Site-Building Rear elevation
LBT2 / LBT2 - Bus Maintenance/Service Garage Building	Secondary Transformer	Dry, Stepdown, 30 KVA		Inaccessible	Inaccessible	Inaccessible		1	Adequate	3	D5021		Garage
LBT2 / LBT2 - Bus Maintenance/Service Garage Building	Secondary Transformer	Dry, Stepdown, 30 KVA	30 KVA	Square D	30T3H	NA	1987	2	Adequate	3	D5021		Electrical room
LBT2 / LBT2 - Bus Maintenance/Service Garage Building	Secondary Transformer	Dry, Stepdown	30 KVA					2	Adequate	3	D5021		Throughout Building
LBT2 / LBT2 - Bus Maintenance/Service Garage Building	Secondary Transformer	Dry, Stepdown	45 KVA	Cutler-Hammer	V48M28T45CU	Inaccessible	1998	2	Adequate	3	D5021		Body Shop
LBT2 / LBT2 - Bus Maintenance/Service Garage Building	Motor Control Center	w/ Main Breaker, 600 AMP	600 AMP	Cutler-Hammer	HLA57007	Inaccessible	1998	1	Adequate	3	D5023	MCC-BE	Electrical room
LBT2 / LBT2 - Bus Maintenance/Service Garage Building	Motor Control Center	w/ Main Breaker, 600 AMP	600 AMP	Cutler-Hammer	HLA57007	Inaccessible	1998	1	Adequate	3	D5023	MCC-EF	Electrical room
LBT2 / LBT2 - Bus Maintenance/Service Garage Building	Fire Alarm Panel	Multiplex		Honeywell	NFW-50	NA	2009	1	Adequate	3	D7051	TVIC	Throughout building
LBT2 / LBT2 - Bus Maintenance/Service Garage Building	Laundry Equipment	Washer, Commercial, 31 to 50 LB	50 LB	Besteway	UT050NMTB	0109008287	2010	1	Adequate	3	E1033		Laundry room
LBT2 / LBT2 - Bus Maintenance/Service Garage Building	Service Sink	Sink, 3-Bowl						1	Adequate	3	E1038		Throughout
LBT2 / LBT2 - Bus Maintenance/Service Garage Building	Foodservice Equipment	Freezer, 2-Door Reach-In						1	Adequate	3	E1038		Breakroom
LBT2 / LBT2 - Bus Maintenance/Service Garage Building	Healthcare Equipment	Defibrillator (AED), Cabinet-Mounted						3	Adequate	3	E1042		Garage
LBT2 / LBT2 - Bus Maintenance/Service Garage Building	Pump	Gasoline Fuel Dispenser						4	Adequate	3	G3063		Site
LBT2 / LBT2 - Bus Maintenance/Service Garage Building	Uninterruptible Power Supply	UPS, 30 KVA	75 KVA	Eaton	9355	17945	2009	2	Adequate	3	D5012		Server room
LBT2 / Site	Storage Tank	Domestic Water, 7000 GAL						1	Adequate	3	D2011		Bus Wash
LBT2 / Site	Water Heater	Gas, Commercial (125 MBH), 75 to 99 GAL	75 GAL	Rheem	G75UN	RRGUM251315580	2013	1	Adequate	3	D2012		Laundry room
LBT2 / Site	Backflow Preventer	Domestic Water	1 IN					1	Adequate	3	D2014		Site
LBT2 / Site	Pump	Sump, 3 HP	3 HP	SSI Corp	5399	5100180381		1	Adequate	3	D2031		Site
LBT2 / Site	Air Compressor	Tank-Style, 25 HP	25 HP	Curtis	8E25	Illegible	2011	1	Adequate	3	D2061		Garage
LBT2 / Site	Pump	Fuel Oil, 5 HP						1	Adequate	3	D3013		Site
LBT2 / Site	Lubricant Storage Tank	Fuel 1000 GAL						1	Adequate	3	D3015		Site

LONG BEACH TRANSIT

Fixed Asset Inventory

Building	Component	Attributes	Capacity	Manufacturer	Model	Serial	Dataplate_Yr	Quantity	Condition	Condition Rating	UF_Code	Asset_Tag	Location_Detail
LBT2 / Site	Unit Heater	Electric, 11 to 20 KW	Inaccessible		Inaccessible	Inaccessible		6	Adequate	3	D3027		Throughout Building
LBT2 / Site	Pump	Distribution, Water, 4 to 5 HP	Illegible		Illegible	Illegible		1	Adequate	3	D3051		Bus Wash
LBT2 / Site	Fan Coil Unit	Hydronic Terminal, 801 to 1200 CFM	900 CFM	Inaccessible	Inaccessible	Inaccessible	2016	8	Adequate	3	D3055		Throughout building
LBT2 / Site	Blower Fan	Fan, 0.5 HP Motor, 5000 CFM						5	Adequate	3	D3063		Bus Wash
LBT2 / Site	Pump	Fire Suppression, 100 HP	100 HP	Peerless	Illegible	Illegible	2007	1	Adequate	3	D4011		Fire Pump Room
LBT2 / Site	Backflow Preventer	Fire Suppression, 6 IN	6 IN	Febco	Illegible	Illegible	2007	1	Adequate	3	D4011		Fire Pump Room
LBT2 / Site	Switchboard	277/480 V, 1600 AMP	1600 AMP	General Electric	DHC-2	ww-195	2013	1	Adequate	3	D5021		Site
LBT2 / Site	Switchboard	277/480 V, 4000 AMP	4000 AMP	General Electric	UL7N5253S	150760027-0010	2013	1	Adequate	3	D5021		Site
LBT2 / Site	Secondary Transformer	Dry, Stepdown, 30 KVA	30 KVA	General Electric	9T83B3872	1M0014393		1	Adequate	3	D5021		Site
LBT2 / Site	Motor Control Center	w/ Main Breaker, 800 AMP	800 AMP	Siemens	No dataplate	09-1454-38773-01	1987	1	Adequate	3	D5023	MCC A	Electrical room-penthouse
LBT2 / Site	Motor	Motor, Pump, 15 HP		Nidec Motor Corporation	FL43	UJ15P1DFP		1	Adequate	3	D5039		Site
LBT2 / Site	Vehicular Access Devices	Operator, Large Gate						2	Adequate	3	G2028		Parking enterance
LBT2 / Site	Pump	Gasoline Fuel Dispenser						4	Adequate	3	G3063		Throughout Building
LBT2 / Site	Storage Tank	Site Fuel, Underground, 4000 GAL						1	Adequate	3	G3064		Site Generator
LBT2 / Site	Storage Tank	Site Fuel, Underground, 20000 GAL						1	Adequate	3	G3064		Site Generator
LBT2 / Site	Storage Tank	Site Fuel, Underground, 20000 GAL						1	Adequate	3	G3064		Site Generator
LBT2 / Site	Storage Tank	Vehicle Fluids Underground, 1000 GAL						3	Adequate	3	G3064		Site Generator
LBT2 / Site	Generator	Diesel	125 KW	Caterpillar	D126-6	CAT00C66KN6D01520	2010	1	Adequate	3	D5011		Site General
LBTCO - Administration Office Building and Parking Lot	Air Compressor	Tank-Style, 50 HP	50 HP				2019	1	Good	4	D2061		Tire shop
LBTCO - Administration Office Building and Parking Lot	Exhaust Fan	Roof or Wall-Mounted, 12" Damper, 501 to 1000 CFM	750 CFM	Datyton	1MBF2	15466403 18 F	2018	1	Good	4	D3063		Roof
LBTCO - Administration Office Building and Parking Lot	Fire Extinguisher	Type ABC, up to 20 LB						4	Good	4	D4033		Throughout Building
LBTCO - Administration Office Building and Parking Lot	Elevator Controls	Automatic, 1 Car		MCE	M4000-AC-01	3322857	2013	1	Adequate	3	D1011		Elevator
LBTCO - Administration Office Building and Parking Lot	Passenger Elevator	Overhead Traction, 6-15 Floors, 2000 to 5000 LB	3500 LB	Standard	TMGL2-3550-HV-10mm-V45	21BV09162	2021	1	Adequate	3	D1011		Elevator
LBTCO - Administration Office Building and Parking Lot	Passenger Elevator	Overhead Traction, 6-15 Floors, 2000 to 5000 LB	3500 LB	Standard	TMGL2-3550-HV-10MM-V45	21BV00207	2021	1	Adequate	3	D1011		Elevator

LONG BEACH TRANSIT

Fixed Asset Inventory

Building	Component	Attributes	Capacity	Manufacturer	Model	Serial	Dataplate_Yr	Quantity	Condition	Condition Rating	UF_Code	Asset_Tag	Location_Detail
LBTCO - Administration Office Building and Parking Lot	Elevator Controls	Automatic, 1 Car		MCE	M4000-AC-01	3322861	2013	1	Adequate	3	D1011		Elevator
LBTCO - Administration Office Building and Parking Lot	Elevator Controls	Automatic, 1 Car		MCE	M4000-AC-01	3322849	2013	1	Adequate	3	D1011		Elevator
LBTCO - Administration Office Building and Parking Lot	Passenger Elevator	Overhead Traction, 6-15 Floors, 2000 to 5000 LB	3500 LB	Standard	TMGL2-3550-HV-10mm-V45	21BV00184	2021	1	Adequate	3	D1011		Elevator
LBTCO - Administration Office Building and Parking Lot	Passenger Elevator	Hydraulic, 2 Floors, 3000 to 4000 LB	3500 LB	ThyssenKrupp	No dataplate	No dataplate	1998	1	Adequate	3	D1011		Mechanical Room
LBTCO - Administration Office Building and Parking Lot	Elevator Controls	Automatic, 1 Car		ThyssenKrupp	Ascension 2000	No dataplate	1998	1	Adequate	3	D1011		Mechanical Room
LBTCO - Administration Office Building and Parking Lot	Storage Tank	Domestic Water, 1001 to 2500 GAL	2100 GAL	No dataplate	No dataplate	No dataplate	1987	1	Adequate	3	D2011		Site
LBTCO - Administration Office Building and Parking Lot	Storage Tank	Domestic Water, 501 to 1000 GAL	750 GAL	No dataplate	No dataplate	No dataplate	2016	1	Adequate	3	D2011		Chiller room
LBTCO - Administration Office Building and Parking Lot	Water Softener	Domestic Water, 100 GPM					2016	1	Adequate	3	D2012		Chiller room
LBTCO - Administration Office Building and Parking Lot	Water Heater	Electric, Commercial (36 kW)	91 GAL	A. O. Smith	DSE 100A	1350R000004	2013	1	Adequate	3	D2012		Fire riser - 1st floor
LBTCO - Administration Office Building and Parking Lot	Water Heater	Gas, Commercial (200 MBH), 100 to 199 GAL	100 GAL	A. O. Smith	BTL-199 200	2342136220268	2023	1	Adequate	3	D2012		Boiler room
LBTCO - Administration Office Building and Parking Lot	Pump	Circulation, Domestic Water, 0.5 HP	.5 HP				2003	1	Adequate	3	D2012		Boiler room
LBTCO - Administration Office Building and Parking Lot	Water Heater	Gas, Commercial (400 MBH)	390 MBH	A. O. Smith	BTL 400 104	9281130000	2013	1	Adequate	3	D2012		Utility Rooms/Areas
LBTCO - Administration Office Building and Parking Lot	Water Heater	Gas, Residential, 30 to 50 GAL	50 GAL	A.O. Smith	GUC-50 400	1643103744194	2016	1	Adequate	3	D2012		Bus Wash
LBTCO - Administration Office Building and Parking Lot	Backflow Preventer	Domestic Water	3 IN					1	Adequate	3	D2014		Site
LBTCO - Administration Office Building and Parking Lot	Backflow Preventer	Domestic Water, 3 IN	3 IN	Febco	Illegible	Illegible	2017	1	Adequate	3	D2014		Site
LBTCO - Administration Office Building and Parking Lot	Supplemental Components	Compressed Air Dryer, Process Support, 100 CFM	100 CFM	Johnson Controls	No dataplate	No dataplate	2007	1	Adequate	3	D2061		Air handler-penthouse
LBTCO - Administration Office Building and Parking Lot	Boiler	Gas, HVAC, 1001 to 2000 MBH	1535 MBH	Raypak	H9-1532A	0512244935	2005	1	Adequate	3	D3021		Boiler room
LBTCO - Administration Office Building and Parking Lot	Boiler	Gas, HVAC, 2001 to 2500 MBH	2450 MBH	Bryant	L 36 W WT FI	61527	1985	1	Adequate	3	D3021		Mechanical Room 1
LBTCO - Administration Office Building and Parking Lot	Boiler Supplemental Components	Expansion Tank, 61 to 100 GAL	80 GAL	Illegible	Illegible	Illegible	2016	1	Adequate	3	D3029		Boiler room
LBTCO - Administration Office Building and Parking Lot	Cooling Tower	(Typical) Open Circuit, 301 to 500 TON	400 TON	Evapco	Illegible	Illegible	2016	1	Adequate	3	D3031	CT 1	Roof
LBTCO - Administration Office Building and Parking Lot	Chiller	Water-Cooled	250 TON	Smardt	SWA095-2HG06-F3HHHA-F2AVHA-0N0	FF0010L102Q1921	2016	1	Adequate	3	D3031	CH 2	Chiller room
LBTCO - Administration Office Building and Parking Lot	Cooling Tower	(Typical) Open Circuit, 301 to 500 TON	400 TON	Evapco	Illegible	Illegible	2016	1	Adequate	3	D3031	CT 2	Roof
LBTCO - Administration Office Building and Parking Lot	Chiller	Water-Cooled	250 TON	Smardt	SWA095-2MG06-F3HHHA-F2AVHA-0N0	FF0010L102Q1922	2016	1	Adequate	3	D3031	CH 1	Chiller room
LBTCO - Administration Office Building and Parking Lot	Split System	Fan Coil Unit	2 TON	Carrier	FB4CNP024	3616A68509	2016	1	Adequate	3	D3037		IT Room

LONG BEACH TRANSIT

Fixed Asset Inventory

Building	Component	Attributes	Capacity	Manufacturer	Model	Serial	Dataplate_Yr	Quantity	Condition	Condition Rating	UF_Code	Asset_Tag	Location_Detail
LBTCO - Administration Office Building and Parking Lot	Split System Ductless	Single Zone, Condenser & Evaporator, 1.5 to 2 TON	2 TON	Fujitsu	AOU24RGLX	UPS001193	2011	1	Adequate	3	D3037		Roof
LBTCO - Administration Office Building and Parking Lot	Split System Ductless	Single Zone	1 TON	Fujitsu	AOU12RL2	EYN 068761	2006	1	Adequate	3	D3037		Roof
LBTCO - Administration Office Building and Parking Lot	Split System Ductless	Single Zone, Condenser & Evaporator, 1.5 to 2 TON	2 TON	Fujitsu	AOU24RGLX	UPS001197	2011	1	Adequate	3	D3037		Roof
LBTCO - Administration Office Building and Parking Lot	Split System Ductless	Single Zone, Condenser & Evaporator, 1.5 to 2 TON	2 TON	Fujitsu	AOU24RGLX	USP001196	2011	1	Adequate	3	D3037		Roof
LBTCO - Administration Office Building and Parking Lot	Split System	Condensing Unit/Heat Pump, 2 TON	2 TON	Carrier	24AAA524A030011	3316E34398	2016	1	Adequate	3	D3037		Roof
LBTCO - Administration Office Building and Parking Lot	Split System	Condensing Unit/Heat Pump, 4 TON	Illegible	Illegible	Illegible	Illegible	2013	1	Adequate	3	D3037		Roof
LBTCO - Administration Office Building and Parking Lot	Pump	Distribution, HVAC Chilled or Condenser Water, 16 to 25 HP	25 HP	Armor	4630	798968	2016	1	Adequate	3	D3051	CWP 2	Chiller room
LBTCO - Administration Office Building and Parking Lot	Pump	Distribution, HVAC Chilled or Condenser Water, 4 to 5 HP	5 HP	IMO	Ace	162250	2016	1	Adequate	3	D3051		Roof
LBTCO - Administration Office Building and Parking Lot	Pump	Distribution, HVAC Chilled or Condenser Water, 11 to 15 HP	15 HP	WEG	015180T3E254T-SG	1030173489	2016	1	Adequate	3	D3051	CHWP 2	Chiller room
LBTCO - Administration Office Building and Parking Lot	Pump	Distribution, HVAC Chilled or Condenser Water, 11 to 15 HP	15 HP	WEG	015180T3E254T-SG	1030173490	2016	1	Adequate	3	D3051	CHWP 1	Chiller room
LBTCO - Administration Office Building and Parking Lot	Pump	Distribution, HVAC Chilled or Condenser Water, 16 to 25 HP	25 HP	Armstrong	4030	798967	2016	1	Adequate	3	D3051	CWP 1	Chiller room
LBTCO - Administration Office Building and Parking Lot	Pump	Distribution, HVAC Heating Water	7.5 HP	Baldor Reliance	M3311T	F0509304579		1	Adequate	3	D3051		Boiler Room
LBTCO - Administration Office Building and Parking Lot	Pump	Distribution, HVAC Heating Water	2 HP	Baldor Reliance	M3311T	F0509304554		1	Adequate	3	D3051		Boiler Room
LBTCO - Administration Office Building and Parking Lot	Packaged Unit	RTU, Pad or Roof-Mounted	2.5 TON	Carrier	50VT-C30---30TP	2516G01933	2016	1	Adequate	3	D3055		Roof
LBTCO - Administration Office Building and Parking Lot	Packaged Unit	RTU, Pad or Roof-Mounted	7.5 TON	Carrier	50HJQ008---621	0606611737	2006	1	Adequate	3	D3055		Roof
LBTCO - Administration Office Building and Parking Lot	Make-Up Air Unit	MUA or MAU, 2000 to 6000 CFM	No dataplate	Reznor	No dataplate	No dataplate	2016	1	Adequate	3	D3055	H-2	Roof
LBTCO - Administration Office Building and Parking Lot	Exhaust Fan	Roof or Wall-Mounted, 12" Damper, 501 to 1000 CFM	No dataplate	No dataplate	No dataplate	No dataplate		1	Adequate	3	D3063	3C	Roof
LBTCO - Administration Office Building and Parking Lot	Exhaust Fan	Roof or Wall-Mounted, 28" Damper, 5001 to 8500 CFM	5821 CFM	Loren Cook	210ACRUB	136SF 333876-00/0001701	2012	1	Adequate	3	D3063	EF-2	Roof
LBTCO - Administration Office Building and Parking Lot	Exhaust Fan	Roof or Wall-Mounted, 24" Damper, 2001 to 5000 CFM	3300 CFM	Loren Cook	180 ACEB	138S497045000141070898	2008	1	Adequate	3	D3063	EF-34	Roof
LBTCO - Administration Office Building and Parking Lot	Backflow Preventer	Fire Suppression	6 IN					1	Adequate	3	D4011		Site
LBTCO - Administration Office Building and Parking Lot	Pump	Fire Suppression, 10 HP	10 HP	Grundfos	A96083193P112440293	0293	2007	1	Adequate	3	D4011		Fire Pump Room
LBTCO - Administration Office Building and Parking Lot	Uninterruptible Power Supply	UPS, 30 KVA	30 KVA	Nationwide Power	9355- 30 KVA	29684701	2001	1	Adequate	3	D5012		IT Room
LBTCO - Administration Office Building and Parking Lot	Automatic Transfer Switch	ATS, 1600 AMP	1600 AMP	Schneider Electric	G3ADTSB31600NGXC	2309671-001WE	2023	1	Adequate	3	D5017		Electrical room
LBTCO - Administration Office Building and Parking Lot	Automatic Transfer Switch	ATS, 200 AMP	200 AMP	GE	No dataplate	No dataplate	1987	1	Adequate	3	D5017	ATS 1	Electrical room

LONG BEACH TRANSIT

Fixed Asset Inventory

Building	Component	Attributes	Capacity	Manufacturer	Model	Serial	Dataplate_Yr	Quantity	Condition	Condition Rating	UF_Code	Asset_Tag	Location_Detail
LBTCO - Administration Office Building and Parking Lot	Switchboard	120/208 V, 800 AMP	800 AMP	Cutler-Hammer	Inaccessible	Inaccessible	1996	1	Adequate	3	D5021		Electrical closet
LBTCO - Administration Office Building and Parking Lot	Switchboard	277/480 V	1600 AMP		6101-386785		1993	1	Adequate	3	D5021		
LBTCO - Administration Office Building and Parking Lot	Switchboard	277/480 V, 1600 AMP	1600 AMP	Culer Hammer	MP2P5	5F9844770A	1998	1	Adequate	3	D5021		Electrical room
LBTCO - Administration Office Building and Parking Lot	Secondary Transformer	Dry, Stepdown	75 KVA	Challenger	38N	752-415	1993	1	Adequate	3	D5021		Electrical room
LBTCO - Administration Office Building and Parking Lot	Secondary Transformer	Dry, Stepdown	75 KVA	Challenger	752-445-M0D.5	J9612663	1996	1	Adequate	3	D5021		Building Exterior-Electrical Room
LBTCO - Administration Office Building and Parking Lot	Secondary Transformer	Dry, Stepdown	45 KVA	GE	9T23B3873	NA		1	Adequate	3	D5021	TR 3LB	3rd floor
LBTCO - Administration Office Building and Parking Lot	Switchboard	120/208 V	400 AMP	ITE Electric	CDP 6	60-61180-3		1	Adequate	3	D5021		Electrical Room - 1st Floor
LBTCO - Administration Office Building and Parking Lot	Secondary Transformer	Dry, Stepdown	30 KVA	Eaton	V48M28T30K	J02M00387	2002	1	Adequate	3	D5021	T 4	Board room storage
LBTCO - Administration Office Building and Parking Lot	Secondary Transformer	Dry, Stepdown	45 KVA	GE	9T23B3873	NA		1	Adequate	3	D5021	TR 5LC	5th floor
LBTCO - Administration Office Building and Parking Lot	Secondary Transformer	Dry, Stepdown	500 KVA	ITE Electric	3F3Y500	NA		1	Adequate	3	D5021	:ANSFORMER	Electrical room-penthouse
LBTCO - Administration Office Building and Parking Lot	Secondary Transformer	Dry, Stepdown	45 KVA	GE	9T23B3873	NA		1	Adequate	3	D5021	TR 6LB	6th floor
LBTCO - Administration Office Building and Parking Lot	Secondary Transformer	Dry, Stepdown	45 KVA	Federal Pacific	36 B	NA		1	Adequate	3	D5021	TR 4LB	4th floor
LBTCO - Administration Office Building and Parking Lot	Distribution Panel	120/240 V, 400 AMP	400 AMP	General Electric	ADF3424TB	162DDD59113		1	Adequate	3	D5023		Bus Wash
LBTCO - Administration Office Building and Parking Lot	Distribution Panel	277/480 V, 400 AMP	400 AMP	Cutler-Hammer	PRL3A	HLA57007	1998	1	Adequate	3	D5023		Electrical room
LBTCO - Administration Office Building and Parking Lot	Distribution Panel	120/208 V	225 AMP	Challenger	PM1	5158C03G04	1996	1	Adequate	3	D5023	PPA	Electrical Room
LBTCO - Administration Office Building and Parking Lot	Variable Frequency Drive	VFD, by HP of Motor, 15 HP	15 HP	ABB	ACH550-PCR-023A-4+B055	2161203674	2016	1	Adequate	3	D5039		Chiller room
LBTCO - Administration Office Building and Parking Lot	Variable Frequency Drive	VFD, by HP of Motor, 5 HP	5 HP	ABB	ACS550-U1-08A8-4+P918	2092800431	2013	1	Adequate	3	D5039	DWP 1	2nd floor pump room
LBTCO - Administration Office Building and Parking Lot	Variable Frequency Drive	VFD, by HP of Motor	30 HP	ABB	ACH550-PCR-045A-4+B055	2161203626	2016	1	Adequate	3	D5039		Chiller room
LBTCO - Administration Office Building and Parking Lot	Variable Frequency Drive	VFD, by HP of Motor, 125 HP	125 HP	Toshiba	VT138E3U412K	011004227	2011	1	Adequate	3	D5039	SF1A	Air handler-penthouse
LBTCO - Administration Office Building and Parking Lot	Variable Frequency Drive	VFD, by HP of Motor, 25 HP	25 HP	ABB	No dataplate	No dataplate	2016	1	Adequate	3	D5039		Roof
LBTCO - Administration Office Building and Parking Lot	Variable Frequency Drive	VFD, by HP of Motor, 40 HP	40 HP	Toshiba	VT130E3U4400	011005597	2011	1	Adequate	3	D5039	RF1A	Air handler-penthouse
LBTCO - Administration Office Building and Parking Lot	Variable Frequency Drive	VFD, by HP of Motor	30 HP	ABB	ACH550-PCR-045A-4+B055	2161203614	2016	1	Adequate	3	D5039		Chiller room
LBTCO - Administration Office Building and Parking Lot	Variable Frequency Drive	VFD, by HP of Motor	5 HP	ABB	ACS550-U1-08A8-4+P918	2082802818	2008	1	Adequate	3	D5039	DWP 2	2nd floor pump room
LBTCO - Administration Office Building and Parking Lot	Variable Frequency Drive	VFD, by HP of Motor, 15 HP	15 HP	ABB	ACH550-PCR-023A-4+B055	Illegible	2016	1	Adequate	3	D5039		Chiller room

LONG BEACH TRANSIT

Fixed Asset Inventory

Building	Component	Attributes	Capacity	Manufacturer	Model	Serial	Dataplate_Yr	Quantity	Condition	Condition Rating	UF_Code	Asset_Tag	Location_Detail
LBTCO - Administration Office Building and Parking Lot	Variable Frequency Drive	VFD, by HP of Motor, 25 HP	25 HP	ABB	No dataplate	No dataplate	2016	1	Adequate	3	D5039		Roof
LBTCO - Administration Office Building and Parking Lot	Fire Alarm Panel	Multiplex						1	Adequate	3	D7051		Garage
LBTCO - Administration Office Building and Parking Lot	Fire Alarm Panel	Fully Addressable						1	Adequate	3	D7051		Throughout building
LBTCO - Administration Office Building and Parking Lot	Backflow Preventer	Fire Suppression, 3 IN						1	Adequate	3	D4011		Site
LBTCO - Administration Office Building and Parking Lot	Backflow Preventer	Fire Suppression	4 INCH					1	Adequate	3	D4011		Site -Building Rear elevation
LBTCO - Administration Office Building and Parking Lot	Generator	Diesel	1000 KW	Caterpillar	G3512	E2600121	2009	1	Adequate	3	D5011		Site General
LBTCO - Administration Office Building and Parking Lot	Automatic Transfer Switch	ATS, 800 AMP	800 AMP	Asco	H03AUSB30800NGXC	2309653	2023	1	Adequate	3	D5017		Electrical room
LBTCO - Administration Office Building and Parking Lot	Secondary Transformer	Dry, Stepdown, 30 KVA	30 KVA	Cutler-Hammer	V48M28T30CU	V30012	1998	1	Adequate	3	D5021		Bus Wash
LBTCO - Administration Office Building and Parking Lot	Switchboard	277/480 V, 3000 AMP	3000 AMP	General Electric	3R	178SB14220E01	2012	1	Adequate	3	D5021		Site
LBTCO - Administration Office Building and Parking Lot	Secondary Transformer	Dry, Stepdown, 25 KVA	25 KVA	General Electric	T20P11S25EE	J12A01224	2012	1	Adequate	3	D5021		Site
LBTCO - Administration Office Building and Parking Lot	Secondary Transformer	Dry, Stepdown	75 KVA	Cutler-Hammer	V48M28T75CU	30-17645	1998	1	Adequate	3	D5021		Electrical Room
TVIC (Transit Visitor's Information Center)	Water Heater	Electric, Residential	6 GAL	Rheem	EGSP6	L1008RR0908611023	2009	1	Adequate	3	D2012		Utility closet
TVIC (Transit Visitor's Information Center)	Water Heater	Electric, Commercial (12 kW)	30 GAL				2020	1	Adequate	3	D2012		Utility closet
TVIC (Transit Visitor's Information Center)	Air Handler	Interior AHU, Easy/Moderate Access, 65001 to 100000 CFM	6600 CFM	Joy	54-26-1770CHV	SF 55256		1	Adequate	3	D3055	SF 1B	Air handler-penthouse
TVIC (Transit Visitor's Information Center)	Packaged Unit	RTU, Pad or Roof-Mounted	3 TON	Carrier	48HJM004---641	0608G10401	2008	1	Adequate	3	D3055	AC- 4	Roof
TVIC (Transit Visitor's Information Center)	Packaged Unit	RTU, Pad or Roof-Mounted	10 TON	Carrier	OHJD012---671	2607G11884	2008	1	Adequate	3	D3055	AC- 3	Roof
TVIC (Transit Visitor's Information Center)	Packaged Unit	RTU, Pad or Roof-Mounted, 6 to 7.5 TON	6 TON	Carrier	48MJ0007---651	2808G10327	2008	1	Adequate	3	D3055	AC-5	Roof
TVIC (Transit Visitor's Information Center)	Distribution Panel	277/480 V	250 AMP	Cutler-Hammer	PRL4B	HLA57007 035	1998	1	Adequate	3	D5023		Electrical room
TVIC (Transit Visitor's Information Center)	Fire Alarm Panel	Multiplex		Fire Watch	411UDAC	NA	2013	1	Adequate	3	D7051		Data processing - 1st floor

Appendix D:
Building TERM Ratings

TERM Rating Calculation Sheet - LBT1 - Administrative Office and Bus Maintenance

Facility	Primary Level	Secondary Level	Uniformat Code	Component Detail	Location Description	TERM ID	Inspection Assigned TERM Scale Rating	Condition	Quantity	Unit	Unit Cost	Replacement Total Cost (2025 Dollars)	Rating Num x Replacement Cost	Primary Level Replacement Cost	Primary Level Calculated Rating	Primary Level FTA Rounded Rating	Facility Replacement Cost	Facility Calculated Rating	Facility FTA Rounded Rating
LBT1 - Administrative Offices and Bus Maintenance	Substructure	Foundation System	A1011	Concrete or CMU Walls w/ Continuous Footings	Throughout	3372095	3	Adequate	1,155	LF	$ 131.76	$ 152,182.80	$ 456,548.40	$3,841,183	3.00	3	$15,954,120	3.01	3
LBT1 - Administrative Offices and Bus Maintenance	Substructure	Structural Framing	B1011	Steel Columns & Beams	Throughout	3372097	3	Adequate	40,000	SF	$ 38.43	$ 1,537,200.00	$ 4,611,600.00						
LBT1 - Administrative Offices and Bus Maintenance	Substructure	Structural Framing	B1011	Masonry (CMU) Bearing Walls	Throughout	3372098	3	Adequate	20,000	SF	$ 30.74	$ 614,800.00	$ 1,844,400.00						
LBT1 - Administrative Offices and Bus Maintenance	Substructure	Roof Structure	B1021	Flat, Metal Deck Over Bar Joists	Throughout	3372096	3	Adequate	50,000	SF	$ 30.74	$ 1,537,000.00	$ 4,611,000.00						
LBT1 - Administrative Offices and Bus Maintenance	Shell	Glazing	B2020	Glazing, any type by SF, Replace	Building exterior	52410	3	Adequate	2,000	SF	$ 81.53	$ 163,060.00	$ 489,180.00	$1,037,912	3.00	3			
LBT1 - Administrative Offices and Bus Maintenance	Shell	Exterior Door	B2050	Exterior Door, Aluminum-Framed & Glazed, Standard Swing, Replace	Building exterior	19552	3	Adequate	2	EA	$ 1,926.99	$ 3,853.98	$ 11,561.94						
LBT1 - Administrative Offices and Bus Maintenance	Shell	Exterior Door	B2050	Exterior Door, Steel, Standard, Replace	Building exterior	19581	3	Adequate	4	EA	$ 889.38	$ 3,557.52	$ 10,672.56						
LBT1 - Administrative Offices and Bus Maintenance	Shell	Overhead/Dock Door	B2050	Overhead/Dock Door, Steel, 12'x12' (144 SF), Replace	Work floor	19637	3	Adequate	1	EA	$ 4,743.36	$ 4,743.36	$ 14,230.08						
LBT1 - Administrative Offices and Bus Maintenance	Shell	Overhead/Dock Door	B2050	Overhead/Dock Door, Aluminum, 12'x12' (144 SF), Replace	Garage	19614	3	Adequate	1	EA	$ 6,522.12	$ 6,522.12	$ 19,566.36						
LBT1 - Administrative Offices and Bus Maintenance	Shell	Overhead/Dock Door	B2050	Overhead/Dock Door, Steel, 20'x20' (400 SF), Replace	Work floor	19649	3	Adequate	3	EA	$ 13,340.70	$ 40,022.10	$ 120,066.30						
LBT1 - Administrative Offices and Bus Maintenance	Shell	Roofing	B3010	Roofing, Modified Bitumen, Replace	Roof	19727	3	Adequate	50,000	SF	$ 14.82	$ 741,000.00	$ 2,223,000.00						
LBT1 - Administrative Offices and Bus Maintenance	Shell	Roof Skylight	B3060	Roof Skylight, per unit, up to 20 SF, Replace	Roof	19774	3	Adequate	39	EA	$ 1,926.99	$ 75,152.61	$ 225,457.83						
LBT1 - Administrative Offices and Bus Maintenance	Interiors	Interior Door	C1030	Interior Door, Wood, Solid-Core, Replace	Office	19856	3	Adequate	43	EA	$ 1,037.61	$ 44,617.23	$ 133,851.69	$1,692,562	3.05	3			
LBT1 - Administrative Offices and Bus Maintenance	Interiors	Interior Door	C1030	Interior Door, Steel, Standard, Replace	Throughout building	19809	3	Adequate	53	EA	$ 889.38	$ 47,137.14	$ 141,411.42						
LBT1 - Administrative Offices and Bus Maintenance	Interiors	Door Hardware	C1030	Door Hardware, Office, per Door, Replace	Throughout	26668	3	Adequate	100	EA	$ 518.81	$ 51,881.00	$ 155,643.00						
LBT1 - Administrative Offices and Bus Maintenance	Interiors	Suspended Ceilings	C1070	Suspended Ceilings, Acoustical Tile (ACT), Replace	Throughout	20151	3	Adequate	15,000	SF	$ 5.19	$ 77,850.00	$ 233,550.00						
LBT1 - Administrative Offices and Bus Maintenance	Interiors	Toilet Partitions	C1090	Toilet Partitions, Plastic/Laminate, Replace	Restrooms	30258	4	Good	10	EA	$ 1,111.73	$ 11,117.30	$ 44,469.20						
LBT1 - Administrative Offices and Bus Maintenance	Interiors	Toilet Partitions	C1090	Toilet Partitions, Metal, Replace	Restrooms	19867	4	Good	5	EA	$ 1,259.96	$ 6,299.80	$ 25,199.20						
LBT1 - Administrative Offices and Bus Maintenance	Interiors	Wall Finishes	C2010	Wall Finishes, Ceramic Tile, Replace	Restrooms	19946	3	Adequate	2,000	SF	$ 26.68	$ 53,360.00	$ 160,080.00						
LBT1 - Administrative Offices and Bus Maintenance	Interiors	Wall Finishes	C2010	Wall Finishes, Wallpaper, Replace	Throughout	20010	3	Adequate	20,000	SF	$ 3.26	$ 65,200.00	$ 195,600.00						
LBT1 - Administrative Offices and Bus Maintenance	Interiors	Wall Finishes	C2010	Wall Finishes, any surface, Prep & Paint	Throughout building	26647	3	Adequate	110,000	SF	$ 2.22	$ 244,200.00	$ 732,600.00						
LBT1 - Administrative Offices and Bus Maintenance	Interiors	Flooring	C2030	Flooring, any surface, w/ Epoxy Coating, Prep & Paint	Throughout building	20032	3	Adequate	40,000	SF	$ 17.79	$ 711,600.00	$ 2,134,800.00						
LBT1 - Administrative Offices and Bus Maintenance	Interiors	Flooring	C2030	Flooring, Ceramic Tile, Replace	Restrooms	20037	3	Adequate	2,000	SF	$ 26.68	$ 53,360.00	$ 160,080.00						
LBT1 - Administrative Offices and Bus Maintenance	Interiors	Flooring	C2030	Flooring, Vinyl Tile (VCT), Replace	Throughout	20068	3	Adequate	2,000	SF	$ 7.41	$ 14,820.00	$ 44,460.00						
LBT1 - Administrative Offices and Bus Maintenance	Interiors	Flooring	C2030	Flooring, Luxury Vinyl Tile (LVT), Replace	Throughout	35433	4	Good	6,000	SF	$ 11.12	$ 66,720.00	$ 266,880.00						
LBT1 - Administrative Offices and Bus Maintenance	Interiors	Flooring	C2030	Flooring, Carpet, Commercial Standard, Replace	Second floor	20085	3	Adequate	10,000	SF	$ 11.12	$ 111,200.00	$ 333,600.00						

TERM Rating Calculation Sheet - LBT1 - Administrative Office and Bus Maintenance

Facility	Primary Level	Secondary Level	Uniformat Code	Component Detail	Location Description	TERM ID	Inspection Assigned TERM Scale Rating	Condition	Quantity	Unit	Unit Cost	Replacement Total Cost (2025 Dollars)	Rating Num x Replacement Cost	Primary Level Replacement Cost	Primary Level Calculated Rating	Primary Level FTA Rounded Rating	Facility Replacement Cost	Facility Calculated Rating	Facility FTA Rounded Rating
LBT1 - Administrative Offices and Bus Maintenance	Interiors	Ceiling Finishes	C2050	Ceiling Finishes, any flat surface, Prep & Paint	Throughout building	20098	3	Adequate	45,000	SF	$ 2.96	$ 133,200.00	$ 399,600.00						
LBT1 - Administrative Offices and Bus Maintenance	Conveyance	Elevator Cab Finishes	D1010	Elevator Cab Finishes, High-End, Replace	LBT1 - Administrative Offices and Bus Maintenance	26772	3	Adequate	1	EA	$ 23,716.80	$ 23,716.80	$ 71,150.40	$145,265	3.00	3			
LBT1 - Administrative Offices and Bus Maintenance	Conveyance	Elevator Controls	D1010	Elevator Controls, Automatic, 1 Car, Replace	Mechanical Room	30218	3	Adequate	1	EA	$ 7,411.50	$ 7,411.50	$ 22,234.50						
LBT1 - Administrative Offices and Bus Maintenance	Conveyance	Passenger Elevator	D1010	Passenger Elevator, Hydraulic, 2 Floors, Renovate	Mechanical Room	20190	3	Adequate	1	EA	$ 88,938.00	$ 88,938.00	$ 266,814.00						
LBT1 - Administrative Offices and Bus Maintenance	Conveyance	Crane	D1050	Crane, 2 Ton, Replace	Shop	35670	3	Adequate	1	EA	$ 14,823.00	$ 14,823.00	$ 44,469.00						
LBT1 - Administrative Offices and Bus Maintenance	Conveyance	Crane	D1050	Crane, 1 Ton, Replace	Bus Maintence	28029	3	Adequate	1	EA	$ 10,376.10	$ 10,376.10	$ 31,128.30						
LBT1 - Administrative Offices and Bus Maintenance	Plumbing	Water Heater	D2010	Water Heater, Gas, Commercial (125 MBH), 75 to 99 GAL, Replace	Mechanical Room 2	20588	3	Adequate	1	EA	$ 18,380.52	$ 18,380.52	$ 55,141.56	$1,377,434	3.00	3			
LBT1 - Administrative Offices and Bus Maintenance	Plumbing	Plumbing System	D2010	Plumbing System, Supply & Sanitary, Medium Density (excludes fixtures), Replace	Throughout	20619	3	Adequate	60,000	SF	$ 17.91	$ 1,074,600.00	$ 3,223,800.00						
LBT1 - Administrative Offices and Bus Maintenance	Plumbing	Toilet	D2010	Toilet, Commercial Water Closet, Replace	Restrooms	20225	3	Adequate	11	EA	$ 1,926.99	$ 21,196.89	$ 63,590.67						
LBT1 - Administrative Offices and Bus Maintenance	Plumbing	Urinal	D2010	Urinal, Standard, Replace	Restrooms	20229	3	Adequate	5	EA	$ 1,630.53	$ 8,152.65	$ 24,457.95						
LBT1 - Administrative Offices and Bus Maintenance	Plumbing	Sink/Lavatory	D2010	Sink/Lavatory, Trough Style, Replace	Restrooms	26838	3	Adequate	8	EA	$ 3,705.75	$ 29,646.00	$ 88,938.00						
LBT1 - Administrative Offices and Bus Maintenance	Plumbing	Emergency Plumbing Fixtures	D2010	Emergency Plumbing Fixtures, Eye Wash, Replace	Throughout	20285	3	Adequate	1	EA	$ 2,223.45	$ 2,223.45	$ 6,670.35						
LBT1 - Administrative Offices and Bus Maintenance	Plumbing	Drinking Fountain	D2010	Drinking Fountain, Wall-Mounted, Bi-Level, Replace	Throughout	24921	4	Good	2	EA	$ 2,223.45	$ 4,446.90	$ 17,787.60						
LBT1 - Administrative Offices and Bus Maintenance	Plumbing	Boiler	D3020	Boiler, Gas, HVAC, 2001 to 2500 MBH, Replace	Mechanical Room 1	20866	3	Adequate	1	EA	$ 89,530.92	$ 89,530.92	$ 268,592.76						
LBT1 - Administrative Offices and Bus Maintenance	Plumbing	Infrared Heater	D3020	Infrared Heater, Gas-Fired Tubular, 20 LF, 80 MBH, Replace	Work floor	25064	3	Adequate	6	EA	$ 5,632.74	$ 33,796.44	$ 101,389.32						
LBT1 - Administrative Offices and Bus Maintenance	Plumbing	Split System	D3030	Split System, Condensing Unit/Heat Pump, 4 TON, Replace	Roof	21395	3	Adequate	1	EA	$ 7,707.96	$ 7,707.96	$ 23,123.88						
LBT1 - Administrative Offices and Bus Maintenance	Plumbing	ir-Cooled Condensing Unit Scroll compresso	D3030	Air-Cooled Condensing Unit Scroll compressors, Air-Cooled Condensing Unit, Replace	Roof	21406	3	Adequate	1	EA	$ 66,703.50	$ 66,703.50	$ 200,110.50						
LBT1 - Administrative Offices and Bus Maintenance	Plumbing	Split System	D3030	Split System, Fan Coil Unit, Replace	IT Room	21537	3	Adequate	1	EA	$ 6,818.58	$ 6,818.58	$ 20,455.74						
LBT1 - Administrative Offices and Bus Maintenance	Plumbing	Split System Ductless	D3030	Split System Ductless, Single Zone, Condenser & Evaporator, 1.5 to 2 TON, Replace	Roof	21418	3	Adequate	1	EA	$ 7,115.04	$ 7,115.04	$ 21,345.12						
LBT1 - Administrative Offices and Bus Maintenance	Plumbing	Split System Ductless	D3030	Split System Ductless, Single Zone, Condenser & Evaporator, 1.5 to 2 TON, Replace	Roof	21418	3	Adequate	1	EA	$ 7,115.04	$ 7,115.04	$ 21,345.12						
LBT1 - Administrative Offices and Bus Maintenance	HVAC	Split System Ductless	D3030	Split System Ductless, Single Zone, Condenser & Evaporator, 1.5 to 2 TON, Replace	Roof	21418	3	Adequate	1	EA	$ 7,115.04	$ 7,115.04	$ 21,345.12	$1,133,762	3.00	3			
LBT1 - Administrative Offices and Bus Maintenance	HVAC	Split System	D3030	Split System, Fan Coil Unit, Replace	IT Room	21537	3	Adequate	1	EA	$ 6,818.58	$ 6,818.58	$ 20,455.74						
LBT1 - Administrative Offices and Bus Maintenance	HVAC	Split System Ductless	D3030	Split System Ductless, Single Zone, Condenser & Evaporator, 1.5 to 2 TON, Replace	Roof	21418	3	Adequate	1	EA	$ 7,115.04	$ 7,115.04	$ 21,345.12						
LBT1 - Administrative Offices and Bus Maintenance	HVAC	Computer Room AC Unit	D3030	Computer Room AC Unit, Air-Cooled, Condenser & CRAC Cabinet, 4 to 5 TON, Replace	Roof	22184	3	Adequate	1	EA	$ 53,362.80	$ 53,362.80	$ 160,088.40						
LBT1 - Administrative Offices and Bus Maintenance	HVAC	Split System	D3030	Split System, Condensing Unit/Heat Pump, 2 TON, Replace	Roof	21391	3	Adequate	1	EA	$ 5,039.82	$ 5,039.82	$ 15,119.46						
LBT1 - Administrative Offices and Bus Maintenance	HVAC	Split System	D3030	Split System, Condensing Unit/Heat Pump, 3 TON, Replace	Roof	21393	3	Adequate	1	EA	$ 5,929.20	$ 5,929.20	$ 17,787.60						

TERM Rating Calculation Sheet - LBT1 - Administrative Office and Bus Maintenance

Facility	Primary Level	Secondary Level	Uniformat Code	Component Detail	Location Description	TERM ID	Inspection Assigned TERM Scale Rating	Condition	Quantity	Unit	Unit Cost	Replacement Total Cost (2025 Dollars)	Rating Num x Replacement Cost	Primary Level Replacement Cost	Primary Level Calculated Rating	Primary Level FTA Rounded Rating	Facility Replacement Cost	Facility Calculated Rating	Facility FTA Rounded Rating
LBT1 - Administrative Offices and Bus Maintenance	HVAC	Split System	D3030	Split System, Fan Coil Unit, Replace	IT Room	21535	3	Adequate	1	EA	$ 4,446.90	$ 4,446.90	$ 13,340.70						
LBT1 - Administrative Offices and Bus Maintenance	HVAC	Packaged Unit	D3050	Packaged Unit, RTU, Pad or Roof-Mounted, Replace	Roof	22319	3	Adequate	1	EA	$ 16,305.30	$ 16,305.30	$ 48,915.90						
LBT1 - Administrative Offices and Bus Maintenance	HVAC	Packaged Unit	D3050	Packaged Unit, RTU, Pad or Roof-Mounted, Replace	Roof	22318	3	Adequate	1	EA	$ 13,340.70	$ 13,340.70	$ 40,022.10						
LBT1 - Administrative Offices and Bus Maintenance	HVAC	Packaged Unit	D3050	Packaged Unit, RTU, Pad or Roof-Mounted, Replace	Roof	22316	3	Adequate	1	EA	$ 11,117.25	$ 11,117.25	$ 33,351.75						
LBT1 - Administrative Offices and Bus Maintenance	HVAC	Make-Up Air Unit	D3050	Make-Up Air Unit, MUA or MAU, 2000 to 6000 CFM, Replace	Roof	21602	3	Adequate	1	EA	$ 51,880.50	$ 51,880.50	$ 155,641.50						
LBT1 - Administrative Offices and Bus Maintenance	HVAC	Packaged Unit	D3050	Packaged Unit, RTU, Pad or Roof-Mounted, Replace	Roof	22320	3	Adequate	1	EA	$ 22,234.50	$ 22,234.50	$ 66,703.50						
LBT1 - Administrative Offices and Bus Maintenance	HVAC	Packaged Unit	D3050	Packaged Unit, RTU, Pad or Roof-Mounted, Replace	Roof	22316	3	Adequate	1	EA	$ 11,117.25	$ 11,117.25	$ 33,351.75						
LBT1 - Administrative Offices and Bus Maintenance	HVAC	Air Handler	D3050	Air Handler, Interior AHU, Easy/Moderate Access, 10001 to 15000 CFM, Replace	Mechanical room 1	21447	3	Adequate	1	EA	$ 103,761.00	$ 103,761.00	$ 311,283.00						
LBT1 - Administrative Offices and Bus Maintenance	HVAC	HVAC System	D3050	HVAC System, Ductwork, High Density, Replace	Throughout	30197	3	Adequate	60,000	SF	$ 9.77	$ 586,200.00	$ 1,758,600.00						
LBT1 - Administrative Offices and Bus Maintenance	HVAC	Packaged Unit	D3050	Packaged Unit, RTU, Pad or Roof-Mounted, Replace	Roof	22316	3	Adequate	1	EA	$ 11,117.25	$ 11,117.25	$ 33,351.75						
LBT1 - Administrative Offices and Bus Maintenance	HVAC	Air Handler	D3050	Air Handler, Exterior AHU, 10001 to 15000 CFM, Replace	Mechanical Room 2	22265	3	Adequate	1	EA	$ 124,513.20	$ 124,513.20	$ 373,539.60						
LBT1 - Administrative Offices and Bus Maintenance	HVAC	Packaged Unit	D3050	Packaged Unit, RTU, Pad or Roof-Mounted, Replace	Roof	22321	3	Adequate	1	EA	$ 29,646.00	$ 29,646.00	$ 88,938.00						
LBT1 - Administrative Offices and Bus Maintenance	HVAC	Packaged Unit	D3050	Packaged Unit, RTU, Pad or Roof-Mounted, Replace	Roof	22316	3	Adequate	1	EA	$ 11,117.25	$ 11,117.25	$ 33,351.75						
LBT1 - Administrative Offices and Bus Maintenance	HVAC	Exhaust Fan	D3060	Exhaust Fan, Roof or Wall-Mounted, 12" Damper, 501 to 1000 CFM, Replace	Roof	21787	3	Adequate	15	EA	$ 2,075.22	$ 31,128.30	$ 93,384.90						
LBT1 - Administrative Offices and Bus Maintenance	HVAC	Fan	D3060	Fan, Centrifugal, 24" Diameter, 2001 to 5000 CFM, Replace	Main roof	21726	3	Adequate	1	EA	$ 4,446.90	$ 4,446.90	$ 13,340.70						
LBT1 - Administrative Offices and Bus Maintenance	HVAC	Exhaust Fan	D3060	Exhaust Fan, Roof or Wall-Mounted, 36"Damper, 8501 to 15000 CFM, Replace	Roof	21793	3	Adequate	1	EA	$ 8,300.88	$ 8,300.88	$ 24,902.64						
LBT1 - Administrative Offices and Bus Maintenance	HVAC	Exhaust Fan	D3060	Exhaust Fan, Roof or Wall-Mounted, 12" Damper, 501 to 1000 CFM, Replace	Roof	21787	3	Adequate	1	EA	$ 2,075.22	$ 2,075.22	$ 6,225.66						
LBT1 - Administrative Offices and Bus Maintenance	HVAC	Exhaust Fan	D3060	Exhaust Fan, Roof or Wall-Mounted, 12" Damper, 501 to 1000 CFM, Replace	Roof	21787	3	Adequate	1	EA	$ 2,075.22	$ 2,075.22	$ 6,225.66						
LBT1 - Administrative Offices and Bus Maintenance	HVAC	Exhaust Fan	D3060	Exhaust Fan, Roof or Wall-Mounted, 16" Damper, 1001 to 2000 CFM, Replace	Roof	21790	3	Adequate	1	EA	$ 3,557.52	$ 3,557.52	$ 10,672.56						
LBT1 - Administrative Offices and Bus Maintenance	Fire Protection	Fire Suppression System	D4010	Fire Suppression System, Existing Sprinkler Heads, by SF, Replace	Throughout	22436	3	Adequate	60,000	SF	$ 4.88	$ 292,800.00	$ 878,400.00	$292,800	3.00	3			
LBT1 - Administrative Offices and Bus Maintenance	Electrical	Generator	D5010	Generator, Diesel, Replace	Throughout Building	23043	3	Adequate	1	EA	$ 177,876.00	$ 177,876.00	$ 533,628.00	$5,116,475	3.00	3			
LBT1 - Administrative Offices and Bus Maintenance	Electrical	Uninterruptible Power Supply	D5010	Uninterruptible Power Supply, UPS, 30 KVA, Replace	IT Room	23062	3	Adequate	1	EA	$ 37,057.50	$ 37,057.50	$ 111,172.50						
LBT1 - Administrative Offices and Bus Maintenance	Electrical	Secondary Transformer	D5020	Secondary Transformer, Dry, Stepdown, Replace	Electrical room	22718	3	Adequate	1	EA	$ 14,823.00	$ 14,823.00	$ 44,469.00						
LBT1 - Administrative Offices and Bus Maintenance	Electrical	Secondary Transformer	D5020	Secondary Transformer, Dry, Stepdown, 15 KVA, Replace	Garage	22714	3	Adequate	2	EA	$ 8,893.80	$ 17,787.60	$ 53,362.80						
LBT1 - Administrative Offices and Bus Maintenance	Electrical	Secondary Transformer	D5020	Secondary Transformer, Dry, Stepdown, 45 KVA, Replace	Building Exterior	22716	3	Adequate	1	EA	$ 11,265.48	$ 11,265.48	$ 33,796.44						
LBT1 - Administrative Offices and Bus Maintenance	Electrical	Switchboard	D5020	Switchboard, 277/480 V, Replace	LBT1 - Administrative Offices and Bus Maintenance	22540	3	Adequate	1	EA	$ 111,172.50	$ 111,172.50	$ 333,517.50						

TERM Rating Calculation Sheet - LBT1 - Administrative Office and Bus Maintenance

Facility	Primary Level	Secondary Level	Uniformat Code	Component Detail	Location Description	TERM ID	Inspection Assigned TERM Scale Rating	Condition	Quantity	Unit	Unit Cost	Replacement Total Cost (2025 Dollars)	Rating Num x Replacement Cost	Primary Level Replacement Cost	Primary Level Calculated Rating	Primary Level FTA Rounded Rating	Facility Replacement Cost	Facility Calculated Rating	Facility FTA Rounded Rating
LBT1 - Administrative Offices and Bus Maintenance	Electrical	Switchboard	D5020	Switchboard, 277/480 V, Replace	LBT1 - Administrative Offices and Bus Maintenance	22540	3	Adequate	1	EA	$ 111,172.50	$ 111,172.50	$ 333,517.50						
LBT1 - Administrative Offices and Bus Maintenance	Electrical	Switchboard	D5020	Switchboard, 120/208 V, 800 AMP, Replace	Electrical closet	22519	3	Adequate	1	EA	$ 74,115.00	$ 74,115.00	$ 222,345.00						
LBT1 - Administrative Offices and Bus Maintenance	Electrical	Secondary Transformer	D5020	Secondary Transformer, Dry, Stepdown, 30 KVA, Replace	Garage	22715	3	Adequate	1	EA	$ 9,931.41	$ 9,931.41	$ 29,794.23						
LBT1 - Administrative Offices and Bus Maintenance	Electrical	Switchboard	D5020	Switchboard, 277/480 V, 1600 AMP, Replace	Electrical room	22540	3	Adequate	1	EA	$ 111,172.50	$ 111,172.50	$ 333,517.50						
LBT1 - Administrative Offices and Bus Maintenance	Electrical	Switchboard	D5020	Switchboard, 277/480 V, 1000 AMP, Replace	Electrical room	22748	3	Adequate	1	EA	$ 77,079.60	$ 77,079.60	$ 231,238.80						
LBT1 - Administrative Offices and Bus Maintenance	Electrical	Electrical System	D5030	Electrical System, Wiring & Switches, Average or Low Density/Complexity, Replace	Throughout	22807	3	Adequate	60,000	SF	$ 45.57	$ 2,734,200.00	$ 8,202,600.00						
LBT1 - Administrative Offices and Bus Maintenance	Electrical	Interior Lighting System	D5040	Interior Lighting System, Full Upgrade, Medium Density & Standard Fixtures, Replace	Throughout	22901	3	Adequate	60,000	SF	$ 21.15	$ 1,269,000.00	$ 3,807,000.00						
LBT1 - Administrative Offices and Bus Maintenance	Electrical	Exterior Light	D5040	Exterior Light, Building-Mounted, Doorway/Soffit/Lower-Lumen, Replace	Building exterior	26417	3	Adequate	20	EA	$ 592.92	$ 11,858.40	$ 35,575.20						
LBT1 - Administrative Offices and Bus Maintenance	Electrical	Intercom/PA System	D6060	Intercom/PA System, Intercom System Upgrade, Facility-Wide, Replace	Throughout	31734	3	Adequate	60,000	SF	$ 2.37	$ 142,200.00	$ 426,600.00						
LBT1 - Administrative Offices and Bus Maintenance	Electrical	Security/Surveillance System	D7030	Security/Surveillance System, Full System Upgrade, Average Density, Replace	Throughout	31735	3	Adequate	60,000	SF	$ 2.96	$ 177,600.00	$ 532,800.00						
LBT1 - Administrative Offices and Bus Maintenance	Electrical	Fire Alarm Panel	D7050	Fire Alarm Panel, Fully Addressable, Replace	Throughout building	22922	3	Adequate	1	EA	$ 22,234.50	$ 22,234.50	$ 66,703.50						
LBT1 - Administrative Offices and Bus Maintenance	Electrical	Fire Alarm Panel	D7050	Fire Alarm Panel, Multiplex, Replace	Garage	22924	3	Adequate	1	EA	$ 5,929.20	$ 5,929.20	$ 17,787.60						
LBT1 - Administrative Offices and Bus Maintenance	Equipment	Vehicle Lift, Two Post	E1010	Vehicle Lift, Two Post, In-Ground, Replace	Work floor	25448	3	Adequate	10	EA	$ 128,070.72	$ 1,280,707.20	$ 3,842,121.60	$1,316,727	3.01	3			
LBT1 - Administrative Offices and Bus Maintenance	Equipment	Charging Station	E1010	Charging Station, Electric Vehicle, Dual Connection, Replace	Building Exterior	27317	4	Good	1	EA	$ 13,785.39	$ 13,785.39	$ 55,141.56						
LBT1 - Administrative Offices and Bus Maintenance	Equipment	Casework	E2010	Casework, Cabinetry, Standard, Replace	Throughout	23156	3	Adequate	50	LF	$ 444.69	$ 22,234.50	$ 66,703.50						

TERM Rating Calculation Sheet - LBT1 Site

Facility	Primary Level	Secondary Level	Uniformat Code	Component Detail	Location Description	TERM ID	Inspection Assigned TERM Scale Rating	Condition	Quantity	Unit	Unit Cost	Replacement Total Cost (2025 Dollars)	Rating Num x Replacement Cost	Primary Level Replacement Cost	Primary Level Calculated Rating	Primary Level FTA Rounded Rating	Facility Replacement Cost	Facility Calculated Rating	Facility FTA Rounded Rating
LBT1 - Site	Shell	Exterior Aluminum Screen Walls	B2016	Aluminum-Framed, Bus Wash Equipment	Bus Wash	3387951	3	Adequate	1,800	SF	$ 9.88	$ 26,361.00	$ 79,083.00	$35,516	3.00	3	$3,830,796	3.27	3
LBT1 - Site	Shell	Guardhouse Structure	F1020	Guardhouse Structure, Metal-Framed, Basic/Minimal, Replace	Site	26598	3	Adequate	75	SF	$ 122.07	$ 9,155.00	$ 27,465.00						
LBT1 - Site	Plumbing	Pump	D2010	Pump, Circulation, Domestic Water, 2 HP, Replace	Bus Wash	20530	3	Adequate	2	EA	$ 6,818.58	$ 13,637.00	$ 40,911.00	$527,113	3.00	3			
LBT1 - Site	Plumbing	Backflow Preventer	D2010	Backflow Preventer, Domestic Water, 4 IN, Replace	Maitenance Building Right Elevation	20296	3	Adequate	1	EA	$ 9,783.18	$ 9,783.00	$ 29,349.00						
LBT1 - Site	Plumbing	Backflow Preventer	D2010	Backflow Preventer, Domestic Water, Replace	Site	20293	3	Adequate	1	EA	$ 2,075.22	$ 2,075.00	$ 6,225.00						
LBT1 - Site	Plumbing	Backflow Preventer	D2010	Backflow Preventer, Domestic Water, Replace	Site	20294	3	Adequate	2	EA	$ 4,743.36	$ 9,487.00	$ 28,461.00						
LBT1 - Site	Plumbing	Backflow Preventer	D2010	Backflow Preventer, Domestic Water, 2 IN, Replace	Site	20294	3	Adequate	1	EA	$ 4,743.36	$ 4,743.00	$ 14,229.00						
LBT1 - Site	Plumbing	Supplemental Components	D2010	Supplemental Components, Reverse Osmosis/Deionized Water System, Domestic Water, Replace	Bus wash	20543	3	Adequate	1	EA	$ 32,017.68	$ 32,018.00	$ 96,054.00						
LBT1 - Site	Plumbing	1000 Gallon Oil water separator storage tank	D2020	1000 Gallon Oil water separator storage tank, Underground, Replace	At north shops	36175	3	Adequate	1	EA	$ 21,797.22	$ 21,797.00	$ 65,391.00						
LBT1 - Site	Plumbing	Lubricant Storage Tank	D3010	Lubricant Storage Tank, Fuel 1000 GAL, Replace	Site	30205	3	Adequate	1	EA	$ 9,783.18	$ 9,783.00	$ 29,349.00						
LBT1 - Site	Plumbing	Underground Storage Tank	D3010	Underground Storage Tank, Fuel, 30000 GAL, Replace	Site	34717	3	Adequate	1	EA	$ 148,230.00	$ 148,230.00	$ 444,690.00						
LBT1 - Site	Plumbing	Lubricant Storage Tank	D3010	Lubricant Storage Tank, Fuel, 5000 GAL, Replace	Site	30203	3	Adequate	3	EA	$ 27,126.09	$ 81,378.00	$ 244,134.00						
LBT1 - Site	Plumbing	Underground Storage Tank	D3010	Underground Storage Tank, Fuel, 20000 GAL, Replace	Site	20776	3	Adequate	1	EA	$ 81,526.50	$ 81,527.00	$ 244,581.00						
LBT1 - Site	Plumbing	Lubricant Storage Tank	D3010	Lubricant Storage Tank, Fuel, 2500 GAL, Replace	Site	30204	3	Adequate	3	EA	$ 17,787.60	$ 53,363.00	$ 160,089.00						
LBT1 - Site	Plumbing	Underground Storage Tank	D3010	Underground Storage Tank, Fuel, 10000 GAL, Replace	Site	20774	3	Adequate	1	EA	$ 59,292.00	$ 59,292.00	$ 177,876.00						
LBT1 - Site	Electrical	Secondary Transformer	D5020	Secondary Transformer, Dry, Stepdown, 30 KVA, Replace	Site	22715	3	Adequate	1	EA	$ 9,931.41	$ 9,931.00	$ 29,793.00	$1,112,606	3.99	4			
LBT1 - Site	Electrical	Charging Station	E1010	Charging Station, Electric Vehicle, Dual Connection, Replace	Parking area	27317	4	Good	1	EA	$ 13,785.39	$ 13,785.00	$ 55,140.00						
LBT1 - Site	Electrical	Charging Station	E1010	Charging Station, Electric Vehicle, Dual Connection, Replace	Parking area	27317	4	Good	1	EA	$ 13,785.39	$ 13,785.00	$ 55,140.00						
LBT1 - Site	Electrical	Charging Station	E1010	Charging Station, Electric Vehicle, Dual Connection, Replace	Parking area	27317	4	Good	1	EA	$ 13,785.39	$ 13,785.00	$ 55,140.00						
LBT1 - Site	Electrical	Charging Station	E1010	Charging Station, Electric Vehicle, Dual Connection, Replace	Parking area	27317	4	Good	1	EA	$ 13,785.39	$ 13,785.00	$ 55,140.00						
LBT1 - Site	Electrical	Charging Station	E1010	Charging Station, Electric Vehicle, Dual Connection, Replace	Parking area	27317	4	Good	1	EA	$ 13,785.39	$ 13,785.00	$ 55,140.00						
LBT1 - Site	Electrical	Charging Station	E1010	Charging Station, Electric Vehicle, Dual Connection, Replace	Parking area	27317	4	Good	1	EA	$ 13,785.39	$ 13,785.00	$ 55,140.00						
LBT1 - Site	Electrical	Charging Station	E1010	Charging Station, Electric Vehicle, Dual Connection, Replace	Parking area	27317	4	Good	1	EA	$ 13,785.39	$ 13,785.00	$ 55,140.00						
LBT1 - Site	Electrical	Charging Station	E1010	Charging Station, Electric Vehicle, Dual Connection, Replace	Parking area	27317	4	Good	1	EA	$ 13,785.39	$ 13,785.00	$ 55,140.00						
LBT1 - Site	Electrical	Charging Station	E1010	Charging Station, Electric Vehicle, Dual Connection, Replace	Parking area	27317	4	Good	1	EA	$ 13,785.39	$ 13,785.00	$ 55,140.00						
LBT1 - Site	Electrical	Charging Station	E1010	Charging Station, Electric Vehicle, Dual Connection, Replace	Parking area	27317	4	Good	1	EA	$ 13,785.39	$ 13,785.00	$ 55,140.00						

TERM Rating Calculation Sheet - LBT1 Site

Facility	Primary Level	Secondary Level	Uniformat Code	Component Detail	Location Description	TERM ID	Inspection Assigned TERM Scale Rating	Condition	Quantity	Unit	Unit Cost	Replacement Total Cost (2025 Dollars)	Rating Num x Replacement Cost	Primary Level Replacement Cost	Primary Level Calculated Rating	Primary Level FTA Rounded Rating	Facility Replacement Cost	Facility Calculated Rating	Facility FTA Rounded Rating
LBT1 - Site	Electrical	Charging Station	E1010	Charging Station, Electric Vehicle, Dual Connection, Replace	Parking area	27317	4	Good	1	EA	$ 13,785.39	$ 13,785.00	$ 55,140.00						
LBT1 - Site	Electrical	Charging Station	E1010	Charging Station, Electric Vehicle, Dual Connection, Replace	Parking area	27317	4	Good	1	EA	$ 13,785.39	$ 13,785.00	$ 55,140.00						
LBT1 - Site	Electrical	Charging Station	E1010	Charging Station, Electric Vehicle, Single Connection, Replace	Parking area	25067	4	Good	1	EA	$ 5,929.20	$ 5,929.00	$ 23,716.00						
LBT1 - Site	Electrical	Charging Station	E1010	Charging Station, Electric Vehicle, Single Connection, Replace	Parking area	25067	4	Good	1	EA	$ 5,929.20	$ 5,929.00	$ 23,716.00						
LBT1 - Site	Electrical	Charging Station	E1010	Charging Station, Electric Vehicle, Dual Connection, Replace	Parking area	27317	4	Good	1	EA	$ 13,785.39	$ 13,785.00	$ 55,140.00						
LBT1 - Site	Electrical	Charging Station	E1010	Charging Station, Electric Vehicle, Dual Connection, Replace	Parking area	27317	4	Good	1	EA	$ 13,785.39	$ 13,785.00	$ 55,140.00						
LBT1 - Site	Electrical	Charging Station	E1010	Charging Station, Electric Vehicle, Single Connection, Replace	Parking area	25067	4	Good	1	EA	$ 5,929.20	$ 5,929.00	$ 23,716.00						
LBT1 - Site	Electrical	Charging Station	E1010	Charging Station, Electric Vehicle, Single Connection, Replace	Parking area	25067	4	Good	1	EA	$ 5,929.20	$ 5,929.00	$ 23,716.00						
LBT1 - Site	Electrical	Charging Station	E1010	Charging Station, Electric Vehicle, Single Connection, Replace	Parking area	25067	4	Good	1	EA	$ 5,929.20	$ 5,929.00	$ 23,716.00						
LBT1 - Site	Electrical	Charging Station	E1010	Charging Station, Heliox Flex 180 kw, Replace	Parking area	27317	4	Good	1	EA	$ 66,703.50	$ 66,704.00	$ 266,816.00						
LBT1 - Site	Electrical	Charging Station	E1010	Charging Station, Electric Vehicle, Single Connection, Replace	Parking area	25067	4	Good	1	EA	$ 5,929.20	$ 5,929.00	$ 23,716.00						
LBT1 - Site	Electrical	Charging Station	E1010	Charging Station, Electric Vehicle, Single Connection, Replace	Parking area	25067	4	Good	1	EA	$ 5,929.20	$ 5,929.00	$ 23,716.00						
LBT1 - Site	Electrical	Charging Station	E1010	Charging Station, Heliox Flex 180 kw, Replace	Parking area	27317	4	Good	1	EA	$ 66,703.50	$ 66,704.00	$ 266,816.00						
LBT1 - Site	Electrical	Charging Station	E1010	Charging Station, Electric Vehicle, Single Connection, Replace	Parking area	25067	4	Good	1	EA	$ 5,929.20	$ 5,929.00	$ 23,716.00						
LBT1 - Site	Electrical	Charging Station	E1010	Charging Station, Electric Vehicle, Single Connection, Replace	Parking area	25067	4	Good	1	EA	$ 5,929.20	$ 5,929.00	$ 23,716.00						
LBT1 - Site	Electrical	Charging Station	E1010	Charging Station, Electric Vehicle, Single Connection, Replace	Parking area	25067	4	Good	1	EA	$ 5,929.20	$ 5,929.00	$ 23,716.00						
LBT1 - Site	Electrical	Charging Station	E1010	Charging Station, Heliox Flex 180 kw, Replace	Parking area	25067	4	Good	1	EA	$ 66,703.50	$ 66,704.00	$ 266,816.00						
LBT1 - Site	Electrical	Charging Station	E1010	Charging Station, Electric Vehicle, Single Connection, Replace	Parking area	25067	4	Good	1	EA	$ 5,929.20	$ 5,929.00	$ 23,716.00						
LBT1 - Site	Electrical	Charging Station	E1010	Charging Station, Electric Vehicle, Dual Connection, Replace	Parking area	27317	4	Good	1	EA	$ 13,785.39	$ 13,785.00	$ 55,140.00						
LBT1 - Site	Electrical	Charging Station	E1010	Charging Station, Electric Vehicle, Dual Connection, Replace	Parking area	27317	4	Good	1	EA	$ 13,785.39	$ 13,785.00	$ 55,140.00						
LBT1 - Site	Electrical	Charging Station	E1010	Charging Station, Heliox Flex 180 kw, Replace	Parking area	27317	4	Good	1	EA	$ 66,703.50	$ 66,704.00	$ 266,816.00						
LBT1 - Site	Electrical	Charging Station	E1010	Charging Station, Electric Vehicle, Dual Connection, Replace	Parking area	27317	4	Good	1	EA	$ 13,785.39	$ 13,785.00	$ 55,140.00						
LBT1 - Site	Electrical	Charging Station	E1010	Charging Station, Electric Vehicle, Single Connection, Replace	Parking area	25067	4	Good	1	EA	$ 5,929.20	$ 5,929.00	$ 23,716.00						
LBT1 - Site	Electrical	Charging Station	E1010	Charging Station, Electric Vehicle, Single Connection, Replace	Parking area	25067	4	Good	1	EA	$ 5,929.20	$ 5,929.00	$ 23,716.00						
LBT1 - Site	Electrical	Charging Station	E1010	Charging Station, Electric Vehicle, Dual Connection, Replace	Parking area	27317	4	Good	1	EA	$ 13,785.39	$ 13,785.00	$ 55,140.00						

TERM Rating Calculation Sheet - LBT1 Site

Facility	Primary Level	Secondary Level	Uniformat Code	Component Detail	Location Description	TERM ID	Inspection Assigned TERM Scale Rating	Condition	Quantity	Unit	Unit Cost	Replacement Total Cost (2025 Dollars)	Rating Num x Replacement Cost	Primary Level Replacement Cost	Primary Level Calculated Rating	Primary Level FTA Rounded Rating	Facility Replacement Cost	Facility Calculated Rating	Facility FTA Rounded Rating
LBT1 - Site	Electrical	Charging Station	E1010	Charging Station, Electric Vehicle, Single Connection, Replace	Parking area	25067	4	Good	1	EA	$ 5,929.20	$ 5,929.00	$ 23,716.00						
LBT1 - Site	Electrical	Charging Station	E1010	Charging Station, Electric Vehicle, Dual Connection, Replace	Parking area	27317	4	Good	1	EA	$ 13,785.39	$ 13,785.00	$ 55,140.00						
LBT1 - Site	Electrical	Charging Station	E1010	Charging Station, Heliox Flex 180 kw, Replace	Parking area	27317	4	Good	1	EA	$ 66,703.50	$ 66,704.00	$ 266,816.00						
LBT1 - Site	Electrical	Charging Station	E1010	Charging Station, Heliox Flex 180 kw, Replace	Parking area	27317	4	Good	1	EA	$ 66,703.50	$ 66,704.00	$ 266,816.00						
LBT1 - Site	Electrical	Charging Station	E1010	Charging Station, Electric Vehicle, Single Connection, Replace	Parking area	25067	4	Good	1	EA	$ 5,929.20	$ 5,929.00	$ 23,716.00						
LBT1 - Site	Electrical	Charging Station	E1010	Charging Station, Heliox Flex 180 kw, Replace	Parking area	27317	4	Good	1	EA	$ 66,703.50	$ 66,704.00	$ 266,816.00						
LBT1 - Site	Electrical	Charging Station	E1010	Charging Station, Electric Vehicle, Single Connection, Replace	Parking area	25067	4	Good	1	EA	$ 5,929.20	$ 5,929.00	$ 23,716.00						
LBT1 - Site	Electrical	Charging Station	E1010	Charging Station, Heliox Flex 180 kw, Replace	Parking area	27317	4	Good	1	EA	$ 66,703.50	$ 66,704.00	$ 266,816.00						
LBT1 - Site	Electrical	Charging Station	E1010	Charging Station, Electric Vehicle, Single Connection, Replace	Parking area	25067	4	Good	1	EA	$ 5,929.20	$ 5,929.00	$ 23,716.00						
LBT1 - Site	Electrical	Charging Station	E1010	Charging Station, Heliox Flex 180 kw, Replace	Parking area	27317	4	Good	1	EA	$ 66,703.50	$ 66,704.00	$ 266,816.00						
LBT1 - Site	Electrical	Charging Station	E1010	Charging Station, Electric Vehicle, Dual Connection, Replace	Parking area	27317	4	Good	1	EA	$ 13,785.39	$ 13,785.00	$ 55,140.00						
LBT1 - Site	Electrical	Charging Station	E1010	Charging Station, Electric Vehicle, Dual Connection, Replace	Parking area	27317	4	Good	1	EA	$ 13,785.39	$ 13,785.00	$ 55,140.00						
LBT1 - Site	Equipment	Bus Washing Equipment	E1030	Bus Washing Equipment	East side adjacent to Maintenance	36155	3	Adequate	2	EA	$ 59,292.00	$ 118,584.00	$ 355,752.00	$118,584	3.00	3			
LBT1 - Site	Site	Parking Lots	G2020	Parking Lots, Pavement, Concrete, Repair	Site	26680	2	Marginal	400	SF	$ 29.65	$ 11,858.00	$ 23,716.00	$2,036,977	2.96	3			
LBT1 - Site	Site	Parking Lots	G2020	Parking Lots, Pavement, Asphalt, Mill & Overlay	Site Parking Areas	23229	2	Marginal	15,000	SF	$ 5.19	$ 77,821.00	$ 155,642.00						
LBT1 - Site	Site	Parking Lots	G2020	Parking Lots, Pavement, Asphalt, Seal & Stripe	Site Parking Areas	23230	2	Marginal	15,000	SF	$ 0.67	$ 10,006.00	$ 20,012.00						
LBT1 - Site	Site	Parking Lots	G2020	Parking Lots, Pavement, Asphalt, Mill & Overlay	Site	23229	3	Adequate	80,000	SF	$ 5.19	$ 415,044.00	$ 1,245,132.00						
LBT1 - Site	Site	Parking Lots	G2020	Parking Lots, Pavement, Concrete, Replace	Site	23234	3	Adequate	85,000	SF	$ 13.34	$ 1,133,960.00	$ 3,401,880.00						
LBT1 - Site	Site	Fences & Gates	G2060	Fences & Gates, Vehicle Gate, Security Entry Arm, Replace	Site	23259	3	Adequate	2	EA	$ 2,519.91	$ 5,040.00	$ 15,120.00						
LBT1 - Site	Site	Picnic Table	G2060	Picnic Table, Precast Concrete, Replace	Site	31589	3	Adequate	5	EA	$ 1,778.76	$ 8,894.00	$ 26,682.00						
LBT1 - Site	Site	Fences & Gates	G2060	Fences & Gates, Vehicle Gate, Wrought Iron Swinging Electric, Replace	Site	23256	3	Adequate	2	EA	$ 14,823.00	$ 29,646.00	$ 88,938.00						
LBT1 - Site	Site	Fences & Gates	G2060	Fences & Gates, Fence, Metal Tube 4', Replace	Site	24082	3	Adequate	300	LF	$ 50.40	$ 15,119.00	$ 45,357.00						
LBT1 - Site	Site	Fences & Gates	G2060	Fences & Gates, Screen Walls, Concrete Masonry Unit (CMU), Replace	Site	30313	3	Adequate	1,200	SF	$ 29.65	$ 35,575.00	$ 106,725.00						
LBT1 - Site	Site	Fences & Gates	G2060	Fences & Gates, Fence, Chain Link 6', Replace	Site	23261	3	Adequate	400	LF	$ 31.13	$ 12,451.00	$ 37,353.00						
LBT1 - Site	Site	Bollard	G2060	Bollard, Concrete or Metal, Replace	Site	23242	3	Adequate	60	EA	$ 1,482.30	$ 88,938.00	$ 266,814.00						
LBT1 - Site	Site	Landscape and Irrigation System	G2080	Landscape and Irrigation System, Controllers & Valves, Plantings Repairs & Adjustments, Repair/Replace	Landscape Areas	29976	3	Adequate	15,000	SF	$ 3.34	$ 50,028.00	$ 150,084.00						
LBT1 - Site	Site	Site Lighting - Metal Pole Mounted Multi-Light Standard High Intensity	G4050	Site Lighting - Metal Pole Mounted Multi-Light Standard High Intensity, any type 20' High, w/ LED Replacement, 150 W, Replace	Site Parking Areas	36176	3	Adequate	8	EA	$ 14,563.60	$ 116,509.00	$ 349,527.00						

TERM Rating Calculation Sheet - LBT1 Site

Facility	Primary Level	Secondary Level	Uniformat Code	Component Detail	Location Description	TERM ID	Inspection Assigned TERM Scale Rating	Condition	Quantity	Unit	Unit Cost	Replacement Total Cost (2025 Dollars)	Rating Num x Replacement Cost	Primary Level Replacement Cost	Primary Level Calculated Rating	Primary Level FTA Rounded Rating	Facility Replacement Cost	Facility Calculated Rating	Facility FTA Rounded Rating
LBT1 - Site	Site	Site Lighting	G4050	Site Lighting, Wall Pack or Walkway Ceiling/Pole-Mounted, any type w/ LED, Lower-Lumen, 13 to 26 W, Replace	Site	49072	4	Good	44	EA	$ 592.92	$ 26,088.00	$ 104,352.00						

TERM Rating Calculation Sheet - LBT1 Fuel Station

Facility	Primary Level	Secondary Level	Uniformat Code	Component Detail	Location Description	TERM ID	Inspection Assigned TERM Scale Rating	Condition	Quantity	Unit	Unit Cost	Replacement Total Cost (2025 Dollars)	Rating Num x Replacement Cost	Primary Level Replacement Cost	Primary Level Calculated Rating	Primary Level FTA Rounded Rating	Facility Replacement Cost	Facility Calculated Rating	Facility FTA Rounded Rating
LBT1 - Fuel Island	Substructure	Concrete Slab on Grade w/Integral Pads	A1011	And Perimeter Concrete Footings	At grade	3387976	3	Adequate	314	LF	$ 160.00	$ 67,824.00	$ 203,472.00	$544,104	3.00	3	$1,027,365	3.00	3
LBT1 - Fuel Island	Substructure	Structural Framing	B1011	Steel Columns & Beams w/CMU Wall	Fuel Island	3387977	3	Adequate	5,600	SF	$ 35.00	$ 264,600.00	$ 793,800.00						
LBT1 - Fuel Island	Substructure	Roof Structure	B1021	Flat, Metal Deck Over Bar Joists	Fuel Island	3387978	3	Adequate	5,600	SF	$ 28.00	$ 211,680.00	$ 635,040.00						
LBT1 - Fuel Island	Shell	Glazing	B2020	Glazing, any type by SF, Replace	Throughout Building	52410	3	Adequate	200	SF	$ 55.00	$ 16,305.00	$ 48,915.00	$131,242	3.00	3			
LBT1 - Fuel Island	Shell	Exterior Door	B2050	Exterior Door, Wood, Solid-Core Commercial, Replace	Office Exterior	76754	3	Adequate	1	EA	$ 3,540.00	$ 5,247.00	$ 15,741.00						
LBT1 - Fuel Island	Shell	Overhead/Dock Door	B2050	Overhead/Dock Door, Steel, 20'x20' (400 SF), Replace	Building exterior	19649	3	Adequate	2	EA	$ 9,000.00	$ 26,681.00	$ 80,043.00						
LBT1 - Fuel Island	Shell	Roofing	B3010	Roofing, Modified Bitumen, Replace	Roof	19727	3	Adequate	5,600	SF	$ 10.00	$ 83,009.00	$ 249,027.00						
LBT1 - Fuel Island	Interior	Suspended Ceilings	C1070	Suspended Ceilings, Acoustical Tile (ACT), Replace	LBT1 - Fuel Island	20151	3	Adequate	200	SF	$ 3.50	$ 1,038.00	$ 3,114.00	$52,177	3.00	3			
LBT1 - Fuel Island	Interior	Wall Finishes	C2010	Wall Finishes, any surface, Prep & Paint	Throughout Building	26647	3	Adequate	8,400	SF	$ 1.50	$ 18,677.00	$ 56,031.00						
LBT1 - Fuel Island	Interior	Flooring	C2030	Flooring, any surface, w/ Paint or Sealant, Prep & Paint	Throughout Building	20027	3	Adequate	5,600	SF	$ 1.50	$ 12,451.00	$ 37,353.00						
LBT1 - Fuel Island	Interior	Ceiling Finishes	C2050	Ceiling Finishes, exposed irregular elements, Prep & Paint	Throughout	26646	3	Adequate	5,400	SF	$ 2.50	$ 20,011.00	$ 60,033.00						
LBT1 - Fuel Island	Plumbing	Water Heater	D2010	Water Heater, 4 Gal. Mini-Tank Electric Water Heater, Replace	Throughout Building	20604	3	Adequate	1	EA	$ 500.00	$ 741.00	$ 2,223.00	$49,656	3.04	3			
LBT1 - Fuel Island	Plumbing	Plumbing System	D2010	Plumbing System, Supply & Sanitary, Low Density (excludes fixtures), Replace	Throughout Building	20620	3	Adequate	5,600	SF	$ 5.00	$ 41,504.00	$ 124,512.00						
LBT1 - Fuel Island	Plumbing	Emergency Plumbing Fixtures	D2010	Emergency Plumbing Fixtures, Eye Wash & Shower Station, Replace	Center of building	20287	3	Adequate	1	EA	$ 2,300.00	$ 3,409.00	$ 10,227.00						
LBT1 - Fuel Island	Plumbing	Sink/Lavatory	D2010	Sink/Lavatory, Vanity Top, Stainless Steel, Replace	Throughout Building	20262	3	Adequate	1	EA	$ 1,200.00	$ 1,779.00	$ 5,337.00						
LBT1 - Fuel Island	Plumbing	Drinking Fountain	D2010	Drinking Fountain, Wall-Mounted, Bi-Level, Replace	Office Exterior	24921	4	Good	1	EA	$ 1,500.00	$ 2,223.00	$ 8,892.00						
LBT1 - Fuel Island	HVAC	HVAC System	D3050	HVAC System, Ductwork, Low Density, Replace	Throughout Building	30196	3	Adequate	5,600	SF	$ 2.00	$ 16,602.00	$ 49,806.00	$31,721	3.00	3			
LBT1 - Fuel Island	HVAC	Exhaust Fan	D3060	Exhaust Fan, Roof or Wall-Mounted, 24" Damper, Replace	Roof	21791	3	Adequate	1	EA	$ 3,000.00	$ 4,447.00	$ 13,341.00						
LBT1 - Fuel Island	HVAC	Exhaust Fan	D3060	Exhaust Fan, Propeller, 1 HP Motor, Replace	Roof	21776	3	Adequate	1	EA	$ 1,800.00	$ 2,668.00	$ 8,004.00						
LBT1 - Fuel Island	HVAC	Exhaust Fan	D3060	Exhaust Fan, Propeller, 1 HP Motor, Replace	Roof	21776	3	Adequate	1	EA	$ 1,800.00	$ 2,668.00	$ 8,004.00						
LBT1 - Fuel Island	HVAC	Exhaust Fan	D3060	Exhaust Fan, Propeller, 1 HP Motor, Replace	Roof	21776	3	Adequate	1	EA	$ 1,800.00	$ 2,668.00	$ 8,004.00						
LBT1 - Fuel Island	HVAC	Exhaust Fan	D3060	Exhaust Fan, Propeller, 1 HP Motor, Replace	Roof	21776	3	Adequate	1	EA	$ 1,800.00	$ 2,668.00	$ 8,004.00						
LBT1 - Fuel Island	Fire Protection	Fire Suppression System	D4010	Fire Suppression System, Existing Sprinkler Heads, by SF, Replace	Throughout Building	22436	3	Adequate	5,600	SF	$ 1.07	$ 8,882.00	$ 26,646.00	$8,882	3.00	3			
LBT1 - Fuel Island	Electrical	Secondary Transformer	D5020	Secondary Transformer, Dry, Stepdown, Replace	Throughout Building	22715	3	Adequate	2	EA	$ 6,700.00	$ 19,863.00	$ 59,589.00	$93,089	3.00	3			
LBT1 - Fuel Island	Electrical	Supplemental Components	D5020	Supplemental Components, Circuit Breaker/Disconnect, Replace	Throughout Building	22563	3	Adequate	1	EA	$ 6,000.00	$ 8,894.00	$ 26,682.00						
LBT1 - Fuel Island	Electrical	Interior Lighting System	D5040	Interior Lighting System, Full Upgrade, Low Density & Standard Fixtures, Replace	Fuel Island	22900	3	Adequate	5,600	SF	$ 2.10	$ 17,432.00	$ 52,296.00						
LBT1 - Fuel Island	Communication	Intercom/PA System	D6060	Intercom/PA System, Public Address Upgrade, Facility-Wide, Replace	Throughout Building	27426	3	Adequate	5,600	SF	$ 1.65	$ 13,696.00	$ 41,088.00						

TERM Rating Calculation Sheet - LBT1 Fuel Station

Facility	Primary Level	Secondary Level	Uniformat Code	Component Detail	Location Description	TERM ID	Inspection Assigned TERM Scale Rating	Condition	Quantity	Unit	Unit Cost	Replacement Total Cost (2025 Dollars)	Rating Num x Replacement Cost	Primary Level Replacement Cost	Primary Level Calculated Rating	Primary Level FTA Rounded Rating	Facility Replacement Cost	Facility Calculated Rating	Facility FTA Rounded Rating
LBT1 - Fuel Island	Electronic Saftey and Securit	Security/Surveillance System	D7030	Security/Surveillance System, Full System Upgrade, Average Density, Replace	Throughout Building	31735	3	Adequate	5,600	SF	$ 2.00	$ 16,602.00	$ 49,806.00						
LBT1 - Fuel Island	Security and Electrical	Fire Alarm System	D7050	Fire Alarm System, Full System Upgrade, Simple Addressable, Upgrade/Install	Throughout Building	31737	3	Adequate	5,600	SF	$ 2.00	$ 16,602.00	$ 49,806.00						
LBT1 - Fuel Island	Equipment &Furnishes	Laundry Equipment	E1030	Laundry Equipment, Dryer, Commercial, Replace	Throughout Building	25527	3	Adequate	1	EA	$ 4,000.00	$ 5,929.00	$ 17,787.00	$116,494	3.01	3			
LBT1 - Fuel Island	Equipment &Furnishes	Vacuum System	E1030	Vacuum System, Vehicle, Replace	Throughout Building	36191	3	Adequate	2	EA	$ 14,470.00	$ 42,898.00	$ 128,694.00						
LBT1 - Fuel Island	Equipment &Furnishes	Residential Appliances	E1060	Residential Appliances, Washer, Replace	Throughout Building	23154	4	Good	1	EA	$ 850.00	$ 1,260.00	$ 5,040.00						
LBT1 - Fuel Island	Equipment &Furnishes	Pump	G3060	Pump, Gasoline Fuel Dispenser, Replace	Throughout Building	29539	3	Adequate	4	EA	$ 11,200.00	$ 66,407.00	$ 199,221.00						

TERM Rating Calculation Sheet - LBT1 Administrative Office Building

Facility	Primary Level	Secondary Level	Uniformat Code	Component Detail	Location Description	TERM ID	Inspection Assigned TERM Scale Rating	Condition	Quantity	Unit	Unit Cost	Replacement Total Cost (2025 Dollars)	Rating Num x Replacement Cost	Primary Level Replacement Cost	Primary Level Calculated Rating	Primary Level FTA Rounded Rating	Facility Replacement Cost	Facility Calculated Rating	Facility FTA Rounded Rating
LBT1 - Administrative Office Building	Substructure	Foundation System	A1011	Concrete or CMU Walls w/ Continuous Footings	Throughout	3372082	3	Adequate	427	LF	$ 131.76	$ 77,640.90	$ 232,922.69	$1,051,278	3.00	3	$2,966,695	3.03	3
LBT1 - Administrative Office Building	Substructure	Structural Framing	B1011	Steel Columns & Beams	Throughout	3372083	3	Adequate	10,200	SF	$ 38.43	$ 540,940.68	$ 1,622,822.04						
LBT1 - Administrative Office Building	Substructure	Roof Structure	B1021	Flat, Metal Deck Over Bar Joists	Throughout	3372094	3	Adequate	10,200	SF	$ 30.74	$ 432,696.24	$ 1,298,088.72						
LBT1 - Administrative Office Building	Shell	Exterior Walls	B2010	Exterior Walls, Stucco, Maintain	Building Exterior	30223	3	Adequate	5,000	SF	$ 3.82	$ 28,312.00	$ 84,936.00	$375,615	3.00	3			
LBT1 - Administrative Office Building	Shell	Supplemental Screen Walls	B2010	Supplemental Screen Walls, Aluminum-Framed, HVAC Equipment, Replace	Roof	19211	3	Adequate	500	SF	$ 9.00	$ 6,670.00	$ 20,010.00						
LBT1 - Administrative Office Building	Shell	Glazing	B2020	Glazing, any type by SF, Replace	Building Exterior	52410	3	Adequate	1,800	SF	$ 55.00	$ 146,748.00	$ 440,244.00						
LBT1 - Administrative Office Building	Shell	Exterior Door	B2050	Exterior Door, Aluminum-Framed & Glazed, Standard Swing, Replace	Building Exterior	19552	3	Adequate	4	EA	$ 1,300.00	$ 7,708.00	$ 23,124.00						
LBT1 - Administrative Office Building	Shell	Exterior Door	B2050	Exterior Door, Steel, Commercial, Replace	Building Exterior	76755	3	Adequate	5	EA	$ 4,060.00	$ 30,091.00	$ 90,273.00						
LBT1 - Administrative Office Building	Shell	Roofing	B3010	Roofing, Modified Bitumen, Replace	Roof	19727	3	Adequate	10,400	SF	$ 10.00	$ 154,159.00	$ 462,477.00						
LBT1 - Administrative Office Building	Shell	Roof Hatch	B3060	Roof Hatch, Metal, Replace	Roof	19777	3	Adequate	1	EA	$ 1,300.00	$ 1,927.00	$ 5,781.00						
LBT1 - Administrative Office Building	Interiors	Interior Glazing	C1020	Interior Glazing, any type by SF, Replace	Throughout Building	77384	3	Adequate	200	SF	$ 41.60	$ 12,333.00	$ 36,999.00	$548,405	3.17	3			
LBT1 - Administrative Office Building	Interiors	Interior Door	C1030	Interior Door, Wood, Solid-Core, Replace	Throughout Building	19856	3	Adequate	25	EA	$ 700.00	$ 25,940.00	$ 77,820.00						
LBT1 - Administrative Office Building	Interiors	Door Hardware	C1030	Door Hardware, Office, per Door, Replace	Throughout Building	26668	3	Adequate	34	EA	$ 350.00	$ 17,639.00	$ 52,917.00						
LBT1 - Administrative Office Building	Interiors	Suspended Ceilings	C1070	Suspended Ceilings, Acoustical Tile (ACT), Replace	Throughout Building	20151	3	Adequate	8,000	SF	$ 3.50	$ 41,504.00	$ 124,512.00						
LBT1 - Administrative Office Building	Interiors	Toilet Partitions	C1090	Toilet Partitions, Plastic/Laminate, Replace	Throughout Building	30258	3	Adequate	9	EA	$ 750.00	$ 10,006.00	$ 30,018.00						
LBT1 - Administrative Office Building	Interiors	Lockers	C1090	Lockers, Steel-Baked Enamel, 12" W x 15" D x 72" H, Replace	Lockers	24068	3	Adequate	300	LF	$ 500.00	$ 222,345.00	$ 667,035.00						
LBT1 - Administrative Office Building	Interiors	Wall Finishes	C2010	Wall Finishes, Ceramic Tile, Replace	Restrooms	19946	3	Adequate	1,000	SF	$ 18.00	$ 26,681.00	$ 80,043.00						
LBT1 - Administrative Office Building	Interiors	Wall Finishes	C2010	Wall Finishes, Wallpaper, Replace	Throughout Building	20010	3	Adequate	5,000	SF	$ 2.20	$ 16,305.00	$ 48,915.00						
LBT1 - Administrative Office Building	Interiors	Wall Finishes	C2010	Wall Finishes, any surface, Prep & Paint	Throughout Building	26647	3	Adequate	15,000	SF	$ 1.50	$ 33,352.00	$ 100,056.00						
LBT1 - Administrative Office Building	Interiors	Flooring	C2030	Flooring, Ceramic Tile, Replace	Lobby	20037	3	Adequate	200	SF	$ 18.00	$ 5,336.00	$ 16,008.00						
LBT1 - Administrative Office Building	Interiors	Flooring	C2030	Flooring, Ceramic Tile, Replace	Restrooms	20037	3	Adequate	1,000	SF	$ 18.00	$ 26,681.00	$ 80,043.00						
LBT1 - Administrative Office Building	Interiors	Flooring	C2030	Flooring, Rubber Tile, Replace	Gym	20058	4	Good	400	SF	$ 9.00	$ 5,336.00	$ 21,344.00						
LBT1 - Administrative Office Building	Interiors	Flooring	C2030	Flooring, Luxury Vinyl Tile (LVT), Replace	Throughout Building	35433	4	Good	8,000	SF	$ 7.50	$ 88,938.00	$ 355,752.00						
LBT1 - Administrative Office Building	Interiors	Flooring	C2030	Flooring, Carpet, Commercial Standard, Replace	Offices	20085	3	Adequate	800	SF	$ 7.50	$ 8,894.00	$ 26,682.00						
LBT1 - Administrative Office Building	Interiors	Ceiling Finishes	C2050	Ceiling Finishes, any flat surface, Prep & Paint	Throughout Building	20098	3	Adequate	2,400	SF	$ 2.00	$ 7,115.00	$ 21,345.00						
LBT1 - Administrative Office Building	Plumbing	Water Heater	D2010	Water Heater, Gas, Tankless, Replace	Utility Rooms/Areas	20600	4	Good	1	EA	$ 1,600.00	$ 2,372.00	$ 9,488.00	$166,248	3.02	3			

TERM Rating Calculation Sheet - LBT1 Administrative Office Building

Facility	Primary Level	Secondary Level	Uniformat Code	Component Detail	Location Description	TERM ID	Inspection Assigned TERM Scale Rating	Condition	Quantity	Unit	Unit Cost	Replacement Total Cost (2025 Dollars)	Rating Num x Replacement Cost	Primary Level Replacement Cost	Primary Level Calculated Rating	Primary Level FTA Rounded Rating	Facility Replacement Cost	Facility Calculated Rating	Facility FTA Rounded Rating
LBT1 - Administrative Office Building	Plumbing	Plumbing System	D2010	Plumbing System, Supply & Sanitary, Low Density (excludes fixtures), Replace	Throughout Building	20620	3	Adequate	10,400	SF	$ 12.08	$ 125,632.00	$ 376,896.00						
LBT1 - Administrative Office Building	Plumbing	Toilet	D2010	Toilet, Commercial Water Closet, Replace	Restrooms	20225	3	Adequate	8	EA	$ 1,300.00	$ 15,416.00	$ 46,248.00						
LBT1 - Administrative Office Building	Plumbing	Urinal	D2010	Urinal, Standard, Replace	Restrooms	20229	3	Adequate	2	EA	$ 1,100.00	$ 3,261.00	$ 9,783.00						
LBT1 - Administrative Office Building	Plumbing	Shower	D2010	Shower, Valve & Showerhead, Replace	Lockers	30212	3	Adequate	4	EA	$ 800.00	$ 4,743.00	$ 14,229.00						
LBT1 - Administrative Office Building	Plumbing	Sink/Lavatory	D2010	Sink/Lavatory, Trough Style, Replace	Restrooms	26838	3	Adequate	2	EA	$ 2,500.00	$ 7,412.00	$ 22,236.00						
LBT1 - Administrative Office Building	Plumbing	Drinking Fountain	D2010	Drinking Fountain, Wall-Mounted, Single-Level, Replace	Throughout Building	26852	4	Good	1	EA	$ 1,200.00	$ 1,779.00	$ 7,116.00						
LBT1 - Administrative Office Building	Plumbing	Sink/Lavatory	D2010	Sink/Lavatory, Drop-In Style, Stainless Steel, Replace	Throughout	20262	3	Adequate	2	EA	$ 1,200.00	$ 3,558.00	$ 10,674.00						
LBT1 - Administrative Office Building	Plumbing	Sink/Lavatory	D2010	Sink/Lavatory, Service Sink, Wall-Hung, Replace	Restroom	20248	3	Adequate	1	EA	$ 1,400.00	$ 2,075.00	$ 6,225.00						
LBT1 - Administrative Office Building	HVAC	Packaged Unit	D3050	Packaged Unit, RTU, Pad or Roof-Mounted, Replace	Roof	22321	3	Adequate	1	EA	$ 20,000.00	$ 29,646.00	$ 88,938.00	$223,154	3.00	3			
LBT1 - Administrative Office Building	HVAC	Packaged Unit	D3050	Packaged Unit, RTU, Pad or Roof-Mounted, Replace	Roof	22321	3	Adequate	1	EA	$ 20,000.00	$ 29,646.00	$ 88,938.00						
LBT1 - Administrative Office Building	HVAC	Packaged Unit	D3050	Packaged Unit, RTU, Pad or Roof-Mounted, Replace	Roof	22316	3	Adequate	1	EA	$ 7,500.00	$ 11,117.00	$ 33,351.00						
LBT1 - Administrative Office Building	HVAC	Packaged Unit	D3050	Packaged Unit, RTU, Pad or Roof-Mounted, Replace	Roof	22316	3	Adequate	1	EA	$ 7,500.00	$ 11,117.00	$ 33,351.00						
LBT1 - Administrative Office Building	HVAC	Packaged Unit	D3050	Packaged Unit, RTU, Pad or Roof-Mounted, Replace	Roof	22319	3	Adequate	1	EA	$ 11,000.00	$ 16,305.00	$ 48,915.00						
LBT1 - Administrative Office Building	HVAC	Packaged Unit	D3050	Packaged Unit, RTU, Pad or Roof-Mounted, Replace	Roof	22320	3	Adequate	1	EA	$ 15,000.00	$ 22,235.00	$ 66,705.00						
LBT1 - Administrative Office Building	HVAC	Packaged Unit	D3050	Packaged Unit, RTU, Pad or Roof-Mounted, Replace	Roof	22316	3	Adequate	1	EA	$ 7,500.00	$ 11,117.00	$ 33,351.00						
LBT1 - Administrative Office Building	HVAC	Packaged Unit	D3050	Packaged Unit, RTU, Pad or Roof-Mounted, Replace	Roof	22320	3	Adequate	1	EA	$ 15,000.00	$ 22,235.00	$ 66,705.00						
LBT1 - Administrative Office Building	HVAC	HVAC System	D3050	HVAC System, Ductwork, Medium Density, Replace	Throughout Building	25402	3	Adequate	10,400	SF	$ 6.59	$ 68,536.00	$ 205,608.00						
LBT1 - Administrative Office Building	HVAC	Exhaust Fan	D3060	Exhaust Fan, Roof or Wall-Mounted, 10" Damper, 50 to 500 CFM, Replace	Roof	21786	3	Adequate	1	EA	$ 1,200.00	$ 1,200.00	$ 3,600.00						
LBT1 - Administrative Office Building	Electrical	Uninterruptible Power Supply	D5010	Uninterruptible Power Supply, UPS, Replace	Server room	23061	3	Adequate	1	EA	$ 20,000.00	$ 20,000.00	$ 60,000.00	$579,760	3.00	3			
LBT1 - Administrative Office Building	Electrical	Secondary Transformer	D5020	Secondary Transformer, Dry, Stepdown, Replace	uilding Exterior-Electrical Roo	22718	3	Adequate	1	EA	$ 10,000.00	$ 10,000.00	$ 30,000.00						
LBT1 - Administrative Office Building	Electrical	Distribution Panel	D5020	Distribution Panel, 120/208 V, Replace	Electrical Room	22678	3	Adequate	1	EA	$ 2,000.00	$ 2,000.00	$ 6,000.00						
LBT1 - Administrative Office Building	Electrical	Electrical System	D5030	Electrical System, Wiring & Switches, Average or Low Density/Complexity, Replace	Throughout Building	22807	3	Adequate	10,400	SF	$ 30.74	$ 319,696.00	$ 959,088.00						
LBT1 - Administrative Office Building	Electrical	Interior Lighting System	D5040	Interior Lighting System, Full Upgrade, Medium Density & Standard Fixtures, Replace	Throughout Building	22901	3	Adequate	10,400	SF	$ 14.27	$ 148,408.00	$ 445,224.00						
LBT1 - Administrative Office Building	Electrical	Exterior Light	D5040	Exterior Light, Building-Mounted, Higher-Lumen for Large Areas, Replace	Building exterior	26418	3	Adequate	10	EA	$ 800.00	$ 8,000.00	$ 24,000.00						
LBT1 - Administrative Office Building	Electrical	Intercom/PA System	D6060	Intercom/PA System, Public Address Upgrade, Facility-Wide, Replace	Throughout Building	27426	3	Adequate	10,400	SF	$ 1.60	$ 16,640.00	$ 49,920.00						
LBT1 - Administrative Office Building	Electrical	Security/Surveillance System	D7030	Security/Surveillance System, Full System Upgrade, Average Density, Replace	Throughout Building	31735	3	Adequate	10,400	SF	$ 2.00	$ 20,800.00	$ 62,400.00						

TERM Rating Calculation Sheet - LBT1 Administrative Office Building

Facility	Primary Level	Secondary Level	Uniformat Code	Component Detail	Location Description	TERM ID	Inspection Assigned TERM Scale Rating	Condition	Quantity	Unit	Unit Cost	Replacement Total Cost (2025 Dollars)	Rating Num x Replacement Cost	Primary Level Replacement Cost	Primary Level Calculated Rating	Primary Level FTA Rounded Rating	Facility Replacement Cost	Facility Calculated Rating	Facility FTA Rounded Rating
LBT1 - Administrative Office Building	Electrical	Fire Alarm System	D7050	Fire Alarm System, Full System Upgrade, Standard Addressable, Upgrade/Install	Throughout Building	22929	3	Adequate	10,400	SF	$ 3.29	$ 34,216.00	$ 102,648.00						
LBT1 - Administrative Office Building	Equipment	Casework	E2010	Casework, Cabinetry, Standard, Replace	Cafeteria	23156	3	Adequate	50	LF	$ 300.00	$ 22,235.00	$ 66,705.00	$22,235	3.00	3			

TERM Rating Calculation Sheet - LBT1 General Purpose Building (North Shops)

Facility	Primary Level	Secondary Level	Uniformat Code	Component Detail	Location Description	TERM ID	Inspection Assigned TERM Scale Rating	Condition	Quantity	Unit	Unit Cost	Replacement Total Cost (2025 Dollars)	Rating Num x Replacement Cost	Primary Level Replacement Cost	Primary Level Calculated Rating	Primary Level FTA Rounded Rating	Facility Replacement Cost	Facility Calculated Rating	Facility FTA Rounded Rating
LBT1 - General Purpose Facility (North Shops)	Substructure	Foundation System	A1011	Concrete Slab on Grade w/Continuous Footings	Throughout building	3381445	3	Adequate	928	LF	$ 148.23	$ 137,557.44	$ 412,672.32	$895,819	3.00	3	$4,049,491	3.08	3
LBT1 - General Purpose Facility (North Shops)	Substructure	Roof Structure	B1021	Flat, Wood Rafters	Throughout	3383681	3	Adequate	13,440	SF	$ 23.06	$ 309,926.40	$ 929,779.20						
LBT1 - General Purpose Facility (North Shops)	Shell	Exterior Walls	B2012	Concrete Block (CMU), 1-2 Story Building	Throughout	3383680	3	Adequate	20,416	SF	$ 21.96	$ 448,335.36	$ 1,345,006.08						
LBT1 - General Purpose Facility (North Shops)	Shell	Exterior Walls	B2010	Exterior Walls, any painted surface, Prep & Paint	Building Exterior	19221	3	Adequate	16,000	SF	$ 4.45	$ 71,200.00	$ 213,600.00	$1,132,370	3.00	3			
LBT1 - General Purpose Facility (North Shops)	Shell	Exterior Walls	B2010	Exterior Walls, Concrete Block (CMU), 1-2 Story Building, Replace	Throughout	19135	3	Adequate	20,416	SF	$ 29.65	$ 605,334.40	$ 1,816,003.20						
LBT1 - General Purpose Facility (North Shops)	Shell	Exterior Door	B2050	Exterior Door, Steel, Replace	Building Exterior	76755	3	Adequate	4	EA	$ 6,018.14	$ 24,072.56	$ 72,217.68						
LBT1 - General Purpose Facility (North Shops)	Shell	Exterior Door	B2050	Exterior Door, Steel, Replace	Building Exterior	19564	3	Adequate	2	EA	$ 1,408.19	$ 2,816.38	$ 8,449.14						
LBT1 - General Purpose Facility (North Shops)	Shell	Overhead/Dock Door	B2050	Overhead/Dock Door, Steel, Replace	Building Exterior	19649	3	Adequate	6	EA	$ 13,340.70	$ 80,044.20	$ 240,132.60						
LBT1 - General Purpose Facility (North Shops)	Shell	Automatic Door Opener	B2050	Automatic Door Opener, Commercial Overhead/Dock Door, Replace	Building Exterior	19623	3	Adequate	6	EA	$ 5,188.05	$ 31,128.30	$ 93,384.90						
LBT1 - General Purpose Facility (North Shops)	Shell	Roofing	B3010	Roofing, Built-Up, Replace	Roof	19697	3	Adequate	14,200	SF	$ 20.75	$ 294,650.00	$ 883,950.00						
LBT1 - General Purpose Facility (North Shops)	Shell	Roof Skylight	B3060	Roof Skylight, per unit, up to 20 SF, Replace	Roof	19774	3	Adequate	12	EA	$ 1,926.99	$ 23,123.88	$ 69,371.64						
LBT1 - General Purpose Facility (North Shops)	Interiors	Interior Door	C1030	Interior Door, Steel, Standard, Replace	Throughout	19809	3	Adequate	8	EA	$ 889.38	$ 7,115.04	$ 21,345.12	$349,650	3.00	3			
LBT1 - General Purpose Facility (North Shops)	Interiors	Lockers	C1090	Lockers, Steel-Baked Enamel, 12" W x 15" D x 72" H, Replace	Throughout Building	24068	3	Adequate	30	LF	$ 741.15	$ 22,234.50	$ 66,703.50						
LBT1 - General Purpose Facility (North Shops)	Interiors	Wall Finishes	C2010	Wall Finishes, Ceramic Tile, Replace	Throughout Building	19946	3	Adequate	1,000	SF	$ 26.68	$ 26,680.00	$ 80,040.00						
LBT1 - General Purpose Facility (North Shops)	Interiors	Wall Finishes	C2010	Wall Finishes, any surface, Prep & Paint	Building Exterior	26647	3	Adequate	28,000	SF	$ 2.22	$ 62,160.00	$ 186,480.00						
LBT1 - General Purpose Facility (North Shops)	Interiors	Flooring	C2030	Flooring, any surface, w/ Elastomeric Coating, Prep & Paint	Throughout Building	25715	3	Adequate	14,200	SF	$ 13.34	$ 189,428.00	$ 568,284.00						
LBT1 - General Purpose Facility (North Shops)	Interiors	Ceiling Finishes	C2050	Ceiling Finishes, any flat surface, Prep & Paint	Throughout Building	20098	3	Adequate	14,200	SF	$ 2.96	$ 42,032.00	$ 126,096.00						
LBT1 - General Purpose Facility (North Shops)	Plumbing	Water Heater	D2010	Water Heater, Electric, Residential, Replace	Mez	20580	3	Adequate	1	EA	$ 963.50	$ 963.50	$ 2,890.50	$125,307	3.02	3			
LBT1 - General Purpose Facility (North Shops)	Plumbing	Pump	D2010	Pump, Circulation, Domestic Water, 0.75 HP, Replace	Paint booth	20528	3	Adequate	1	EA	$ 4,595.13	$ 4,595.13	$ 13,785.39						
LBT1 - General Purpose Facility (North Shops)	Plumbing	Plumbing System	D2010	Plumbing System, Supply & Sanitary, Low Density (excludes fixtures), Replace	Throughout Building	20620	3	Adequate	14,200	SF	$ 7.41	$ 105,222.00	$ 315,666.00						
LBT1 - General Purpose Facility (North Shops)	Plumbing	Drinking Fountain	D2010	Drinking Fountain, Wall-Mounted, Single-Level, Replace	Throughout	26852	3	Adequate	1	EA	$ 1,778.76	$ 1,778.76	$ 5,336.28						
LBT1 - General Purpose Facility (North Shops)	Plumbing	Emergency Plumbing Fixtures	D2010	Emergency Plumbing Fixtures, Eye Wash & Shower Station, Replace	Site	20287	3	Adequate	1	EA	$ 3,409.29	$ 3,409.29	$ 10,227.87						
LBT1 - General Purpose Facility (North Shops)	Plumbing	Urinal	D2010	Urinal, Standard, Replace	Restrooms	20229	3	Adequate	1	EA	$ 1,630.53	$ 1,630.53	$ 4,891.59						

TERM Rating Calculation Sheet - LBT1 General Purpose Building (North Shops)

Facility	Primary Level	Secondary Level	Uniformat Code	Component Detail	Location Description	TERM ID	Inspection Assigned TERM Scale Rating	Condition	Quantity	Unit	Unit Cost	Replacement Total Cost (2025 Dollars)	Rating Num x Replacement Cost	Primary Level Replacement Cost	Primary Level Calculated Rating	Primary Level FTA Rounded Rating	Facility Replacement Cost	Facility Calculated Rating	Facility FTA Rounded Rating
LBT1 - General Purpose Facility (North Shops)	Plumbing	Sink/Lavatory	D2010	Sink/Lavatory, Trough Style, Replace	Restrooms	26838	3	Adequate	1	EA	$ 3,705.75	$ 3,705.75	$ 11,117.25						
LBT1 - General Purpose Facility (North Shops)	Plumbing	Sink/Lavatory	D2010	Sink/Lavatory, Vanity Top, Stainless Steel, Replace	Throughout Building	20262	3	Adequate	1	EA	$ 1,778.76	$ 1,778.76	$ 5,336.28						
LBT1 - General Purpose Facility (North Shops)	Plumbing	Drinking Fountain	D2010	Drinking Fountain, Wall-Mounted, Bi-Level, Replace	Building Exterior	24921	4	Good	1	EA	$ 2,223.45	$ 2,223.45	$ 8,893.80						
LBT1 - General Purpose Facility (North Shops)	HVAC	Air Compressor	D2060	Air Compressor, Tank-Style, 50 HP, Replace	Tire shop	20721	4	Good	1	EA	$ 135,778.68	$ 135,778.68	$ 543,114.72	$251,250	3.55	4			
LBT1 - General Purpose Facility (North Shops)	HVAC	Infrared Heater	D3020	Infrared Heater, Gas-Fired Tubular, 20 LF, 40 MBH, Replace	Throughout Building	25063	3	Adequate	3	EA	$ 4,595.13	$ 13,785.39	$ 41,356.17						
LBT1 - General Purpose Facility (North Shops)	HVAC	Unit Heater	D3020	Unit Heater, Electric, 11 to 20 KW, Replace	Throughout Building	22179	3	Adequate	6	EA	$ 5,336.28	$ 32,017.68	$ 96,053.04						
LBT1 - General Purpose Facility (North Shops)	HVAC	Make-Up Air Unit	D3050	Make-Up Air Unit, MUA or MAU, Replace	Roof	21602	3	Adequate	1	EA	$ 51,880.50	$ 51,880.50	$ 155,641.50						
LBT1 - General Purpose Facility (North Shops)	HVAC	Exhaust Fan	D3060	Exhaust Fan, Roof or Wall-Mounted, 10" Damper, 50 to 500 CFM, Replace	Roof	21786	3	Adequate	3	EA	$ 1,778.76	$ 5,336.28	$ 16,008.84						
LBT1 - General Purpose Facility (North Shops)	HVAC	Exhaust Fan	D3060	Exhaust Fan, Roof or Wall-Mounted, 24" Damper, 2001 to 5000 CFM, Replace	Roof	21791	3	Adequate	1	EA	$ 4,446.90	$ 4,446.90	$ 13,340.70						
LBT1 - General Purpose Facility (North Shops)	HVAC	Exhaust Fan	D3060	Exhaust Fan, Roof or Wall-Mounted, 28" Damper, 5001 to 8500 CFM, Replace	Roof	21792	3	Adequate	1	EA	$ 5,929.20	$ 5,929.20	$ 17,787.60						
LBT1 - General Purpose Facility (North Shops)	HVAC	Exhaust Fan	D3060	Exhaust Fan, Roof or Wall-Mounted, 12" Damper, 501 to 1000 CFM, Replace	Roof	21787	4	Good	1	EA	$ 2,075.22	$ 2,075.22	$ 8,300.88						
LBT1 - General Purpose Facility (North Shops)	Fire Protection	Fire Suppression System	D4010	Fire Suppression System, Existing Sprinkler Heads, by SF, Replace	Throughout Building	22436	3	Adequate	14,200	SF	$ 1.59	$ 22,578.00	$ 67,734.00	$33,251	3.03	3			
LBT1 - General Purpose Facility (North Shops)	Fire Protection	Backflow Preventer	D4010	Backflow Preventer, Fire Suppression, Replace	Site -Building Rear elevation	29014	3	Adequate	1	EA	$ 9,783.18	$ 9,783.18	$ 29,349.54						
LBT1 - General Purpose Facility (North Shops)	Fire Protection	Fire Extinguisher	D4030	Fire Extinguisher, Type ABC, up to 20 LB, Replace	Throughout Building	22442	4	Good	4	EA	$ 222.35	$ 889.40	$ 3,557.60						
LBT1 - General Purpose Facility (North Shops)	Electrical	Supplemental Components	D5010	Supplemental Components, Battery Charger, Replace	Throughout Building	23024	3	Adequate	1	EA	$ 2,416.15	$ 2,416.15	$ 7,248.45	$899,356	3.00	3			
LBT1 - General Purpose Facility (North Shops)	Electrical	Supplemental Components	D5020	Supplemental Components, Circuit Breaker/Disconnect, Replace	Main panel	22560	3	Adequate	1	EA	$ 4,743.36	$ 4,743.36	$ 14,230.08						
LBT1 - General Purpose Facility (North Shops)	Electrical	Electrical System	D5020	Electrical System, Full System Renovation/Upgrade, High Density/Complexity, Replace	Throughout Building	30190	3	Adequate	14,200	SF	$ 45.57	$ 647,094.00	$ 1,941,282.00						
LBT1 - General Purpose Facility (North Shops)	Electrical	Interior Lighting System	D5040	Interior Lighting System, Full Upgrade, Medium Density & Standard Fixtures, Replace	Throughout Building	22901	3	Adequate	14,200	SF	$ 6.67	$ 94,714.00	$ 284,142.00						
LBT1 - General Purpose Facility (North Shops)	Electrical	Standard Fixture w/ Lamp	D5040	Standard Fixture w/ Lamp, LED, Basic, 20 W, Replace	Building exterior	22871	3	Adequate	12	EA	$ 370.58	$ 4,446.96	$ 13,340.88						
LBT1 - General Purpose Facility (North Shops)	Electrical	Intercom/PA System	D6060	Intercom/PA System, Public Address Upgrade, Facility-Wide, Replace	Throughout Building	27426	3	Adequate	14,200	SF	$ 2.45	$ 34,790.00	$ 104,370.00						
LBT1 - General Purpose Facility (North Shops)	Electrical	Security/Surveillance System	D7030	Security/Surveillance System, Full System Upgrade, Average Density, Replace	Throughout Building	31735	3	Adequate	14,200	SF	$ 2.96	$ 42,032.00	$ 126,096.00						
LBT1 - General Purpose Facility (North Shops)	Electrical	Fire Alarm System	D7050	Fire Alarm System, Full System Upgrade, Standard Addressable, Upgrade/Install	Throughout Building	22929	3	Adequate	14,200	SF	$ 4.45	$ 63,190.00	$ 189,570.00						
LBT1 - General Purpose Facility (North Shops)	Electrical	Fire Alarm Panel	D7050	Fire Alarm Panel, Multiplex, Replace	Throughout Building	22924	3	Adequate	1	EA	$ 5,929.20	$ 5,929.20	$ 17,787.60						

TERM Rating Calculation Sheet - LBT1 General Purpose Building (North Shops)

Facility	Primary Level	Secondary Level	Uniformat Code	Component Detail	Location Description	TERM ID	Inspection Assigned TERM Scale Rating	Condition	Quantity	Unit	Unit Cost	Replacement Total Cost (2025 Dollars)	Rating Num x Replacement Cost	Primary Level Replacement Cost	Primary Level Calculated Rating	Primary Level FTA Rounded Rating	Facility Replacement Cost	Facility Calculated Rating	Facility FTA Rounded Rating
LBT1 - General Purpose Facility (North Shops)	Equipment	Pressure Washer	E1030	Pressure Washer, 4 GPM, Any Fuel, Replace	Throughout Building	36092	3	Adequate	1	EA	$ 10,746.68	$ 10,746.68	$ 32,240.04	$362,489	3.49	3			
LBT1 - General Purpose Facility (North Shops)	Equipment	Vehicle Lift	E1030	Vehicle Lift, In-Ground, 30,000 LB, Replace	Throughout Building	36173	3	Adequate	1	EA	$ 45,929.07	$ 45,929.07	$ 137,787.21						
LBT1 - General Purpose Facility (North Shops)	Equipment	Vehicle Lift	E1030	Vehicle Lift, Parallel, In-Ground,, Replace	Throughout Building	36172	4	Good	1	EA	$ 175,963.83	$ 175,963.83	$ 703,855.32						
LBT1 - General Purpose Facility (North Shops)	Equipment	Steam Cleaner	E1030	Steam Cleaner, Gas Fired, Replace	Throughout Building	36091	3	Adequate	1	EA	$ 17,046.45	$ 17,046.45	$ 51,139.35						
LBT1 - General Purpose Facility (North Shops)	Equipment	Overhead Bridge Crane	E2010	Overhead Bridge Crane, Electric, 5 ton, Replace	Throughout Building	36093	3	Adequate	1	EA	$ 55,586.25	$ 55,586.25	$ 166,758.75						
LBT1 - General Purpose Facility (North Shops)	Equipment	Paint Booth	F1020	Paint Booth,	Throughout Building	36098	3	Adequate	1	EA	$ 57,216.78	$ 57,216.78	$ 171,650.34						

TERM Rating Calculation Sheet LBT2 - Administration Office Building

Facility	Primary Level	Secondary Level	Uniformat Code	Component Detail	Location Description	TERM ID	Inspection Assigned TERM Scale Rating	Condition	Quantity	Unit	Unit Cost	Replacement Total Cost (2025 Dollars)	Rating Num x Replacement Cost	Primary Level Replacement Cost	Primary Level Calculated Rating	Primary Level FTA Rounded Rating	Facility Replacement Cost	Facility Calculated Rating	Facility FTA Rounded Rating
LBT2 - Administrative Office Building	Substructure	Slab-on-Grade, Perimeter and Interior	A4011	Concrete	Throughout	3359064	3	Adequate	15,165	SF	$ 39.53	$ 599,472.45	$ 1,798,417.35	$599,472	3.00	3	$3,378,904	3.03	3
LBT2 - Administrative Office Building	Shell	Structural Framing	B1011	Steel Columns & Beams	Throughout	3359065	3	Adequate	15,165	SF	$ 60.39	$ 915,814.35	$ 2,747,443.05	$1,657,167	3.00	3			
LBT2 - Administrative Office Building	Shell	Roof Structure	B1021	Flat, Metal Deck Over Bar Joists	Throughout	3359137	3	Adequate	15,165	SF	$ 27.45	$ 416,279.25	$ 1,248,837.75						
LBT2 - Administrative Office Building	Shell	Exterior Walls	B2010	Exterior Walls, Metal Siding, Replace	East, west walls	32024	3	Adequate	2,500	SF	$ 24.16	$ 60,400.00	$ 181,200.00						
LBT2 - Administrative Office Building	Shell	Glazing	B2020	Glazing, any type by SF, Replace	Building Exterior	52410	3	Adequate	1,350	SF	$ 60.39	$ 81,526.50	$ 244,579.50						
LBT2 - Administrative Office Building	Shell	Exterior Door	B2050	Exterior Door, Aluminum-Framed & Glazed, Standard Swing, Replace	Building exterior	19552	3	Adequate	5	EA	$ 1,427.40	$ 7,137.00	$ 21,411.00						
LBT2 - Administrative Office Building	Shell	Exterior Door	B2050	Exterior Door, Steel, Commercial, Replace	Building exterior	76755	3	Adequate	5	EA	$ 4,457.88	$ 22,289.40	$ 66,868.20						
LBT2 - Administrative Office Building	Shell	Roofing	B3010	Roofing, Modified Bitumen, Replace	Roof	19727	3	Adequate	14,000	SF	$ 10.98	$ 153,720.00	$ 461,160.00						
LBT2 - Administrative Office Building	Interiors	Interior Glazing	C1020	Interior Glazing, any type by SF, Replace	Throughout	77384	3	Adequate	500	SF	$ 45.68	$ 22,840.00	$ 68,520.00	$311,594	3.28	3			
LBT2 - Administrative Office Building	Interiors	Interior Door	C1030	Interior Door, Wood, Solid-Core, Replace	Throughout Building	19856	3	Adequate	40	EA	$ 768.60	$ 30,744.00	$ 92,232.00						
LBT2 - Administrative Office Building	Interiors	Door Hardware	C1030	Door Hardware, Office, per Door, Replace	Throughout Building	26668	3	Adequate	50	EA	$ 384.30	$ 19,215.00	$ 57,645.00						
LBT2 - Administrative Office Building	Interiors	Suspended Ceilings	C1070	Suspended Ceilings, Acoustical Tile (ACT), Replace	Throughout Building	20151	3	Adequate	12,000	SF	$ 3.84	$ 46,080.00	$ 138,240.00						
LBT2 - Administrative Office Building	Interiors	Toilet Partitions	C1090	Toilet Partitions, Plastic/Laminate, Replace	Restrooms	30258	3	Adequate	7	EA	$ 823.50	$ 5,764.50	$ 17,293.50						
LBT2 - Administrative Office Building	Interiors	Wall Finishes	C2010	Wall Finishes, Ceramic Tile, Replace	Restrooms	19946	3	Adequate	1,000	SF	$ 19.76	$ 19,760.00	$ 59,280.00						
LBT2 - Administrative Office Building	Interiors	Wall Finishes	C2010	Wall Finishes, Wallpaper, Replace	Throughout Building	20010	3	Adequate	2,000	SF	$ 2.42	$ 4,840.00	$ 14,520.00						
LBT2 - Administrative Office Building	Interiors	Wall Finishes	C2010	Wall Finishes, any surface, Prep & Paint	Throughout Building	26647	3	Adequate	20,000	SF	$ 1.65	$ 33,000.00	$ 99,000.00						
LBT2 - Administrative Office Building	Interiors	Flooring	C2030	Flooring, Ceramic Tile, Replace	Restrooms	20037	3	Adequate	1,000	SF	$ 19.76	$ 19,760.00	$ 59,280.00						
LBT2 - Administrative Office Building	Interiors	Flooring	C2030	Flooring, Vinyl Tile (VCT), Replace	Throughout Building	20068	3	Adequate	1,000	SF	$ 5.49	$ 5,490.00	$ 16,470.00						
LBT2 - Administrative Office Building	Interiors	Flooring	C2030	Flooring, Luxury Vinyl Tile (LVT), Replace	Throughout Building	35433	4	Good	10,000	SF	$ 8.24	$ 82,400.00	$ 329,600.00						
LBT2 - Administrative Office Building	Interiors	Flooring	C2030	Flooring, Rubber Tile, Replace	Gym	20058	4	Good	500	SF	$ 9.88	$ 4,940.00	$ 19,760.00						
LBT2 - Administrative Office Building	Interiors	Flooring	C2030	Flooring, Carpet, Commercial Standard, Replace	Throughout Building	20085	3	Adequate	1,500	SF	$ 8.24	$ 12,360.00	$ 37,080.00						
LBT2 - Administrative Office Building	Interiors	Ceiling Finishes	C2050	Ceiling Finishes, any flat surface, Prep & Paint	Throughout	20098	3	Adequate	2,000	SF	$ 2.20	$ 4,400.00	$ 13,200.00						
LBT2 - Administrative Office Building	Plumbing	Water Heater	D2010	Water Heater, Gas, Commercial (400 MBH), Replace	Utility Rooms/Areas	20589	3	Adequate	1	EA	$ 24,156.00	$ 24,156.00	$ 72,468.00	$135,603	3.01	3			
LBT2 - Administrative Office Building	Plumbing	Plumbing System	D2010	Plumbing System, Supply & Sanitary, Low Density (excludes fixtures), Replace	Throughout Building	20620	3	Adequate	14,000	SF	$ 5.49	$ 76,860.00	$ 230,580.00						
LBT2 - Administrative Office Building	Plumbing	Shower	D2010	Shower, Valve & Showerhead, Replace	Restrooms	30212	3	Adequate	4	EA	$ 878.40	$ 3,513.60	$ 10,540.80						

TERM Rating Calculation Sheet LBT2 - Administration Office Building

Facility	Primary Level	Secondary Level	Uniformat Code	Component Detail	Location Description	TERM ID	Inspection Assigned TERM Scale Rating	Condition	Quantity	Unit	Unit Cost	Replacement Total Cost (2025 Dollars)	Rating Num x Replacement Cost	Primary Level Replacement Cost	Primary Level Calculated Rating	Primary Level FTA Rounded Rating	Facility Replacement Cost	Facility Calculated Rating	Facility FTA Rounded Rating
LBT2 - Administrative Office Building	Plumbing	Sink/Lavatory	D2010	Sink/Lavatory, Service Sink, Wall-Hung, Replace	Restroom	20248	3	Adequate	3	EA	$ 1,537.20	$ 4,611.60	$ 13,834.80						
LBT2 - Administrative Office Building	Plumbing	Sink/Lavatory	D2010	Sink/Lavatory, Vanity Top, Stainless Steel, Replace	Restrooms	20262	3	Adequate	2	EA	$ 5,270.40	$ 10,540.80	$ 31,622.40						
LBT2 - Administrative Office Building	Plumbing	Toilet	D2010	Toilet, Commercial Water Closet, Replace	Restrooms	20225	3	Adequate	10	EA	$ 1,427.40	$ 14,274.00	$ 42,822.00						
LBT2 - Administrative Office Building	Plumbing	Drinking Fountain	D2010	Drinking Fountain, Wall-Mounted, Bi-Level, Replace	Throughout Building	24921	4	Good	1	EA	$ 1,647.00	$ 1,647.00	$ 6,588.00						
LBT2 - Administrative Office Building	HVAC	Split System Ductless	D3030	Split System Ductless, Single Zone, Replace	Roof	21418	3	Adequate	1	EA	$ 5,270.40	$ 5,270.40	$ 15,811.20	$213,643	3.00	3			
LBT2 - Administrative Office Building	HVAC	Computer Room AC Unit	D3030	Computer Room AC Unit, Air-Cooled, CRAC Cabinet, 4 to 5 TON, Replace	server room	30275	3	Adequate	1	EA	$ 32,940.00	$ 32,940.00	$ 98,820.00						
LBT2 - Administrative Office Building	HVAC	Split System	D3030	Split System, Condensing Unit/Heat Pump, Replace	Roof	21393	3	Adequate	1	EA	$ 4,392.00	$ 4,392.00	$ 13,176.00						
LBT2 - Administrative Office Building	HVAC	Packaged Unit	D3050	Packaged Unit, RTU, Pad or Roof-Mounted, Replace	Roof	22316	3	Adequate	1	EA	$ 8,235.00	$ 8,235.00	$ 24,705.00						
LBT2 - Administrative Office Building	HVAC	Packaged Unit	D3050	Packaged Unit, RTU, Pad or Roof-Mounted, Replace	Roof	22319	3	Adequate	1	EA	$ 12,078.00	$ 12,078.00	$ 36,234.00						
LBT2 - Administrative Office Building	HVAC	Packaged Unit	D3050	Packaged Unit, RTU, Pad or Roof-Mounted, Replace	Roof	22320	3	Adequate	1	EA	$ 16,470.00	$ 16,470.00	$ 49,410.00						
LBT2 - Administrative Office Building	HVAC	Packaged Unit	D3050	Packaged Unit, RTU, Pad or Roof-Mounted, Replace	Roof	22318	3	Adequate	1	EA	$ 9,882.00	$ 9,882.00	$ 29,646.00						
LBT2 - Administrative Office Building	HVAC	Packaged Unit	D3050	Packaged Unit, RTU, Pad or Roof-Mounted, Replace	Roof	22319	3	Adequate	1	EA	$ 12,078.00	$ 12,078.00	$ 36,234.00						
LBT2 - Administrative Office Building	HVAC	Packaged Unit	D3050	Packaged Unit, RTU, Pad or Roof-Mounted, Replace	Roof	22316	3	Adequate	1	EA	$ 8,235.00	$ 8,235.00	$ 24,705.00						
LBT2 - Administrative Office Building	HVAC	Packaged Unit	D3050	Packaged Unit, RTU, Pad or Roof-Mounted, Replace	Roof	22316	3	Adequate	1	EA	$ 8,235.00	$ 8,235.00	$ 24,705.00						
LBT2 - Administrative Office Building	HVAC	Packaged Unit	D3050	Packaged Unit, RTU, Pad or Roof-Mounted, Replace	Roof	22316	3	Adequate	1	EA	$ 8,235.00	$ 8,235.00	$ 24,705.00						
LBT2 - Administrative Office Building	HVAC	Packaged Unit	D3050	Packaged Unit, RTU, Pad or Roof-Mounted, Replace	Roof	22321	3	Adequate	1	EA	$ 21,960.00	$ 21,960.00	$ 65,880.00						
LBT2 - Administrative Office Building	HVAC	HVAC System	D3050	HVAC System, Ductwork, Medium Density, Replace	Throughout Building	25402	3	Adequate	14,000	SF	$ 4.39	$ 61,460.00	$ 184,380.00						
LBT2 - Administrative Office Building	HVAC	Exhaust Fan	D3060	Exhaust Fan, Roof or Wall-Mounted, 16" Damper, 1001 to 2000 CFM, Replace	Roof	21790	3	Adequate	1	EA	$ 2,635.20	$ 2,635.20	$ 7,905.60						
LBT2 - Administrative Office Building	HVAC	Exhaust Fan	D3060	Exhaust Fan, Centrifugal, 12" Damper, Replace	Roof	21723	3	Adequate	1	EA	$ 1,537.20	$ 1,537.20	$ 4,611.60						
LBT2 - Administrative Office Building	Electrical	Generator	D5010	Generator, Diesel, Replace	Site General	23037	3	Adequate	1	EA	$ 63,684.00	$ 63,684.00	$ 191,052.00	$434,744	3.00	3			
LBT2 - Administrative Office Building	Electrical	Uninterruptible Power Supply	D5010	Uninterruptible Power Supply, UPS, 30 KVA, Replace	Server room	23062	3	Adequate	2	EA	$ 27,450.00	$ 54,900.00	$ 164,700.00						
LBT2 - Administrative Office Building	Electrical	Secondary Transformer	D5020	Secondary Transformer, Dry, Stepdown, Replace	Electrical Room	22718	3	Adequate	1	EA	$ 10,980.00	$ 10,980.00	$ 32,940.00						
LBT2 - Administrative Office Building	Electrical	Secondary Transformer	D5020	Secondary Transformer, Dry, Stepdown, Replace	Site General	22718	3	Adequate	1	EA	$ 10,980.00	$ 10,980.00	$ 32,940.00						
LBT2 - Administrative Office Building	Electrical	Switchboard	D5020	Switchboard, 277/480 V, 400 AMP, Replace	Electrical room	22551	3	Adequate	1	EA	$ 38,430.00	$ 38,430.00	$ 115,290.00						
LBT2 - Administrative Office Building	Electrical	Secondary Transformer	D5020	Secondary Transformer, Dry, Stepdown, Replace	Site-Building Rear elevation	22718	3	Adequate	1	EA	$ 10,980.00	$ 10,980.00	$ 32,940.00						

TERM Rating Calculation Sheet LBT2 - Administration Office Building

Facility	Primary Level	Secondary Level	Uniformat Code	Component Detail	Location Description	TERM ID	Inspection Assigned TERM Scale Rating	Condition	Quantity	Unit	Unit Cost	Replacement Total Cost (2025 Dollars)	Rating Num x Replacement Cost	Primary Level Replacement Cost	Primary Level Calculated Rating	Primary Level FTA Rounded Rating	Facility Replacement Cost	Facility Calculated Rating	Facility FTA Rounded Rating
LBT2 - Administrative Office Building	Electrical	Distribution Panel	D5020	Distribution Panel, 277/480 V, Replace	Electrical room	22693	3	Adequate	1	EA	$ 4,941.00	$ 4,941.00	$ 14,823.00						
LBT2 - Administrative Office Building	Electrical	Distribution Panel	D5020	Distribution Panel, 277/480 V, 400 AMP, Replace	Electrical room	22694	3	Adequate	1	EA	$ 5,819.40	$ 5,819.40	$ 17,458.20						
LBT2 - Administrative Office Building	Electrical	Electrical System	D5030	Electrical System, Wiring & Switches, Average or Low Density/Complexity, Replace	Throughout Building	22807	3	Adequate	14,000	SF	$ 2.75	$ 38,500.00	$ 115,500.00						
LBT2 - Administrative Office Building	Electrical	Interior Lighting System	D5040	Interior Lighting System, Full Upgrade, High Density & Standard Fixtures, Replace	Throughout Building	22902	3	Adequate	14,000	SF	$ 5.49	$ 76,860.00	$ 230,580.00						
LBT2 - Administrative Office Building	Electrical	Intercom/PA System	D6060	Intercom/PA System, Public Address Upgrade, Facility-Wide, Replace	Throughout Building	27426	3	Adequate	14,000	SF	$ 1.81	$ 25,340.00	$ 76,020.00						
LBT2 - Administrative Office Building	Electrical	Security/Surveillance System	D7030	Security/Surveillance System, Full System Upgrade, Average Density, Replace	Throughout Building	31735	3	Adequate	14,000	SF	$ 2.20	$ 30,800.00	$ 92,400.00						
LBT2 - Administrative Office Building	Electrical	Fire Alarm System	D7050	Fire Alarm System, Full System Upgrade, Standard Addressable, Upgrade/Install	Throughout Building	22929	3	Adequate	14,000	SF	$ 3.29	$ 46,060.00	$ 138,180.00						
LBT2 - Administrative Office Building	Electrical	Fire Alarm Panel	D7050	Fire Alarm Panel, Fully Addressable, Replace	Office	22922	3	Adequate	1	EA	$ 16,470.00	$ 16,470.00	$ 49,410.00						
LBT2 - Administrative Office Building	Equipment	Charging Station	E1010	Charging Station, Electric Vehicle, Dual Connection, Replace	Site General	27317	3	Adequate	1	EA	$ 10,211.40	$ 10,211.40	$ 30,634.20	$26,681	3.00	3			
LBT2 - Administrative Office Building	Equipment	Casework	E2010	Casework, Cabinetry, Standard, Replace	Throughout Building	23156	3	Adequate	50	LF	$ 329.40	$ 16,470.00	$ 49,410.00						

TERM Rating Calculation Sheet - LBT2 - Bus Maintenance Service Garage Building

Facility	Primary Level	Secondary Level	Uniformat Code	Component Detail	Location Description	TERM ID	Inspection Assigned TERM Scale Rating	Condition	Quantity	Unit	Unit Cost	Replacement Total Cost (2021 Dollars)	Rating Num x Replacement Cost	Primary Level Replacement Cost	Primary Level Calculated Rating	Primary Level FTA Rounded Rating	Facility Replacement Cost	Facility Calculated Rating	Facility FTA Rounded Rating
LBT2 - Bus Maintenance Service Garage Building	Substructure	Foundation System	A1011	Concrete Slab on Grade w/Continuous and Integral Footings	Throughout	3358662	3	Adequate	1,020	LF	$ 214.11	$ 218,392.20	$ 655,176.60	$307,982	3.00	3	$9,635,600	3.01	3
LBT2 - Bus Maintenance Service Garage Building	Substructure	Basement Wall, CMU	A2011	Basement Wall, Masonry (CMU)	Lube Pit	3397017	3	Adequate	1,700	SF	$ 52.70	$ 89,590.00	$ 268,770.00						
LBT2 - Bus Maintenance Service Garage Building	Shell	Structural Framing	B1011	Steel Columns & Beams	Throughout	3358661	3	Adequate	49,786	SF	$ 38.43	$ 1,913,275.98	$ 5,739,827.94	$5,786,011	3.00	3			
LBT2 - Bus Maintenance Service Garage Building	Shell	Structural Framing	B1011	Masonry (CMU) Bearing Walls	Throughout	3358660	3	Adequate	36,300	SF	$ 39.53	$ 1,434,939.00	$ 4,304,817.00						
LBT2 - Bus Maintenance Service Garage Building	Shell	Roof Structure	B1021	Flat, Metal Deck Over Steel Beams	Throughout	3358663	3	Adequate	49,786	SF	$ 32.94	$ 1,639,950.84	$ 4,919,852.52						
LBT2 - Bus Maintenance Service Garage Building	Shell	Stairs	B1080	Stairs, Metal, Interior, Refinish	Basement	19886	3	Adequate	300	SF	$ 1.65	$ 495.00	$ 1,485.00						
LBT2 - Bus Maintenance Service Garage Building	Shell	Stairs	B1080	Stairs, Metal or Pan-Filled, Exterior, Replace	Front and rear elevation	19058	3	Adequate	400	SF	$ 52.70	$ 21,080.00	$ 63,240.00						
LBT2 - Bus Maintenance Service Garage Building	Shell	Exterior Walls	B2010	Exterior Walls, any painted surface, 1-2 Story Building, Prep & Paint	Building exterior	19221	3	Adequate	9,500	SF	$ 3.29	$ 31,255.00	$ 93,765.00						
LBT2 - Bus Maintenance Service Garage Building	Shell	Glazing	B2020	Glazing, any type by SF, Replace	Building exterior	52410	3	Adequate	200	SF	$ 60.39	$ 12,078.00	$ 36,234.00						
LBT2 - Bus Maintenance Service Garage Building	Shell	Exterior Door	B2050	Exterior Door, Steel, Commercial, Replace	Building exterior	76755	3	Adequate	32	EA	$ 4,457.88	$ 142,652.16	$ 427,956.48						
LBT2 - Bus Maintenance Service Garage Building	Shell	Overhead/Dock Door	B2050	Overhead/Dock Door, Steel, 20'x20' (400 SF), Replace	Building exterior	19649	3	Adequate	15	EA	$ 9,882.00	$ 148,230.00	$ 444,690.00						
LBT2 - Bus Maintenance Service Garage Building	Shell	Roofing	B3010	Roofing, Modified Bitumen, Replace	Roof	19727	3	Adequate	40,000	SF	$ 10.98	$ 439,200.00	$ 1,317,600.00						
LBT2 - Bus Maintenance Service Garage Building	Shell	Roof Skylight	B3060	Roof Skylight, per unit, up to 20 SF, Replace	Roof	19774	3	Adequate	2	EA	$ 1,427.40	$ 2,854.80	$ 8,564.40						
LBT2 - Bus Maintenance Service Garage Building	Interior	Door Hardware	C1030	Door Hardware, Office, per Door, Replace	Throughout	26668	3	Adequate	100	EA	$ 384.30	$ 38,430.00	$ 115,290.00	$928,921	3.00	3			
LBT2 - Bus Maintenance Service Garage Building	Interior	Suspended Ceilings	C1070	Suspended Ceilings, Acoustical Tile (ACT), Replace	Office	20151	3	Adequate	4,000	SF	$ 3.84	$ 15,360.00	$ 46,080.00						
LBT2 - Bus Maintenance Service Garage Building	Interior	Toilet Partitions	C1090	Toilet Partitions, Plastic/Laminate, Replace	Restrooms	30258	3	Adequate	6	EA	$ 823.50	$ 4,941.00	$ 14,823.00						
LBT2 - Bus Maintenance Service Garage Building	Interior	Lockers	C1090	Lockers, Steel-Baked Enamel, 6' Height per LF, Replace	Throughout	24068	3	Adequate	200	LF	$ 549.00	$ 109,800.00	$ 329,400.00						
LBT2 - Bus Maintenance Service Garage Building	Interior	Wall Finishes	C2010	Wall Finishes, Ceramic Tile, Replace	Restroom	19946	3	Adequate	2,000	SF	$ 19.76	$ 39,520.00	$ 118,560.00						
LBT2 - Bus Maintenance Service Garage Building	Interior	Wall Finishes	C2010	Wall Finishes, any surface, Prep & Paint	Throughout	26647	3	Adequate	70,000	SF	$ 1.65	$ 115,500.00	$ 346,500.00						
LBT2 - Bus Maintenance Service Garage Building	Interior	Flooring	C2030	Flooring, any surface, w/ Paint or Sealant, Prep & Paint	Locker room	20027	3	Adequate	7,000	SF	$ 1.65	$ 11,550.00	$ 34,650.00						
LBT2 - Bus Maintenance Service Garage Building	Interior	Flooring	C2030	Flooring, any surface, w/ Epoxy Coating, Prep & Paint	Service Garage	20032	3	Adequate	30,000	SF	$ 13.18	$ 395,400.00	$ 1,186,200.00						
LBT2 - Bus Maintenance Service Garage Building	Interior	Flooring	C2030	Flooring, Ceramic Tile, Replace	Restrooms	20037	3	Adequate	1,000	SF	$ 19.76	$ 19,760.00	$ 59,280.00						
LBT2 - Bus Maintenance Service Garage Building	Interior	Flooring	C2030	Flooring, Vinyl Tile (VCT), Replace	Breakroom and hallways	20068	3	Adequate	5,000	SF	$ 5.49	$ 27,450.00	$ 82,350.00						
LBT2 - Bus Maintenance Service Garage Building	Interior	Flooring	C2030	Flooring, Carpet, Commercial Standard, Replace	Office	20085	3	Adequate	4,000	SF	$ 8.24	$ 32,960.00	$ 98,880.00						
LBT2 - Bus Maintenance Service Garage Building	Interior	Ceiling Finishes	C2050	Ceiling Finishes, exposed irregular elements, Prep & Paint	Throughout	26646	3	Adequate	43,000	SF	$ 2.75	$ 118,250.00	$ 354,750.00						
LBT2 - Bus Maintenance Service Garage Building	Convey	Elevator Controls	D1010	Elevator Controls, Automatic, 1 Car, Replace	Mechanical Room	30218	3	Adequate	1	EA	$ 5,490.00	$ 5,490.00	$ 16,470.00	$88,938	3.00	3			
LBT2 - Bus Maintenance Service Garage Building	Convey	Passenger Elevator	D1010	Passenger Elevator, Hydraulic, 2 Floors, 3000 to 4000 LB, Renovate	Mechanical Room	20190	3	Adequate	1	EA	$ 65,880.00	$ 65,880.00	$ 197,640.00						
LBT2 - Bus Maintenance Service Garage Building	Convey	Elevator Cab Finishes	D1010	Elevator Cab Finishes, Standard, Replace	us Maintenance/Service Garag	26771	3	Adequate	1	EA	$ 9,882.00	$ 9,882.00	$ 29,646.00						
LBT2 - Bus Maintenance Service Garage Building	Convey	Crane	D1050	Crane, 1 Ton, Replace	Garage	28029	3	Adequate	1	EA	$ 7,686.00	$ 7,686.00	$ 23,058.00						

TERM Rating Calculation Sheet - LBT2 - Bus Maintenance Service Garage Building

Facility	Primary Level	Secondary Level	Uniformat Code	Component Detail	Location Description	TERM ID	Inspection Assigned TERM Scale Rating	Condition	Quantity	Unit	Unit Cost	Replacement Total Cost (2021 Dollars)	Rating Num x Replacement Cost	Primary Level Replacement Cost	Primary Level Calculated Rating	Primary Level FTA Rounded Rating	Facility Replacement Cost	Facility Calculated Rating	Facility FTA Rounded Rating
LBT2 - Bus Maintenance Service Garage Building	Plumbing	Water Heater	D2010	Water Heater, Gas, Commercial (125 MBH), 75 to 99 GAL, Replace	Laundry room	20588	3	Adequate	1	EA	$ 13,615.20	$ 13,615.20	$ 40,845.60	$277,339	3.19	3			
LBT2 - Bus Maintenance Service Garage Building	Plumbing	Water Heater	D2010	Water Heater, Gas, Commercial (400 MBH), 100 to 199 GAL, Replace	Utility room	20589	4	Good	1	EA	$ 24,156.00	$ 24,156.00	$ 96,624.00						
LBT2 - Bus Maintenance Service Garage Building	Plumbing	Water Heater	D2010	Water Heater, Gas, Commercial (270 MBH), 100 to 199 GAL, Replace	Utility room	20589	4	Good	1	EA	$ 24,156.00	$ 24,156.00	$ 96,624.00						
LBT2 - Bus Maintenance Service Garage Building	Plumbing	Plumbing System	D2010	Plumbing System, Supply & Sanitary, Very Low Density (excludes fixtures), Replace	Throughout	25531	3	Adequate	47,000	SF	$ 1.10	$ 51,700.00	$ 155,100.00						
LBT2 - Bus Maintenance Service Garage Building	Plumbing	Shower	D2010	Shower, Valves & Heads, Single Showerhead, Replace	Lockers	30212	3	Adequate	4	EA	$ 878.40	$ 3,513.60	$ 10,540.80						
LBT2 - Bus Maintenance Service Garage Building	Plumbing	Sink/Lavatory	D2010	Sink/Lavatory, Service Sink, Laundry, Replace	Throughout	30215	3	Adequate	4	EA	$ 988.20	$ 3,952.80	$ 11,858.40						
LBT2 - Bus Maintenance Service Garage Building	Plumbing	Urinal	D2010	Urinal, Standard, Replace	Restrooms	20229	3	Adequate	6	EA	$ 1,207.80	$ 7,246.80	$ 21,740.40						
LBT2 - Bus Maintenance Service Garage Building	Plumbing	Drinking Fountain	D2010	Drinking Fountain, Wall-Mounted, Bi-Level, Replace	Throughout	24921	4	Good	2	EA	$ 1,647.00	$ 3,294.00	$ 13,176.00						
LBT2 - Bus Maintenance Service Garage Building	Plumbing	Emergency Plumbing Fixtures	D2010	Emergency Plumbing Fixtures, Eye Wash & Shower Station, Replace	Throughout	20287	3	Adequate	3	EA	$ 2,525.40	$ 7,576.20	$ 22,728.60						
LBT2 - Bus Maintenance Service Garage Building	Plumbing	Sink/Lavatory	D2010	Sink/Lavatory, Service Sink, Wall-Hung, Replace	Throughout	20248	3	Adequate	3	EA	$ 1,537.20	$ 4,611.60	$ 13,834.80						
LBT2 - Bus Maintenance Service Garage Building	Plumbing	Sink/Lavatory	D2010	Sink/Lavatory, Service Sink, Floor, Replace	Throughout	20244	3	Adequate	2	EA	$ 878.40	$ 1,756.80	$ 5,270.40						
LBT2 - Bus Maintenance Service Garage Building	Plumbing	Sink/Lavatory	D2010	Sink/Lavatory, Drop-In Style, Stainless Steel, Replace	Breakroom	20262	3	Adequate	1	EA	$ 1,317.60	$ 1,317.60	$ 3,952.80						
LBT2 - Bus Maintenance Service Garage Building	Plumbing	Sink/Lavatory	D2010	Sink/Lavatory, Trough Style, Replace	Restrooms	26838	3	Adequate	4	EA	$ 5,270.40	$ 21,081.60	$ 63,244.80						
LBT2 - Bus Maintenance Service Garage Building	Plumbing	Sink/Lavatory	D2010	Sink/Lavatory, Wall-Hung, Replace	Restroom	20250	3	Adequate	2	EA	$ 1,866.60	$ 3,733.20	$ 11,199.60						
LBT2 - Bus Maintenance Service Garage Building	Plumbing	Toilet	D2010	Toilet, Commercial Water Closet, Replace	Restroom	20225	3	Adequate	6	EA	$ 1,427.40	$ 8,564.40	$ 25,693.20						
LBT2 - Bus Maintenance Service Garage Building	Plumbing	Air Compressor	D2060	Air Compressor, Tank-Style, 25 HP, Replace	Garage	20720	3	Adequate	1	EA	$ 45,457.20	$ 45,457.20	$ 136,371.60						
LBT2 - Bus Maintenance Service Garage Building	Plumbing	Supplemental Components	D2060	Supplemental Components, Compressed Air Dryer, Process Support, 100 CFM, Replace	Garage	20740	3	Adequate	1	EA	$ 6,148.80	$ 6,148.80	$ 18,446.40						
LBT2 - Bus Maintenance Service Garage Building	Plumbing	Air Compressor	D2060	Air Compressor, Tank-Style, 25 HP, Replace	Garage	20720	3	Adequate	1	EA	$ 45,457.20	$ 45,457.20	$ 136,371.60						
LBT2 - Bus Maintenance Service Garage Building	HVAC	Infrared Heater	D3020	Infrared Heater, Gas-Fired Tubular, 20 LF, 80 MBH, Replace	Throughout Building	25064	3	Adequate	12	EA	$ 4,172.40	$ 50,068.80	$ 150,206.40	$565,376	3.01	3			
LBT2 - Bus Maintenance Service Garage Building	HVAC	Split System Ductless	D3030	Split System Ductless, Single Zone, Replace	Roof	21417	3	Adequate	1	EA	$ 3,843.00	$ 3,843.00	$ 11,529.00						
LBT2 - Bus Maintenance Service Garage Building	HVAC	Packaged Unit	D3050	Packaged Unit, RTU, Pad or Roof-Mounted, Replace	Fuel island roof	22316	3	Adequate	1	EA	$ 8,235.00	$ 8,235.00	$ 24,705.00						
LBT2 - Bus Maintenance Service Garage Building	HVAC	Packaged Unit	D3050	Packaged Unit, RTU, Pad or Roof-Mounted, 6 to 7.5 TON, Replace	Roof	22320	3	Adequate	1	EA	$ 16,470.00	$ 16,470.00	$ 49,410.00						
LBT2 - Bus Maintenance Service Garage Building	HVAC	Packaged Unit	D3050	Packaged Unit, RTU, Pad or Roof-Mounted, 6 to 7.5 TON, Replace	Roof	22320	3	Adequate	1	EA	$ 16,470.00	$ 16,470.00	$ 49,410.00						
LBT2 - Bus Maintenance Service Garage Building	HVAC	Packaged Unit	D3050	Packaged Unit, RTU, Pad or Roof-Mounted, Replace	Roof	22316	3	Adequate	1	EA	$ 8,235.00	$ 8,235.00	$ 24,705.00						
LBT2 - Bus Maintenance Service Garage Building	HVAC	Packaged Unit	D3050	Packaged Unit, RTU, Pad or Roof-Mounted, Replace	Roof	22316	3	Adequate	1	EA	$ 8,235.00	$ 8,235.00	$ 24,705.00						
LBT2 - Bus Maintenance Service Garage Building	HVAC	Packaged Unit	D3050	Packaged Unit, RTU, Pad or Roof-Mounted, 4 TON, Replace	Roof	22318	3	Adequate	1	EA	$ 9,882.00	$ 9,882.00	$ 29,646.00						
LBT2 - Bus Maintenance Service Garage Building	HVAC	Packaged Unit	D3050	Packaged Unit, RTU, Pad or Roof-Mounted, 5 TON, Replace	Roof	22319	3	Adequate	1	EA	$ 12,078.00	$ 12,078.00	$ 36,234.00						
LBT2 - Bus Maintenance Service Garage Building	HVAC	HVAC System	D3050	HVAC System, Ductwork, Medium Density, Replace	Throughout	25402	3	Adequate	47,000	SF	$ 4.39	$ 206,330.00	$ 618,990.00						
LBT2 - Bus Maintenance Service Garage Building	HVAC	Make-Up Air Unit	D3050	Make-Up Air Unit, MUA or MAU, 2000 to 6000 CFM, Replace	Roof	21602	3	Adequate	1	EA	$ 38,430.00	$ 38,430.00	$ 115,290.00						

TERM Rating Calculation Sheet - LBT2 - Bus Maintenance Service Garage Building

Facility	Primary Level	Secondary Level	Uniformat Code	Component Detail	Location Description	TERM ID	Inspection Assigned TERM Scale Rating	Condition	Quantity	Unit	Unit Cost	Replacement Total Cost (2021 Dollars)	Rating Num x Replacement Cost	Primary Level Replacement Cost	Primary Level Calculated Rating	Primary Level FTA Rounded Rating	Facility Replacement Cost	Facility Calculated Rating	Facility FTA Rounded Rating
LBT2 - Bus Maintenance Service Garage Building	HVAC	Make-Up Air Unit	D3050	Make-Up Air Unit, MUA or MAU, 2000 to 6000 CFM, Replace	Roof	21602	3	Adequate	1	EA	$ 38,430.00	$ 38,430.00	$ 115,290.00						
LBT2 - Bus Maintenance Service Garage Building	HVAC	Make-Up Air Unit	D3050	Make-Up Air Unit, MUA or MAU, 2000 to 6000 CFM, Replace	Roof	21602	3	Adequate	1	EA	$ 38,430.00	$ 38,430.00	$ 115,290.00						
LBT2 - Bus Maintenance Service Garage Building	HVAC	Exhaust Fan	D3060	Exhaust Fan, Roof or Wall-Mounted, 12" Damper, 501 to 1000 CFM, Replace	Roof	21787	2	Marginal	1	EA	$ 1,537.20	$ 1,537.20	$ 3,074.40						
LBT2 - Bus Maintenance Service Garage Building	HVAC	Exhaust Fan	D3060	Exhaust Fan, Roof or Wall-Mounted, 12" Damper, 501 to 1000 CFM, Replace	Service roof	21787	2	Marginal	1	EA	$ 1,537.20	$ 1,537.20	$ 3,074.40						
LBT2 - Bus Maintenance Service Garage Building	HVAC	Exhaust Fan	D3060	Exhaust Fan, Roof or Wall-Mounted, 24" Damper, 2001 to 5000 CFM, Replace	Service roof	21791	3	Adequate	1	EA	$ 3,294.00	$ 3,294.00	$ 9,882.00						
LBT2 - Bus Maintenance Service Garage Building	HVAC	Exhaust Fan	D3060	Exhaust Fan, Roof or Wall-Mounted, 24" Damper, 2001 to 5000 CFM, Replace	Roof	21791	3	Adequate	1	EA	$ 3,294.00	$ 3,294.00	$ 9,882.00						
LBT2 - Bus Maintenance Service Garage Building	HVAC	Exhaust Fan	D3060	Exhaust Fan, Roof or Wall-Mounted, 24" Damper, 2001 to 5000 CFM, Replace	Fuel island roof	21791	3	Adequate	1	EA	$ 3,294.00	$ 3,294.00	$ 9,882.00						
LBT2 - Bus Maintenance Service Garage Building	HVAC	Exhaust Fan	D3060	Exhaust Fan, Roof or Wall-Mounted, 24" Damper, 2001 to 5000 CFM, Replace	Roof	21791	3	Adequate	1	EA	$ 3,294.00	$ 3,294.00	$ 9,882.00						
LBT2 - Bus Maintenance Service Garage Building	HVAC	Exhaust Fan	D3060	Exhaust Fan, Roof or Wall-Mounted, 24" Damper, 2001 to 5000 CFM, Replace	Roof	21791	3	Adequate	1	EA	$ 3,294.00	$ 3,294.00	$ 9,882.00						
LBT2 - Bus Maintenance Service Garage Building	HVAC	Exhaust Fan	D3060	Exhaust Fan, Roof or Wall-Mounted, 28" Damper, 5001 to 8500 CFM, Replace	Roof	21792	3	Adequate	1	EA	$ 4,392.00	$ 4,392.00	$ 13,176.00						
LBT2 - Bus Maintenance Service Garage Building	HVAC	Exhaust Fan	D3060	Exhaust Fan, Roof or Wall-Mounted, 28" Damper, 5001 to 8500 CFM, Replace	Service roof	21792	3	Adequate	1	EA	$ 4,392.00	$ 4,392.00	$ 13,176.00						
LBT2 - Bus Maintenance Service Garage Building	HVAC	Exhaust Fan	D3060	Exhaust Fan, Roof or Wall-Mounted, 10" Damper, 50 to 500 CFM, Replace	Roof	21786	3	Adequate	1	EA	$ 1,317.60	$ 1,317.60	$ 3,952.80						
LBT2 - Bus Maintenance Service Garage Building	HVAC	Exhaust Fan	D3060	Exhaust Fan, Roof or Wall-Mounted, 24" Damper, 2001 to 5000 CFM, Replace	Fuel island roof	21791	3	Adequate	1	EA	$ 3,294.00	$ 3,294.00	$ 9,882.00						
LBT2 - Bus Maintenance Service Garage Building	HVAC	Exhaust Fan	D3060	Exhaust Fan, Roof or Wall-Mounted, 24" Damper, 2001 to 5000 CFM, Replace	Roof	21791	3	Adequate	1	EA	$ 3,294.00	$ 3,294.00	$ 9,882.00						
LBT2 - Bus Maintenance Service Garage Building	HVAC	Exhaust Fan	D3060	Exhaust Fan, Roof or Wall-Mounted, 36"Damper, 8501 to 15000 CFM, Replace	Roof	21793	3	Adequate	1	EA	$ 6,148.80	$ 6,148.80	$ 18,446.40						
LBT2 - Bus Maintenance Service Garage Building	HVAC	Exhaust Fan	D3060	Exhaust Fan, Roof or Wall-Mounted, 16" Damper, 1001 to 2000 CFM, Replace	Fuel island roof	21790	3	Adequate	1	EA	$ 2,635.20	$ 2,635.20	$ 7,905.60						
LBT2 - Bus Maintenance Service Garage Building	HVAC	Exhaust Fan	D3060	Exhaust Fan, Roof or Wall-Mounted, 28" Damper, 5001 to 8500 CFM, Replace	Roof	21792	3	Adequate	1	EA	$ 4,392.00	$ 4,392.00	$ 13,176.00						
LBT2 - Bus Maintenance Service Garage Building	HVAC	Exhaust Fan	D3060	Exhaust Fan, Roof or Wall-Mounted, 28" Damper, 5001 to 8500 CFM, Replace	Service roof	21792	3	Adequate	1	EA	$ 4,392.00	$ 4,392.00	$ 13,176.00						
LBT2 - Bus Maintenance Service Garage Building	HVAC	Exhaust Fan	D3060	Exhaust Fan, Roof or Wall-Mounted, 28" Damper, 5001 to 8500 CFM, Replace	Service roof	21792	3	Adequate	1	EA	$ 4,392.00	$ 4,392.00	$ 13,176.00						
LBT2 - Bus Maintenance Service Garage Building	HVAC	Spun Aluminum Gravity Ventilator Intake/Relief	D3060	Spun Aluminum Gravity Ventilator Intake/Relief, Roof or Wall-Mounted, Replace	Roof	21791	3	Adequate	1	EA	$ 3,294.00	$ 3,294.00	$ 9,882.00						
LBT2 - Bus Maintenance Service Garage Building	HVAC	Exhaust Fan	D3060	Exhaust Fan, Roof or Wall-Mounted, 24" Damper, 2001 to 5000 CFM, Replace	Fuel island roof	21791	3	Adequate	1	EA	$ 3,294.00	$ 3,294.00	$ 9,882.00						
LBT2 - Bus Maintenance Service Garage Building	HVAC	Exhaust Fan	D3060	Exhaust Fan, Roof or Wall-Mounted, 28" Damper, 5001 to 8500 CFM, Replace	Roof	21792	3	Adequate	1	EA	$ 4,392.00	$ 4,392.00	$ 13,176.00						
LBT2 - Bus Maintenance Service Garage Building	HVAC	Exhaust Fan	D3060	Exhaust Fan, Roof or Wall-Mounted, 24" Damper, 2001 to 5000 CFM, Replace	Fuel island roof	21791	3	Adequate	1	EA	$ 3,294.00	$ 3,294.00	$ 9,882.00						
LBT2 - Bus Maintenance Service Garage Building	HVAC	Exhaust Fan	D3060	Exhaust Fan, Roof or Wall-Mounted, 28" Damper, 5001 to 8500 CFM, Replace	Roof	21792	3	Adequate	1	EA	$ 4,392.00	$ 4,392.00	$ 13,176.00						
LBT2 - Bus Maintenance Service Garage Building	HVAC	Spun Aluminum Gravity Ventilator Intake/Relief	D3060	Spun Aluminum Gravity Ventilator Intake/Relief, Roof or Wall-Mounted, Replace	Roof	21791	3	Adequate	1	EA	$ 3,294.00	$ 3,294.00	$ 9,882.00						
LBT2 - Bus Maintenance Service Garage Building	HVAC	Filtered Air Supply Package	D3060	Filtered Air Supply Package, Roof or Wall-Mounted, Replace	Roof	21791	3	Adequate	1	EA	$ 3,294.00	$ 3,294.00	$ 9,882.00						
LBT2 - Bus Maintenance Service Garage Building	HVAC	Exhaust Fan	D3060	Exhaust Fan, Roof or Wall-Mounted, 16" Damper, 1001 to 2000 CFM, Replace	Roof	21790	3	Adequate	1	EA	$ 2,635.20	$ 2,635.20	$ 7,905.60						
LBT2 - Bus Maintenance Service Garage Building	HVAC	Exhaust Fan	D3060	Exhaust Fan, Roof or Wall-Mounted, 24" Damper, 2001 to 5000 CFM, Replace	Roof	21791	3	Adequate	1	EA	$ 3,294.00	$ 3,294.00	$ 9,882.00						
LBT2 - Bus Maintenance Service Garage Building	HVAC	Exhaust Fan	D3060	Exhaust Fan, Roof or Wall-Mounted, 24" Damper, 2001 to 5000 CFM, Replace	Fuel island roof	21791	3	Adequate	1	EA	$ 3,294.00	$ 3,294.00	$ 9,882.00						

TERM Rating Calculation Sheet - LBT2 - Bus Maintenance Service Garage Building

Facility	Primary Level	Secondary Level	Uniformat Code	Component Detail	Location Description	TERM ID	Inspection Assigned TERM Scale Rating	Condition	Quantity	Unit	Unit Cost	Replacement Total Cost (2021 Dollars)	Rating Num x Replacement Cost	Primary Level Replacement Cost	Primary Level Calculated Rating	Primary Level FTA Rounded Rating	Facility Replacement Cost	Facility Calculated Rating	Facility FTA Rounded Rating
LBT2 - Bus Maintenance Service Garage Building	HVAC	Exhaust Fan	D3060	Exhaust Fan, Roof or Wall-Mounted, 28" Damper, 5001 to 8500 CFM, Replace	Training roof	21792	3	Adequate	1	EA	$ 4,392.00	$ 4,392.00	$ 13,176.00						
LBT2 - Bus Maintenance Service Garage Building	HVAC	Exhaust Fan	D3060	Exhaust Fan, Centrifugal, 24" Damper, Replace	Roof	21726	3	Adequate	1	EA	$ 3,294.00	$ 3,294.00	$ 9,882.00						
LBT2 - Bus Maintenance Service Garage Building	HVAC	Spun Aluminum Gravity Ventilator Intake/Relief	D3060	Spun Aluminum Gravity Ventilator Intake/Relief, Roof or Wall-Mounted, Replace	Fuel island roof	21726	3	Adequate	1	EA	$ 3,294.00	$ 3,294.00	$ 9,882.00						
LBT2 - Bus Maintenance Service Garage Building	HVAC	Exhaust Fan	D3060	Exhaust Fan, Roof or Wall-Mounted, 24" Damper, 2001 to 5000 CFM, Replace	Service roof	21791	4	Good	1	EA	$ 3,294.00	$ 3,294.00	$ 13,176.00						
LBT2 - Bus Maintenance Service Garage Building	HVAC	Exhaust Fan	D3060	Exhaust Fan, Roof or Wall-Mounted, 24" Damper, 2001 to 5000 CFM, Replace	Roof	21791	4	Good	1	EA	$ 3,294.00	$ 3,294.00	$ 13,176.00						
LBT2 - Bus Maintenance Service Garage Building	Fire Protection	Fire Suppression System	D4010	Fire Suppression System, Existing Sprinkler Heads, by SF, Replace	Throughout	22436	3	Adequate	47,000	SF	$ 1.17	$ 54,990.00	$ 164,970.00	$54,990	$ 3.00	3			
LBT2 - Bus Maintenance Service Garage Building	Electrical	Generator	D5010	Generator, Diesel, 305 to 400 KW, Replace	Site-Next to Site enterance	23043	3	Adequate	1	EA	$ 131,760.00	$ 131,760.00	$ 395,280.00	$1,259,029	$ 3.00	3			
LBT2 - Bus Maintenance Service Garage Building	Electrical	Uninterruptible Power Supply	D5010	Uninterruptible Power Supply, UPS, 5 KVA, Replace	Server room	23060	3	Adequate	1	EA	$ 10,540.80	$ 10,540.80	$ 31,622.40						
LBT2 - Bus Maintenance Service Garage Building	Electrical	Secondary Transformer	D5020	Secondary Transformer, Dry, Stepdown, Replace	Body Shop	22716	3	Adequate	2	EA	$ 8,344.80	$ 16,689.60	$ 50,068.80						
LBT2 - Bus Maintenance Service Garage Building	Electrical	Secondary Transformer	D5020	Secondary Transformer, Dry, Stepdown, Replace	Maintenance room	22716	3	Adequate	1	EA	$ 8,344.80	$ 8,344.80	$ 25,034.40						
LBT2 - Bus Maintenance Service Garage Building	Electrical	Secondary Transformer	D5020	Secondary Transformer, Dry, Stepdown, Replace	Tire Storage	22716	3	Adequate	1	EA	$ 8,344.80	$ 8,344.80	$ 25,034.40						
LBT2 - Bus Maintenance Service Garage Building	Electrical	Secondary Transformer	D5020	Secondary Transformer, Dry, Stepdown, Replace	Electrical room	22716	3	Adequate	1	EA	$ 8,344.80	$ 8,344.80	$ 25,034.40						
LBT2 - Bus Maintenance Service Garage Building	Electrical	Switchboard	D5020	Switchboard, 277/480 V, 1600 AMP, Replace	Electrical room	22540	3	Adequate	1	EA	$ 82,350.00	$ 82,350.00	$ 247,050.00						
LBT2 - Bus Maintenance Service Garage Building	Electrical	Switchboard	D5020	Switchboard, 277/480 V, 1600 AMP, Replace	Electrical room	22540	3	Adequate	1	EA	$ 82,350.00	$ 82,350.00	$ 247,050.00						
LBT2 - Bus Maintenance Service Garage Building	Electrical	Motor Control Center	D5020	Motor Control Center, w/ Main Breaker, 600 AMP, Replace	Electrical room	22512	3	Adequate	1	EA	$ 16,470.00	$ 16,470.00	$ 49,410.00						
LBT2 - Bus Maintenance Service Garage Building	Electrical	Motor Control Center	D5020	Motor Control Center, w/ Main Breaker, 600 AMP, Replace	Electrical room	22512	3	Adequate	1	EA	$ 16,470.00	$ 16,470.00	$ 49,410.00						
LBT2 - Bus Maintenance Service Garage Building	Electrical	Electrical System	D5030	Electrical System, Wiring & Switches, Average or Low Density/Complexity, Replace	Throughout	22807	3	Adequate	47,000	SF	$ 2.75	$ 129,250.00	$ 387,750.00						
LBT2 - Bus Maintenance Service Garage Building	Electrical	Exterior Light	D5040	Exterior Light, Building-Mounted, Doorway/Soffit/Lower-Lumen, Replace	Building exterior	26417	3	Adequate	20	EA	$ 439.20	$ 8,784.00	$ 26,352.00						
LBT2 - Bus Maintenance Service Garage Building	Electrical	Interior Lighting System	D5040	Interior Lighting System, Full Upgrade, High Density & Standard Fixtures, Replace	Throughout	22902	3	Adequate	47,000	SF	$ 5.49	$ 258,030.00	$ 774,090.00						
LBT2 - Bus Maintenance Service Garage Building	Electrical	Intercom/PA System	D6060	Intercom/PA System, Intercom System Upgrade, Facility-Wide, Replace	Throughout	31734	3	Adequate	47,000	SF	$ 1.65	$ 77,550.00	$ 232,650.00						
LBT2 - Bus Maintenance Service Garage Building	Electrical	Security/Surveillance System	D7030	Security/Surveillance System, Full System Upgrade, Average Density, Replace	Throughout	31735	3	Adequate	47,000	SF	$ 2.20	$ 103,400.00	$ 310,200.00						
LBT2 - Bus Maintenance Service Garage Building	Electrical	Fire Alarm Panel	D7050	Fire Alarm Panel, Fully Addressable, Replace	Office	22922	3	Adequate	1	EA	$ 16,470.00	$ 16,470.00	$ 49,410.00						
LBT2 - Bus Maintenance Service Garage Building	Electrical	Fire Alarm System	D7050	Fire Alarm System, Full System Upgrade, Standard Addressable, Install	Throughout	22929	3	Adequate	47,000	SF	$ 3.29	$ 154,630.00	$ 463,890.00						
LBT2 - Bus Maintenance Service Garage Building	Electrical	BAS/HVAC Controls	D8010	BAS/HVAC Controls, Basic System or Legacy Upgrades, Install	Throughout	30193	3	Adequate	47,000	SF	$ 2.75	$ 129,250.00	$ 387,750.00						
LBT2 - Bus Maintenance Service Garage Building	Equipment	Drop Box Vault	E1010	Drop Box Vault, Stainless Steel, Wall Mount, Replace	Service Canopy	36188	3	Adequate	1	EA	$ 14,940.49	$ 14,940.49	$ 44,821.47	$297,236	$ 3.00	3			
LBT2 - Bus Maintenance Service Garage Building	Equipment	Vehicle Scissors Lift	E1030	Vehicle Scissors Lift, Parallel, In-Ground, 75,000 LB, Replace	Chassis Wash	36172	3	Adequate	1	EA	$ 130,343.58	$ 130,343.58	$ 391,030.74						
LBT2 - Bus Maintenance Service Garage Building	Equipment	Laundry Equipment	E1030	Laundry Equipment, Washer, Commercial, 31 to 50 LB, Replace	Laundry room	25523	3	Adequate	1	EA	$ 7,686.00	$ 7,686.00	$ 23,058.00						
LBT2 - Bus Maintenance Service Garage Building	Equipment	Vacuum System	E1030	Vacuum System, Vehicle, Replace	Fuel Canopy	36191	3	Adequate	2	EA	$ 15,888.06	$ 31,776.12	$ 95,328.36						
LBT2 - Bus Maintenance Service Garage Building	Equipment	Gear Oil Storage Tank	E1030	Gear Oil Storage Tank, Steel, 600 Gallon, Surface Mount, Replace	Throughout	36192	3	Adequate	5	EA	$ 3,755.16	$ 18,775.80	$ 56,327.40						

TERM Rating Calculation Sheet - LBT2 - Bus Maintenance Service Garage Building

Facility	Primary Level	Secondary Level	Uniformat Code	Component Detail	Location Description	TERM ID	Inspection Assigned TERM Scale Rating	Condition	Quantity	Unit	Unit Cost	Replacement Total Cost (2021 Dollars)	Rating Num x Replacement Cost	Primary Level Replacement Cost	Primary Level Calculated Rating	Primary Level FTA Rounded Rating	Facility Replacement Cost	Facility Calculated Rating	Facility FTA Rounded Rating
LBT2 - Bus Maintenance Service Garage Building	Equipment	Foodservice Equipment	E1030	Foodservice Equipment, Freezer, 2-Door Reach-In, Replace	Breakroom	25515	3	Adequate	1	EA	$ 5,599.80	$ 5,599.80	$ 16,799.40						
LBT2 - Bus Maintenance Service Garage Building	Equipment	Service Sink	E1030	Service Sink, Sink, 3-Bowl, Replace	Throughout	30213	3	Adequate	1	EA	$ 2,745.00	$ 2,745.00	$ 8,235.00						
LBT2 - Bus Maintenance Service Garage Building	Equipment	Healthcare Equipment	E1040	Healthcare Equipment, Defibrillator (AED), Cabinet-Mounted, Replace	Garage	26189	3	Adequate	3	EA	$ 1,647.00	$ 4,941.00	$ 14,823.00						
LBT2 - Bus Maintenance Service Garage Building	Equipment	Residential Appliances	E1060	Residential Appliances, Washer, Replace	Laundry room	23154	4	Good	1	EA	$ 933.30	$ 933.30	$ 3,733.20						
LBT2 - Bus Maintenance Service Garage Building	Equipment	Casework	E2010	Casework, Cabinetry, Standard, Replace	Throughout	23156	3	Adequate	100	LF	$ 329.40	$ 32,940.00	$ 98,820.00						
LBT2 - Bus Maintenance Service Garage Building	Equipment	Pump	G3060	Pump, Compressed Natural Gas (CNG) Pump Equipment, Replace	Fuel Island	29539	3	Adequate	2	EA	$ 23,277.60	$ 46,555.20	$ 139,665.60						
LBT2 - Bus Maintenance Service Garage Building	Site	Pump	G3060	Pump, Gasoline Fuel Dispenser, Replace	Fuel Island	29539	3	Adequate	2	EA	$ 12,297.60	$ 24,595.20	$ 73,785.60	$69,778	$ 3.00	3			
LBT2 - Bus Maintenance Service Garage Building	Site	Pump	G3060	Pump, Diesel Fuel Dispenser, Replace	Fuel Island	29539	3	Adequate	2	EA	$ 12,297.60	$ 24,595.20	$ 73,785.60						
LBT2 - Bus Maintenance Service Garage Building	Site	Fuel Pump/Dispenser	G3060	Fuel Pump/Dispenser, Natural Gas High Rate, Replace	Fuel Island	36153	3	Adequate	1	EA	$ 20,587.50	$ 20,587.50	$ 61,762.50						

TERM Rating Calculation Sheet - LBT2 Site

Facility	Primary Level	Secondary Level	Uniformat Code	Component Detail	Location Description	TERM ID	Inspection Assigned TERM Scale Rating	Condition	Quantity	Unit	Unit Cost	Replacement Total Cost (2021 Dollars)	Rating Num x Replacement Cost	Primary Level Replacement Cost	Primary Level Calculated Rating	Primary Level FTA Rounded Rating	Facility Replacement Cost	Facility Calculated Rating	Facility FTA Rounded Rating
LBT2 - Site	Substructure	Foundation System	A1011	Concrete Slab w/Continuous and Pad Footings	Bus Wash	3372261	3	Adequate	240	LF	$ 175.68	$ 42,163.20	$ 126,489.60	$42,163	3.00	3	$5,387,786	3.00	3
LBT2 - Site	Shell	Structural Framing	B1011	Masonry (CMU) Bearing Walls	Bus Wash	3372263	3	Adequate	3,400	SF	$ 30.74	$ 104,516.00	$ 313,548.00	$216,512	3.00	3			
LBT2 - Site	Shell	Roof Structure	B1021	Pitched, Steel Medium/Heavy Gauge Steel Beams	Bus wash	3315818	3	Adequate	3,400	SF	$ 32.94	$ 111,996.00	$ 335,988.00						
LBT2 - Site	Plumbing	Natural Gas Compressor System	B2050	Natural Gas Compressor System, 300 HP, Enclosure, Replace	Site	36152	3	Adequate	5	EA	$ 268,735.50	$ 1,343,677.50	$ 4,031,032.50	$3,587,270	3.00	3			
LBT2 - Site	Plumbing	Storage Tank	D2010	Storage Tank, Domestic Water, 7000 GAL, Replace	Bus wash	20617	3	Adequate	1	EA	$ 32,940.00	$ 32,940.00	$ 98,820.00						
LBT2 - Site	Plumbing	Water Heater	D2010	Water Heater, Gas, Residential, 30 to 50 GAL, Replace	Bus Wash	20598	3	Adequate	1	EA	$ 1,427.40	$ 1,427.40	$ 4,282.20						
LBT2 - Site	Plumbing	Backflow Preventer	D2010	Backflow Preventer, Domestic Water, 8 IN, Replace	Site	20298	3	Adequate	1	EA	$ 15,811.20	$ 15,811.20	$ 47,433.60						
LBT2 - Site	Plumbing	Pump	D2030	Pump, Sump, 3 HP, Replace	Site	20711	3	Adequate	1	EA	$ 4,688.46	$ 4,688.46	$ 14,065.38						
LBT2 - Site	Plumbing	Dehydrator	D2060	Dehydrator, Natural Gas Dryer, Replace	CNG Station	36165	3	Adequate	1	EA	$ 78,660.72	$ 78,660.72	$ 235,982.16						
LBT2 - Site	Plumbing	Air Compressor	D2060	Air Compressor, Tank-Style, 5 HP, Replace	Bus Wash	20717	4	Good	1	EA	$ 11,638.80	$ 11,638.80	$ 46,555.20						
LBT2 - Site	Plumbing	Fuel Station	D2060	Fuel Station, Natural Gas / CNG, Single Stall / Rack, Replace	Site	36150	3	Adequate	5	EA	$ 419,685.25	$ 2,098,426.25	$ 6,295,278.75						
LBT2 - Site	HVAC	Pump	D3010	Pump, Fuel Oil, 5 HP, Replace	Site	20759	3	Adequate	1	EA	$ 3,799.08	$ 3,799.08	$ 11,397.24	$65,177	3.00	3			
LBT2 - Site	HVAC	Storage Tank	D3010	Storage Tank, Fuel, 250 GAL, Replace	Site generator	30206	3	Adequate	1	EA	$ 4,941.00	$ 4,941.00	$ 14,823.00						
LBT2 - Site	HVAC	Infrared Heater	D3020	Infrared Heater, Gas-Fired Tubular, 20 LF, 80 MBH, Replace	Bus Wash	25064	3	Adequate	1	EA	$ 4,172.40	$ 4,172.40	$ 12,517.20						
LBT2 - Site	HVAC	Pump	D3050	Pump, Distribution, Water, 4 to 5 HP, Replace	Bus wash	21853	3	Adequate	1	EA	$ 6,697.80	$ 6,697.80	$ 20,093.40						
LBT2 - Site	HVAC	Make-Up Air Unit	D3050	Make-Up Air Unit, MUA or MAU, 2000 to 6000 CFM, Replace	Ceiling-Bus wash	21602	3	Adequate	1	EA	$ 38,430.00	$ 38,430.00	$ 115,290.00						
LBT2 - Site	HVAC	Blower Fan	D3060	Blower Fan, Fan, 0.5 HP Motor, 5000 CFM, Replace	Bus was	21772	3	Adequate	5	EA	$ 1,427.40	$ 7,137.00	$ 21,411.00						
LBT2 - Site	Electrical	Backflow Preventer	D4010	Backflow Preventer, Fire Suppression, Replace	Site	29015	3	Adequate	1	EA	$ 11,529.00	$ 11,529.00	$ 34,587.00	$357,896	3.00	3			
LBT2 - Site	Electrical	Backflow Preventer	D4010	Backflow Preventer, Fire Suppression, 3 IN, Replace	Site	29013	3	Adequate	1	EA	$ 5,709.60	$ 5,709.60	$ 17,128.80						
LBT2 - Site	Electrical	Generator	D5010	Generator, Diesel, Replace	Site General	23046	3	Adequate	1	EA	$ 307,440.00	$ 307,440.00	$ 922,320.00						
LBT2 - Site	Electrical	Secondary Transformer	D5020	Secondary Transformer, Dry, Stepdown, 30 KVA, Replace	Bus Wash	22715	3	Adequate	1	EA	$ 7,356.60	$ 7,356.60	$ 22,069.80						
LBT2 - Site	Electrical	Secondary Transformer	D5020	Secondary Transformer, Dry, Stepdown, 25 KVA, Replace	Site	22715	3	Adequate	1	EA	$ 7,356.60	$ 7,356.60	$ 22,069.80						
LBT2 - Site	Electrical	Distribution Panel	D5020	Distribution Panel, 120/240 V, 400 AMP, Replace	Bus wash	22698	3	Adequate	1	EA	$ 6,039.00	$ 6,039.00	$ 18,117.00						
LBT2 - Site	Electrical	Motor	D5030	Motor, Motor, Pump, 15 HP, Replace	Site	21610	3	Adequate	1	EA	$ 4,611.60	$ 4,611.60	$ 13,834.80						
LBT2 - Site	Electrical	Interior Lighting System	D5040	Interior Lighting System, Full Upgrade, Low Density & Standard Fixtures, Replace	Bus Wash	22900	3	Adequate	3400	SF	$ 2.31	$ 7,854.00	$ 23,562.00						

TERM Rating Calculation Sheet - LBT2 Site

Facility	Primary Level	Secondary Level	Uniformat Code	Component Detail	Location Description	TERM ID	Inspection Assigned TERM Scale Rating	Condition	Quantity	Unit	Unit Cost	Replacement Total Cost (2021 Dollars)	Rating Num x Replacement Cost	Primary Level Replacement Cost	Primary Level Calculated Rating	Primary Level FTA Rounded Rating	Facility Replacement Cost	Facility Calculated Rating	Facility FTA Rounded Rating
LBT2 - Site	Equipment	Bus Washing Equipment	E1030	Bus Washing Equipment, Replace	Site - bus wash area	36155	3	Adequate	1	EA	$ 43,920.00	$ 43,920.00	$ 131,760.00	$43,920	3.00	3			
LBT2 - Site	Site	Parking Lots	G2020	Parking Lots, Pavement, Asphalt, Seal & Stripe	Site Parking Areas	23230	3	Adequate	55500	SF	$ 0.49	$ 27,195.00	$ 81,585.00	$1,074,847	3.00	3			
LBT2 - Site	Site	Parking Lots	G2020	Parking Lots, Pavement, Asphalt, Mill & Overlay	Site Parking Areas	23229	3	Adequate	55500	SF	$ 3.84	$ 213,120.00	$ 639,360.00						
LBT2 - Site	Site	Vehicular Access Devices	G2020	Vehicular Access Devices, Operator, Large Gate, Replace	Parking enterance	34758	3	Adequate	2	EA	$ 10,321.20	$ 20,642.40	$ 61,927.20						
LBT2 - Site	Site	Trash Receptacle	G2060	Trash Receptacle, Medium-Duty Metal or Precast, Replace	Site	31026	3	Adequate	10	EA	$ 768.60	$ 7,686.00	$ 23,058.00						
LBT2 - Site	Site	Fences & Gates	G2060	Fences & Gates, Pedestrian Gate, Wrought Iron, Replace	Site	19684	3	Adequate	6	EA	$ 878.40	$ 5,270.40	$ 15,811.20						
LBT2 - Site	Site	Picnic Table	G2060	Picnic Table, Precast Concrete, Replace	Site	31589	3	Adequate	10	EA	$ 1,317.60	$ 13,176.00	$ 39,528.00						
LBT2 - Site	Site	Fences & Gates	G2060	Fences & Gates, Fence, Chain Link 4', Replace	Site General	23260	3	Adequate	2000	LF	$ 19.76	$ 39,520.00	$ 118,560.00						
LBT2 - Site	Site	Fences & Gates	G2060	Fences & Gates, Fence, Metal Tube 6', Replace	West parking	23264	3	Adequate	80	LF	$ 43.92	$ 3,513.60	$ 10,540.80						
LBT2 - Site	Site	Retaining Wall	G2060	Retaining Wall, Concrete Masonry Unit (CMU), Replace	Site	23276	3	Adequate	3000	SF	$ 65.88	$ 197,640.00	$ 592,920.00						
LBT2 - Site	Site	Irrigation System	G2080	Irrigation System, Pop-Up Spray Heads, Commercial, Replace/Install	Site General	23306	3	Adequate	30000	SF	$ 1.10	$ 33,000.00	$ 99,000.00						
LBT2 - Site	Site	Pump	G3060	Pump, Gasoline Fuel Dispenser, Replace	Site	29539	3	Adequate	4	EA	$ 12,297.60	$ 49,190.40	$ 147,571.20						
LBT2 - Site	Site	Storage Tank	G3060	Storage Tank, Site Fuel, Underground, 20000 GAL, Replace	Site	27439	3	Adequate	1	EA	$ 71,370.00	$ 71,370.00	$ 214,110.00						
LBT2 - Site	Site	Storage Tank	G3060	Storage Tank, Site Fuel, Underground, 20000 GAL, Replace	Site	27439	3	Adequate	1	EA	$ 71,370.00	$ 71,370.00	$ 214,110.00						
LBT2 - Site	Site	Storage Tank	G3060	Storage Tank, Vehicle Fluids Underground, 1000 GAL, Replace	Site Generator	23449	3	Adequate	3	EA	$ 21,960.00	$ 65,880.00	$ 197,640.00						
LBT2 - Site	Site	Storage Tank	G3060	Storage Tank, Site Fuel, Underground, 4000 GAL, Replace	Site	23449	3	Adequate	1	EA	$ 27,450.00	$ 27,450.00	$ 82,350.00						
LBT2 - Site	Site	Site Walkway Fixture w/ Lamp	G4050	Site Walkway Fixture w/ Lamp, Bollard Style, 150 W, Replace	Parking lot	23470	3	Adequate	6	EA	$ 768.60	$ 4,611.60	$ 13,834.80						
LBT2 - Site	Site	Pole Light Fixture w/ Lamps	G4050	Pole Light Fixture w/ Lamps, any type 30' High, w/ LED Replacement, 400 W, Replace	Site employee parking	23465	3	Adequate	5	EA	$ 7,466.40	$ 37,332.00	$ 111,996.00						
LBT2 - Site	Site	Walkway Lighting	G4050	Walkway Lighting, Bollard Style, Precast Concrete, Replace	Site	49075	3	Adequate	50	EA	$ 1,647.00	$ 82,350.00	$ 247,050.00						
LBT2 - Site	Site	Pole Light Fixture w/ Lamps	G4050	Pole Light Fixture w/ Lamps, any type 30' High, w/ LED Replacement, 150 W, Replace	Site Parking Areas	23465	3	Adequate	14	EA	$ 7,466.40	$ 104,529.60	$ 313,588.80						

TERM Rating Calculation Sheet - LBTCO

Facility	Primary Level	Secondary Level	Uniformat Code	Component Detail	Location Description	TERM ID	Inspection Assigned TERM Scale Rating	Condition	Quantity	Unit	Unit Cost	Replacement Total Cost (2025 Dollars)	Rating Num x Replacement Cost	Primary Level Replacement Cost	Primary Level Calculated Rating	Primary Level FTA Rounded Rating	Facility Replacement Cost	Facility Calculated Rating	Facility FTA Rounded Rating
LBTCO - Administration Office Building and Parking Lot	Substructure	Foundations	A1010	Foundations, Concrete or CMU w/out Footings, Concrete or CMU Walls w/out Footings	Throughout building	3281359	3	Adequate	163,031	SF	$ 26.35	$ 4,296,193.00	$ 12,888,579.00	$4,296,193	3.00	3	$38,934,290	3.05	3
LBTCO - Administration Office Building and Parking Lot	Shell	Structural Framing	B1010	Structural Framing, Steel Columns & Beams, 6+ Story Building	Throughout building	3281316	3	Adequate	168,031	SF	$ 57.10	$ 9,593,898.00	$ 28,781,694.00	$16,273,447	3.02	3			
LBTCO - Administration Office Building and Parking Lot	Shell	Roof Structure	B1020	Roof Structure, Flat, Metal Deck Over Bar Joists, Replace	Roof	3372914	3	Adequate	25,000	SF	$ 30.74	$ 768,600.00	$ 2,305,800.00						
LBTCO - Administration Office Building and Parking Lot	Shell	Exterior Walls	B2010	Exterior Walls, Stucco, Prep & Fog Coat or Paint	Roof Mechanical Room Exterior	3281397	3	Adequate	3,840	SF	$ 4.19	$ 16,106.00	$ 48,318.00						
LBTCO - Administration Office Building and Parking Lot	Shell	Curtain Wall	B2010	Curtain Wall, Glazing, Replace	Building Exterior	3281329	3	Adequate	92,000	SF	$ 60.39	$ 5,555,880.00	$ 16,667,640.00						
LBTCO - Administration Office Building and Parking Lot	Shell	Window	B2020	Window, Ribbon/Banded Style, Aluminum-Framed (by SF), Replace	8th Floor	3281355	3	Adequate	270	SF	$ 60.39	$ 16,305.00	$ 48,915.00						
LBTCO - Administration Office Building and Parking Lot	Shell	Exterior Door	B2050	Exterior Door, Aluminum-Framed & Glazed, Standard Swing, Replace	Building Exterior	3281322	3	Adequate	5	EA	$ 1,427.40	$ 7,137.00	$ 21,411.00						
LBTCO - Administration Office Building and Parking Lot	Shell	Roofing	B3010	Roofing, Modified Bitumen, Replace	Roof	3281364	4	Good	4,885	SF	$ 10.98	$ 53,637.00	$ 214,548.00						
LBTCO - Administration Office Building and Parking Lot	Shell	Roofing	B3010	Roofing, Single-Ply Membrane, TPO/PVC, Replace	Roof	10121727	4	Good	14,030	SF	$ 18.67	$ 261,884.00	$ 1,047,536.00						
LBTCO - Administration Office Building and Parking Lot	Interiors	Interior Window	C1020	Interior Window, Fixed, 24 SF, Replace	7th floor	3281382	3	Adequate	2	EA	$ 933.30	$ 1,867.00	$ 5,601.00	$4,580,227	3.07	3			
LBTCO - Administration Office Building and Parking Lot	Interiors	Interior Door	C1030	Interior Door, Wood, Solid-Core Commercial, Replace	Throughout building	3281369	3	Adequate	173	EA	$ 768.60	$ 132,968.00	$ 398,904.00						
LBTCO - Administration Office Building and Parking Lot	Interiors	Interior Door	C1030	Interior Door, Steel, w/ Extensive Glazing, Replace	8th Floor	3281392	3	Adequate	6	EA	$ 1,043.10	$ 6,259.00	$ 18,777.00						
LBTCO - Administration Office Building and Parking Lot	Interiors	Interior Door	C1030	Interior Door, Steel/Wood, Fire-Rated at 90 Minutes or Over, Replace	Throughout building	3315218	3	Adequate	50	EA	$ 1,043.10	$ 52,155.00	$ 156,465.00						
LBTCO - Administration Office Building and Parking Lot	Interiors	Door Hardware	C1030	Door Hardware, Office, per Door, Replace	Throughout Building	10121704	3	Adequate	234	EA	$ 384.30	$ 89,926.00	$ 269,778.00						
LBTCO - Administration Office Building and Parking Lot	Interiors	Suspended Ceilings	C1070	Suspended Ceilings, Hard Tile, Replacement w/ ACT, Replace	8th Floor	3281413	3	Adequate	15,480	SF	$ 3.84	$ 59,490.00	$ 178,470.00						
LBTCO - Administration Office Building and Parking Lot	Interiors	Suspended Ceilings	C1070	Suspended Ceilings, Acoustical Tile (ACT), Replace	Throughout building	3281336	3	Adequate	130,800	SF	$ 3.84	$ 502,664.00	$ 1,507,992.00						
LBTCO - Administration Office Building and Parking Lot	Interiors	Toilet Partitions	C1090	Toilet Partitions, Metal, Refinish	Restrooms	3281311	3	Adequate	58	EA	$ 54.90	$ 3,184.00	$ 9,552.00						
LBTCO - Administration Office Building and Parking Lot	Interiors	Lockers	C1090	Lockers, Steel-Baked Enamel, 6' Height per LF, Replace	Locker Room	3281418	3	Adequate	49	LF	$ 549.00	$ 26,901.00	$ 80,703.00						
LBTCO - Administration Office Building and Parking Lot	Interiors	Wall Finishes	C2010	Wall Finishes, Ceramic Tile, Replace	Throughout building	3281356	3	Adequate	67,200	SF	$ 19.76	$ 1,328,141.00	$ 3,984,423.00						
LBTCO - Administration Office Building and Parking Lot	Interiors	Wall Finishes	C2010	Wall Finishes, Ceramic Tile, Replace	Restrooms	3281366	3	Adequate	16,800	SF	$ 19.76	$ 332,035.00	$ 996,105.00						
LBTCO - Administration Office Building and Parking Lot	Interiors	Wall Finishes	C2010	Wall Finishes, Wood Paneling, Refinish	8th Floor	3281407	3	Adequate	16,800	SF	$ 4.39	$ 73,786.00	$ 221,358.00						
LBTCO - Administration Office Building and Parking Lot	Interiors	Wall Finishes	C2010	Wall Finishes, Wallpaper, Replace	8th Floor	3281303	3	Adequate	33,600	SF	$ 2.42	$ 81,164.00	$ 243,492.00						

TERM Rating Calculation Sheet - LBTCO

Facility	Primary Level	Secondary Level	Uniformat Code	Component Detail	Location Description	TERM ID	Inspection Assigned TERM Scale Rating	Condition	Quantity	Unit	Unit Cost	Replacement Total Cost (2025 Dollars)	Rating Num x Replacement Cost	Primary Level Replacement Cost	Primary Level Calculated Rating	Primary Level FTA Rounded Rating	Facility Replacement Cost	Facility Calculated Rating	Facility FTA Rounded Rating
LBTCO - Administration Office Building and Parking Lot	Interiors	Wall Finishes	C2010	Wall Finishes, any surface, Prep & Paint	Throughout building	3281376	3	Adequate	201,700	SF	$ 1.65	$ 332,200.00	$ 996,600.00						
LBTCO - Administration Office Building and Parking Lot	Interiors	Flooring	C2030	Flooring, any surface, w/ Paint or Sealant, Prep & Paint	Elevator	3281423	3	Adequate	5,000	SF	$ 1.65	$ 8,235.00	$ 24,705.00						
LBTCO - Administration Office Building and Parking Lot	Interiors	Flooring	C2030	Flooring, Ceramic Tile, Replace	Throughout building	3281360	3	Adequate	16,800	SF	$ 19.76	$ 332,035.00	$ 996,105.00						
LBTCO - Administration Office Building and Parking Lot	Interiors	Flooring	C2030	Flooring, Ceramic Tile, Replace	Restrooms	3281331	3	Adequate	6,700	SF	$ 19.76	$ 132,419.00	$ 397,257.00						
LBTCO - Administration Office Building and Parking Lot	Interiors	Flooring	C2030	Flooring, Vinyl Tile (VCT), Replace	Throughout building	3281312	3	Adequate	7,250	SF	$ 5.49	$ 39,803.00	$ 119,409.00						
LBTCO - Administration Office Building and Parking Lot	Interiors	Flooring	C2030	Flooring, Laminate Faux Wood, Replace	Throughout Building	10121697	4	Good	38,600	SF	$ 7.69	$ 296,680.00	$ 1,186,720.00						
LBTCO - Administration Office Building and Parking Lot	Interiors	Flooring	C2030	Flooring, Carpet, Commercial Tile, Replace	Throughout building	3281321	3	Adequate	100,800	SF	$ 7.14	$ 719,410.00	$ 2,158,230.00						
LBTCO - Administration Office Building and Parking Lot	Interiors	Flooring	C2030	Flooring, Carpet, Commercial Standard, Replace	Board Room	10121716	4	Good	150	SF	$ 8.24	$ 1,235.00	$ 4,940.00						
LBTCO - Administration Office Building and Parking Lot	Interiors	Ceiling Finishes	C2050	Ceiling Finishes, any flat surface, Prep & Paint	Restrooms	10121714	3	Adequate	12,600	SF	$ 2.20	$ 27,670.00	$ 83,010.00						
LBTCO - Administration Office Building and Parking Lot	Conveyance	Elevator Cab Finishes	D1010	Elevator Cab Finishes, Standard, Replace	Elevator	3281373	3	Adequate	4	EA	$ 9,882.00	$ 39,528.00	$ 118,584.00	$1,466,928	3.96	4			
LBTCO - Administration Office Building and Parking Lot	Conveyance	Elevator Controls	D1010	Elevator Controls, Automatic, 1 Car, Replace	Elevator	10121717	3	Adequate	1	EA	$ 5,490.00	$ 5,490.00	$ 16,470.00						
LBTCO - Administration Office Building and Parking Lot	Conveyance	Elevator Controls	D1010	Elevator Controls, Automatic, 1 Car, Replace	Elevator	10121718	3	Adequate	1	EA	$ 5,490.00	$ 5,490.00	$ 16,470.00						
LBTCO - Administration Office Building and Parking Lot	Conveyance	Elevator Controls	D1010	Elevator Controls, Automatic, 1 Car, Replace	Elevator	10121705	3	Adequate	1	EA	$ 5,490.00	$ 5,490.00	$ 16,470.00						
LBTCO - Administration Office Building and Parking Lot	Conveyance	Elevator Controls	D1010	Elevator Controls, Automatic, 1 Car, Replace	Elevator	3281319	3	Adequate	1	EA	$ 5,490.00	$ 5,490.00	$ 16,470.00						
LBTCO - Administration Office Building and Parking Lot	Conveyance	Passenger Elevator	D1010	Passenger Elevator, Overhead Traction, 6-15 Floors, 2000 to 5000 LB, Renovate	Elevator	10121708	4	Good	1	EA	$ 351,360.00	$ 351,360.00	$ 1,405,440.00						
LBTCO - Administration Office Building and Parking Lot	Conveyance	Passenger Elevator	D1010	Passenger Elevator, Overhead Traction, 6-15 Floors, 2000 to 5000 LB, Renovate	Elevator	10121701	4	Good	1	EA	$ 351,360.00	$ 351,360.00	$ 1,405,440.00						
LBTCO - Administration Office Building and Parking Lot	Conveyance	Passenger Elevator	D1010	Passenger Elevator, Overhead Traction, 6-15 Floors, 2000 to 5000 LB, Renovate	Elevator	10121721	4	Good	1	EA	$ 351,360.00	$ 351,360.00	$ 1,405,440.00						
LBTCO - Administration Office Building and Parking Lot	Conveyance	Passenger Elevator	D1010	Passenger Elevator, Overhead Traction, 6-15 Floors, 2000 to 5000 LB, Renovate	Elevator	10121712	4	Good	1	EA	$ 351,360.00	$ 351,360.00	$ 1,405,440.00						
LBTCO - Administration Office Building and Parking Lot	Plumbing	Storage Tank	D2010	Storage Tank, Domestic Water, 1001 to 2500 GAL, Replace	Site	3281305	3	Adequate	1	EA	$ 12,078.00	$ 12,078.00	$ 36,234.00	$2,357,341	3.02	3			
LBTCO - Administration Office Building and Parking Lot	Plumbing	Storage Tank	D2010	Storage Tank, Domestic Water, 501 to 1000 GAL, Replace	Chiller room	3281391	4	Good	1	EA	$ 6,588.00	$ 6,588.00	$ 26,352.00						
LBTCO - Administration Office Building and Parking Lot	Plumbing	Water Heater	D2010	Water Heater, Electric, Commercial (36 kW), Replace	Fire riser - 1st floor	3281351	3	Adequate	1	EA	$ 20,313.00	$ 20,313.00	$ 60,939.00						
LBTCO - Administration Office Building and Parking Lot	Plumbing	Pump	D2010	Pump, Circulation, Domestic Water, 0.5 HP, Replace	Boiler room	3281409	3	Adequate	1	EA	$ 2,854.80	$ 2,855.00	$ 8,565.00						

TERM Rating Calculation Sheet - LBTCO

Facility	Primary Level	Secondary Level	Uniformat Code	Component Detail	Location Description	TERM ID	Inspection Assigned TERM Scale Rating	Condition	Quantity	Unit	Unit Cost	Replacement Total Cost (2025 Dollars)	Rating Num x Replacement Cost	Primary Level Replacement Cost	Primary Level Calculated Rating	Primary Level FTA Rounded Rating	Facility Replacement Cost	Facility Calculated Rating	Facility FTA Rounded Rating
LBTCO - Administration Office Building and Parking Lot	Plumbing	Water Softener	D2010	Water Softener, Domestic Water, 100 GPM, Replace	Chiller room	3281304	3	Adequate	1	EA	$ 23,277.60	$ 23,278.00	$ 69,834.00						
LBTCO - Administration Office Building and Parking Lot	Plumbing	Water Heater	D2010	Water Heater, Gas, Commercial (200 MBH), 100 to 199 GAL, Replace	Boiler room	3281362	4	Good	1	EA	$ 18,226.80	$ 18,227.00	$ 72,908.00						
LBTCO - Administration Office Building and Parking Lot	Plumbing	Pump	D2010	Pump, Circulation/Booster, Domestic Water, Replace	2nd floor pump room	10121698	4	Good	1	EA	$ 6,697.80	$ 6,698.00	$ 26,792.00						
LBTCO - Administration Office Building and Parking Lot	Plumbing	Pump	D2010	Pump, Circulation/Booster, Domestic Water, Replace	2nd floor pump room	10121694	4	Good	1	EA	$ 6,697.80	$ 6,698.00	$ 26,792.00						
LBTCO - Administration Office Building and Parking Lot	Plumbing	Plumbing System	D2010	Plumbing System, Supply & Sanitary, Medium Density (excludes fixtures), Replace	Throughout building	3281358	3	Adequate	168,031	SF	$ 12.08	$ 2,029,478.00	$ 6,088,434.00						
LBTCO - Administration Office Building and Parking Lot	Plumbing	Backflow Preventer	D2010	Backflow Preventer, Domestic Water, 1 IN, Replace	Throughout building	3281327	3	Adequate	2	EA	$ 1,537.20	$ 3,074.00	$ 9,222.00						
LBTCO - Administration Office Building and Parking Lot	Plumbing	Backflow Preventer	D2010	Backflow Preventer, Domestic Water, 3 IN, Replace	Site	3281385	4	Good	1	EA	$ 5,709.60	$ 5,710.00	$ 22,840.00						
LBTCO - Administration Office Building and Parking Lot	Plumbing	Sink/Lavatory	D2010	Sink/Lavatory, Service Sink, Floor, Replace	Custodial	3281337	3	Adequate	2	EA	$ 878.40	$ 1,757.00	$ 5,271.00						
LBTCO - Administration Office Building and Parking Lot	Plumbing	Sink/Lavatory	D2010	Sink/Lavatory, Drop-In Style, Vitreous China, Replace	Restrooms	3281387	3	Adequate	48	EA	$ 1,207.80	$ 57,974.00	$ 173,922.00						
LBTCO - Administration Office Building and Parking Lot	Plumbing	Sink/Lavatory	D2010	Sink/Lavatory, Drop-In Style, Vitreous China, Replace	Breakroom	3281403	3	Adequate	2	EA	$ 1,207.80	$ 2,416.00	$ 7,248.00						
LBTCO - Administration Office Building and Parking Lot	Plumbing	Drinking Fountain	D2010	Drinking Fountain, Wall-Mounted, Single-Level, Replace	Restrooms	3281400	3	Adequate	9	EA	$ 1,317.60	$ 11,858.00	$ 35,574.00						
LBTCO - Administration Office Building and Parking Lot	Plumbing	Toilet	D2010	Toilet, Commercial Water Closet, Replace	Restrooms	3281367	3	Adequate	58	EA	$ 1,427.40	$ 82,789.00	$ 248,367.00						
LBTCO - Administration Office Building and Parking Lot	Plumbing	Sink/Lavatory	D2010	Sink/Lavatory, Drop-In Style, Stainless Steel, Replace	Breakroom	3281422	3	Adequate	14	EA	$ 1,317.60	$ 18,446.00	$ 55,338.00						
LBTCO - Administration Office Building and Parking Lot	Plumbing	Urinal	D2010	Urinal, Standard, Replace	Restrooms	3281313	3	Adequate	16	EA	$ 1,207.80	$ 19,325.00	$ 57,975.00						
LBTCO - Administration Office Building and Parking Lot	Plumbing	Emergency Plumbing Fixtures	D2010	Emergency Plumbing Fixtures, Eye Wash & Shower Station, Replace	Chiller room	3281325	3	Adequate	1	EA	$ 2,525.40	$ 2,525.00	$ 7,575.00						
LBTCO - Administration Office Building and Parking Lot	Plumbing	Toilet	D2010	Toilet, Residential Water Closet, Replace	Restrooms	3281414	3	Adequate	1	EA	$ 768.60	$ 769.00	$ 2,307.00						
LBTCO - Administration Office Building and Parking Lot	Plumbing	Shower	D2010	Shower, Valves & Heads, Single Showerhead, Replace	Restrooms	3281368	3	Adequate	1	EA	$ 878.40	$ 878.00	$ 2,634.00						
LBTCO - Administration Office Building and Parking Lot	Plumbing	Supplemental Components	D2060	Supplemental Components, Compressed Air Dryer, Process Support, 100 CFM, Replace	Air handler-penthouse	3281372	3	Adequate	1	EA	$ 6,148.80	$ 6,149.00	$ 18,447.00						
LBTCO - Administration Office Building and Parking Lot	Plumbing	Air Compressor	D2060	Air Compressor, Tank-Style, 10 HP, Replace	Air handler-penthouse	3281421	3	Adequate	1	EA	$ 17,458.20	$ 17,458.00	$ 52,374.00						

TERM Rating Calculation Sheet - LBTCO

Facility	Primary Level	Secondary Level	Uniformat Code	Component Detail	Location Description	TERM ID	Inspection Assigned TERM Scale Rating	Condition	Quantity	Unit	Unit Cost	Replacement Total Cost (2025 Dollars)	Rating Num x Replacement Cost	Primary Level Replacement Cost	Primary Level Calculated Rating	Primary Level FTA Rounded Rating	Facility Replacement Cost	Facility Calculated Rating	Facility FTA Rounded Rating
LBTCO - Administration Office Building and Parking Lot	HVAC	Boiler	D3020	Boiler, Gas, HVAC, 1001 to 2000 MBH, Replace	Boiler room	3281347	3	Adequate	1	EA	$ 55,778.40	$ 55,778.00	$ 167,334.00	$4,346,778	3.00	3			
LBTCO - Administration Office Building and Parking Lot	HVAC	Boiler	D3020	Boiler, Gas, HVAC, Replace	Boiler Room	10121711	3	Adequate	1	EA	$ 55,778.40	$ 55,778.00	$ 167,334.00						
LBTCO - Administration Office Building and Parking Lot	HVAC	Boiler Supplemental Components	D3020	Boiler Supplemental Components, Expansion Tank, 61 to 100 GAL, Replace	Boiler room	3281341	4	Good	1	EA	$ 3,886.92	$ 3,887.00	$ 15,548.00						
LBTCO - Administration Office Building and Parking Lot	HVAC	Cooling Tower	D3030	Cooling Tower, (Typical) Open Circuit, 301 to 500 TON, Replace	Roof	3281332	3	Adequate	1	EA	$ 95,855.40	$ 95,855.00	$ 287,565.00						
LBTCO - Administration Office Building and Parking Lot	HVAC	Chiller	D3030	Chiller, Water-Cooled, Replace	Chiller room	10121699	3	Adequate	1	EA	$ 274,500.00	$ 274,500.00	$ 823,500.00						
LBTCO - Administration Office Building and Parking Lot	HVAC	Chiller	D3030	Chiller, Water-Cooled, Replace	Chiller room	3281395	3	Adequate	1	EA	$ 274,500.00	$ 274,500.00	$ 823,500.00						
LBTCO - Administration Office Building and Parking Lot	HVAC	Cooling Tower	D3030	Cooling Tower, (Typical) Open Circuit, 301 to 500 TON, Replace	Roof	10121690	3	Adequate	1	EA	$ 95,855.40	$ 95,855.00	$ 287,565.00						
LBTCO - Administration Office Building and Parking Lot	HVAC	Split System	D3030	Split System, Condensing Unit/Heat Pump, Replace	Roof	10121693	3	Adequate	1	EA	$ 23,277.60	$ 23,278.00	$ 69,834.00						
LBTCO - Administration Office Building and Parking Lot	HVAC	Split System	D3030	Split System, Condensing Unit/Heat Pump, Replace	Roof	10121725	3	Adequate	1	EA	$ 18,885.60	$ 18,886.00	$ 56,658.00						
LBTCO - Administration Office Building and Parking Lot	HVAC	Split System	D3030	Split System, Condensing Unit/Heat Pump, Replace	Roof	10121703	3	Adequate	1	EA	$ 14,054.40	$ 14,054.00	$ 42,162.00						
LBTCO - Administration Office Building and Parking Lot	HVAC	Split System	D3030	Split System, Condensing Unit/Heat Pump, Replace	Roof	10121720	3	Adequate	1	EA	$ 14,054.40	$ 14,054.00	$ 42,162.00						
LBTCO - Administration Office Building and Parking Lot	HVAC	Split System	D3030	Split System, Condensing Unit/Heat Pump, Replace	Roof	10121696	3	Adequate	1	EA	$ 18,885.60	$ 18,886.00	$ 56,658.00						
LBTCO - Administration Office Building and Parking Lot	HVAC	Split System	D3030	Split System, Condensing Unit/Heat Pump, 3 TON, Replace	Roof	3281318	3	Adequate	1	EA	$ 4,392.00	$ 4,392.00	$ 13,176.00						
LBTCO - Administration Office Building and Parking Lot	HVAC	Split System	D3030	Split System, Condensing Unit/Heat Pump, 5 TON, Replace	Roof	3281396	3	Adequate	1	EA	$ 7,795.80	$ 7,796.00	$ 23,388.00						
LBTCO - Administration Office Building and Parking Lot	HVAC	HVAC System	D3050	HVAC System, Hydronic Piping, 4-Pipe, Replace	Throughout building	3281393	3	Adequate	168,031	SF	$ 8.78	$ 1,475,984.00	$ 4,427,952.00						
LBTCO - Administration Office Building and Parking Lot	HVAC	Pump	D3050	Pump, Distribution, HVAC Chilled or Condenser Water, 16 to 25 HP, Replace	Chiller room	10121695	3	Adequate	1	EA	$ 14,932.80	$ 14,933.00	$ 44,799.00						
LBTCO - Administration Office Building and Parking Lot	HVAC	Pump	D3050	Pump, Distribution, HVAC Chilled or Condenser Water, 11 to 15 HP, Replace	Chiller room	10121689	3	Adequate	1	EA	$ 8,344.80	$ 8,345.00	$ 25,035.00						
LBTCO - Administration Office Building and Parking Lot	HVAC	Pump	D3050	Pump, Distribution, HVAC Chilled or Condenser Water, 16 to 25 HP, Replace	Chiller room	3281302	3	Adequate	1	EA	$ 14,932.80	$ 14,933.00	$ 44,799.00						
LBTCO - Administration Office Building and Parking Lot	HVAC	Pump	D3050	Pump, Distribution, HVAC Chilled or Condenser Water, 11 to 15 HP, Replace	Chiller room	3281398	3	Adequate	1	EA	$ 8,344.80	$ 8,345.00	$ 25,035.00						
LBTCO - Administration Office Building and Parking Lot	HVAC	Pump	D3050	Pump, Distribution, HVAC Chilled or Condenser Water, 4 to 5 HP, Replace	Roof	3281353	3	Adequate	1	EA	$ 6,697.80	$ 6,698.00	$ 20,094.00						
LBTCO - Administration Office Building and Parking Lot	HVAC	Pump	D3050	Pump, Distribution, HVAC Heating Water, Replace	Boiler Room	10121709	4	Good	1	EA	$ 7,137.00	$ 7,137.00	$ 28,548.00						
LBTCO - Administration Office Building and Parking Lot	HVAC	Pump	D3050	Pump, Distribution, HVAC Heating Water, Replace	Boiler Room	10121722	4	Good	1	EA	$ 7,137.00	$ 7,137.00	$ 28,548.00						

TERM Rating Calculation Sheet - LBTCO

Facility	Primary Level	Secondary Level	Uniformat Code	Component Detail	Location Description	TERM ID	Inspection Assigned TERM Scale Rating	Condition	Quantity	Unit	Unit Cost	Replacement Total Cost (2025 Dollars)	Rating Num x Replacement Cost	Primary Level Replacement Cost	Primary Level Calculated Rating	Primary Level FTA Rounded Rating	Facility Replacement Cost	Facility Calculated Rating	Facility FTA Rounded Rating
LBTCO - Administration Office Building and Parking Lot	HVAC	HVAC System	D3050	HVAC System, Ductwork w/ VAV/FCU, Medium Density, Replace	Throughout building	3281315	3	Adequate	168,031	SF	$ 6.59	$ 1,106,988.00	$ 3,320,964.00						
LBTCO - Administration Office Building and Parking Lot	HVAC	Fan Coil Unit	D3050	Fan Coil Unit, Hydronic Terminal, 801 to 1200 CFM, Replace	Throughout building	3281328	3	Adequate	8	EA	$ 2,777.94	$ 22,224.00	$ 66,672.00						
LBTCO - Administration Office Building and Parking Lot	HVAC	Air Handler	D3050	Air Handler, Interior AHU, Easy/Moderate Access, 65001 to 100000 CFM, Replace	Air handler-penthouse	3281345	3	Adequate	1	EA	$ 351,360.00	$ 351,360.00	$ 1,054,080.00						
LBTCO - Administration Office Building and Parking Lot	HVAC	Air Handler	D3050	Air Handler, Interior AHU, Easy/Moderate Access, 65001 to 100000 CFM, Replace	Air handler-penthouse	10121719	3	Adequate	1	EA	$ 351,360.00	$ 351,360.00	$ 1,054,080.00						
LBTCO - Administration Office Building and Parking Lot	HVAC	Fan	D3060	Fan, Centrifugal, 24" Diameter, 2001 to 5000 CFM, Replace	Elevator	3281390	3	Adequate	1	EA	$ 3,294.00	$ 3,294.00	$ 9,882.00						
LBTCO - Administration Office Building and Parking Lot	HVAC	Fan	D3060	Fan, Centrifugal, 24" Diameter, 2001 to 5000 CFM, Replace	Elevator	10121710	3	Adequate	1	EA	$ 3,294.00	$ 3,294.00	$ 9,882.00						
LBTCO - Administration Office Building and Parking Lot	HVAC	Fan	D3060	Fan, Centrifugal, 16" Diameter, 1001 to 2000 CFM, Replace	Roof	3281324	3	Adequate	1	EA	$ 2,635.20	$ 2,635.00	$ 7,905.00						
LBTCO - Administration Office Building and Parking Lot	HVAC	Fan	D3060	Fan, Centrifugal, 12" Diameter, 100 to 1000 CFM, Replace	Roof	3281343	3	Adequate	3	EA	$ 1,537.20	$ 4,612.00	$ 13,836.00						
LBTCO - Administration Office Building and Parking Lot	Fire Protection	Supplemental Components	D4010	Supplemental Components, Fire Pump Controller, Replace	Fire Pump Room	3281314	3	Adequate	1	EA	$ 19,544.40	$ 19,544.00	$ 58,632.00	$344,105	3.00	3			
LBTCO - Administration Office Building and Parking Lot	Fire Protection	Supplemental Components	D4010	Supplemental Components, Fire Riser, Wet, Replace	Stairwell	10121726	3	Adequate	1	EA	$ 10,980.00	$ 10,980.00	$ 32,940.00						
LBTCO - Administration Office Building and Parking Lot	Fire Protection	Pump	D4010	Pump, Fire Suppression, 100 HP, Replace	Fire Pump Room	3281357	3	Adequate	1	EA	$ 71,370.00	$ 71,370.00	$ 214,110.00						
LBTCO - Administration Office Building and Parking Lot	Fire Protection	Pump	D4010	Pump, Fire Suppression, 10 HP, Replace	Fire Pump Room	3281300	3	Adequate	1	EA	$ 8,235.00	$ 8,235.00	$ 24,705.00						
LBTCO - Administration Office Building and Parking Lot	Fire Protection	Backflow Preventer	D4010	Backflow Preventer, Fire Suppression, 6 IN, Replace	Fire Pump Room	3281363	3	Adequate	1	EA	$ 11,529.00	$ 11,529.00	$ 34,587.00						
LBTCO - Administration Office Building and Parking Lot	Fire Protection	Fire Suppression System	D4010	Fire Suppression System, Existing Sprinkler Heads, by SF, Replace	Throughout building	3281411	3	Adequate	168,031	SF	$ 1.17	$ 197,413.00	$ 592,239.00						
LBTCO - Administration Office Building and Parking Lot	Fire Protection	Fire Suppression System	D4010	Fire Suppression System, Server Rooms, Special/Chemical/Clean Agent, Replace	Fire riser - 1st floor	3281301	3	Adequate	300	SF	$ 65.88	$ 19,764.00	$ 59,292.00						
LBTCO - Administration Office Building and Parking Lot	Fire Protection	Fire Extinguisher	D4030	Fire Extinguisher, Type ABC, up to 20 LB, Replace	Throughout building	3281424	3	Adequate	32	EA	$ 164.70	$ 5,270.00	$ 15,810.00						
LBTCO - Administration Office Building and Parking Lot	Electrical	Generator	D5010	Generator, Diesel, 305 to 400 KW, Replace	Site	3281323	3	Adequate	1	EA	$ 131,760.00	$ 131,760.00	$ 395,280.00	$4,824,141	3.00	3			
LBTCO - Administration Office Building and Parking Lot	Electrical	Uninterruptible Power Supply	D5010	Uninterruptible Power Supply, UPS, 150 KVA, Replace	Data processing - 1st floor	3281381	3	Adequate	1	EA	$ 76,860.00	$ 76,860.00	$ 230,580.00						
LBTCO - Administration Office Building and Parking Lot	Electrical	Automatic Transfer Switch	D5010	Automatic Transfer Switch, ATS, 200 AMP, Replace	Electrical room	3281326	3	Adequate	1	EA	$ 13,176.00	$ 13,176.00	$ 39,528.00						
LBTCO - Administration Office Building and Parking Lot	Electrical	Automatic Transfer Switch	D5010	Automatic Transfer Switch, ATS, 100 AMP, Replace	Electrical room	3281384	3	Adequate	1	EA	$ 9,333.00	$ 9,333.00	$ 27,999.00						
LBTCO - Administration Office Building and Parking Lot	Electrical	Automatic Transfer Switch	D5010	Automatic Transfer Switch, ATS, 200 AMP, Replace	Electrical room	3281410	3	Adequate	1	EA	$ 13,176.00	$ 13,176.00	$ 39,528.00						
LBTCO - Administration Office Building and Parking Lot	Electrical	Secondary Transformer	D5020	Secondary Transformer, Dry, Stepdown, Replace	Electrical room-penthouse	10121723	3	Adequate	1	EA	$ 41,724.00	$ 41,724.00	$ 125,172.00						

TERM Rating Calculation Sheet - LBTCO

Facility	Primary Level	Secondary Level	Uniformat Code	Component Detail	Location Description	TERM ID	Inspection Assigned TERM Scale Rating	Condition	Quantity	Unit	Unit Cost	Replacement Total Cost (2025 Dollars)	Rating Num x Replacement Cost	Primary Level Replacement Cost	Primary Level Calculated Rating	Primary Level FTA Rounded Rating	Facility Replacement Cost	Facility Calculated Rating	Facility FTA Rounded Rating
LBTCO - Administration Office Building and Parking Lot	Electrical	Secondary Transformer	D5020	Secondary Transformer, Dry, Stepdown, 45 KVA, Replace	Electrical room	3281335	3	Adequate	3	EA	$ 8,344.80	$ 25,034.00	$ 75,102.00						
LBTCO - Administration Office Building and Parking Lot	Electrical	Secondary Transformer	D5020	Secondary Transformer, Dry, Stepdown, 75 KVA, Replace	Electrical room	3281344	3	Adequate	1	EA	$ 10,980.00	$ 10,980.00	$ 32,940.00						
LBTCO - Administration Office Building and Parking Lot	Electrical	Secondary Transformer	D5020	Secondary Transformer, Dry, Stepdown, 15 KVA, Replace	Electrical room-2nd floor	3281406	3	Adequate	1	EA	$ 6,588.00	$ 6,588.00	$ 19,764.00						
LBTCO - Administration Office Building and Parking Lot	Electrical	Secondary Transformer	D5020	Secondary Transformer, Dry, Stepdown, 500 KVA, Replace	Electrical room	3281338	3	Adequate	1	EA	$ 41,724.00	$ 41,724.00	$ 125,172.00						
LBTCO - Administration Office Building and Parking Lot	Electrical	Secondary Transformer	D5020	Secondary Transformer, Dry, Stepdown, Replace	4th floor	10121728	3	Adequate	1	EA	$ 8,344.80	$ 8,345.00	$ 25,035.00						
LBTCO - Administration Office Building and Parking Lot	Electrical	Switchboard	D5020	Switchboard, 120/208 V, Replace	Electrical Room - 1st Floor	10121700	3	Adequate	1	EA	$ 43,920.00	$ 43,920.00	$ 131,760.00						
LBTCO - Administration Office Building and Parking Lot	Electrical	Switchboard	D5020	Switchboard, 277/480 V, 400 AMP, Replace	Elevator	3281309	3	Adequate	1	EA	$ 38,430.00	$ 38,430.00	$ 115,290.00						
LBTCO - Administration Office Building and Parking Lot	Electrical	Switchboard	D5020	Switchboard, 120/208 V, 1600 AMP, Replace	Electrical room	3281386	3	Adequate	1	EA	$ 87,840.00	$ 87,840.00	$ 263,520.00						
LBTCO - Administration Office Building and Parking Lot	Electrical	Switchboard	D5020	Switchboard, 277/480 V, 3000 AMP, Replace	Electrical room	3281352	3	Adequate	1	EA	$ 164,700.00	$ 164,700.00	$ 494,100.00						
LBTCO - Administration Office Building and Parking Lot	Electrical	Switchboard	D5020	Switchboard, 277/480 V, 1600 AMP, Replace	Electrical room-penthouse	3281399	3	Adequate	1	EA	$ 82,350.00	$ 82,350.00	$ 247,050.00						
LBTCO - Administration Office Building and Parking Lot	Electrical	Secondary Transformer	D5020	Secondary Transformer, Dry, Stepdown, Replace	Board room storage	10121702	3	Adequate	1	EA	$ 7,356.60	$ 7,357.00	$ 22,071.00						
LBTCO - Administration Office Building and Parking Lot	Electrical	Secondary Transformer	D5020	Secondary Transformer, Dry, Stepdown, Replace	5th floor	10121715	3	Adequate	1	EA	$ 8,344.80	$ 8,345.00	$ 25,035.00						
LBTCO - Administration Office Building and Parking Lot	Electrical	Secondary Transformer	D5020	Secondary Transformer, Dry, Stepdown, Replace	6th floor	10121724	3	Adequate	1	EA	$ 8,344.80	$ 8,345.00	$ 25,035.00						
LBTCO - Administration Office Building and Parking Lot	Electrical	Secondary Transformer	D5020	Secondary Transformer, Dry, Stepdown, Replace	3rd floor	10121692	3	Adequate	1	EA	$ 8,344.80	$ 8,345.00	$ 25,035.00						
LBTCO - Administration Office Building and Parking Lot	Electrical	Secondary Transformer	D5020	Secondary Transformer, Dry, Stepdown, 30 KVA, Replace	Electrical room	3281339	3	Adequate	2	EA	$ 7,356.60	$ 14,713.00	$ 44,139.00						
LBTCO - Administration Office Building and Parking Lot	Electrical	Motor Control Center	D5020	Motor Control Center, w/ Main Breaker, 800 AMP, Replace	Electrical room-penthouse	3281370	3	Adequate	1	EA	$ 16,470.00	$ 16,470.00	$ 49,410.00						
LBTCO - Administration Office Building and Parking Lot	Electrical	Distribution Panel	D5020	Distribution Panel, 277/480 V, 800 AMP, Replace	Electrical room	3281349	3	Adequate	1	EA	$ 10,980.00	$ 10,980.00	$ 32,940.00						
LBTCO - Administration Office Building and Parking Lot	Electrical	Distribution Panel	D5020	Distribution Panel, 120/240 V, 400 AMP, Replace	Data processing - 1st floor	3281342	3	Adequate	1	EA	$ 6,039.00	$ 6,039.00	$ 18,117.00						
LBTCO - Administration Office Building and Parking Lot	Electrical	Electrical System	D5030	Electrical System, Wiring & Switches, High Density/Complexity, Replace	Throughout building	3281365	3	Adequate	168,031	SF	$ 4.39	$ 737,992.00	$ 2,213,976.00						
LBTCO - Administration Office Building and Parking Lot	Electrical	Variable Frequency Drive	D5030	Variable Frequency Drive, VFD, by HP of Motor, Replace/Install	2nd floor pump room	10121706	3	Adequate	1	EA	$ 5,819.40	$ 5,819.00	$ 17,457.00						
LBTCO - Administration Office Building and Parking Lot	Electrical	Variable Frequency Drive	D5030	Variable Frequency Drive, VFD, by HP of Motor, 40 HP, Replace/Install	Air handler-penthouse	3281415	3	Adequate	1	EA	$ 18,666.00	$ 18,666.00	$ 55,998.00						
LBTCO - Administration Office Building and Parking Lot	Electrical	Variable Frequency Drive	D5030	Variable Frequency Drive, VFD, by HP of Motor, 125 HP, Replace/Install	Air handler-penthouse	3281404	3	Adequate	1	EA	$ 41,724.00	$ 41,724.00	$ 125,172.00						

TERM Rating Calculation Sheet - LBTCO

Facility	Primary Level	Secondary Level	Uniformat Code	Component Detail	Location Description	TERM ID	Inspection Assigned TERM Scale Rating	Condition	Quantity	Unit	Unit Cost	Replacement Total Cost (2025 Dollars)	Rating Num x Replacement Cost	Primary Level Replacement Cost	Primary Level Calculated Rating	Primary Level FTA Rounded Rating	Facility Replacement Cost	Facility Calculated Rating	Facility FTA Rounded Rating
LBTCO - Administration Office Building and Parking Lot	Electrical	Variable Frequency Drive	D5030	Variable Frequency Drive, VFD, by HP of Motor, 5 HP, Replace/Install	2nd floor pump room	3281401	3	Adequate	1	EA	$ 5,819.40	$ 5,819.00	$ 17,457.00						
LBTCO - Administration Office Building and Parking Lot	Electrical	Variable Frequency Drive	D5030	Variable Frequency Drive, VFD, by HP of Motor, 15 HP, Replace/Install	Chiller room	3281310	3	Adequate	1	EA	$ 9,662.40	$ 9,662.00	$ 28,986.00						
LBTCO - Administration Office Building and Parking Lot	Electrical	Variable Frequency Drive	D5030	Variable Frequency Drive, VFD, by HP of Motor, 25 HP, Replace/Install	Roof	10121713	3	Adequate	1	EA	13615.2	$13,615	$ 40,845.00						
LBTCO - Administration Office Building and Parking Lot	Electrical	Variable Frequency Drive	D5030	Variable Frequency Drive, VFD, by HP of Motor, Replace/Install	Chiller room	3281402	3	Adequate	1	EA	16140.6	$16,141	$ 48,423.00						
LBTCO - Administration Office Building and Parking Lot	Electrical	Variable Frequency Drive	D5030	Variable Frequency Drive, VFD, by HP of Motor, 15 HP, Replace/Install	Chiller room	10121707	3	Adequate	1	EA	9662.4	$9,662	$ 28,986.00						
LBTCO - Administration Office Building and Parking Lot	Electrical	Variable Frequency Drive	D5030	Variable Frequency Drive, VFD, by HP of Motor, Replace/Install	Chiller room	10121691	3	Adequate	1	EA	16140.6	$16,141	$ 48,423.00						
LBTCO - Administration Office Building and Parking Lot	Electrical	Variable Frequency Drive	D5030	Variable Frequency Drive, VFD, by HP of Motor, 25 HP, Replace/Install	Roof	3281405	3	Adequate	1	EA	13615.2	$13,615	$ 40,845.00						
LBTCO - Administration Office Building and Parking Lot	Electrical	Emergency & Exit Lighting System	D5040	Emergency & Exit Lighting System, Full Interior Upgrade, to LED, Replace	Throughout building	3281354	3	Adequate	168031	SF	0.71	$119,924	$ 359,772.00						
LBTCO - Administration Office Building and Parking Lot	Electrical	Interior Lighting System	D5040	Interior Lighting System, Full Upgrade, Medium Density & Standard Fixtures, Replace	Throughout building	3281378	3	Adequate	67212	SF	4.94	$332,094	$ 996,282.00						
LBTCO - Administration Office Building and Parking Lot	Electrical	Standard Fixture w/ Lamp	D5040	Standard Fixture w/ Lamp, any type, w/ LED Replacement, 100 W, Replace	Building exterior	3281419	3	Adequate	12	EA	241.56	$2,899	$ 8,697.00						
LBTCO - Administration Office Building and Parking Lot	Electrical	Security/Surveillance System	D7030	Security/Surveillance System, Full System Upgrade, Average Density, Replace	Throughout building	3281307	3	Adequate	168031	SF	2.2	$368,996	$ 1,106,988.00						
LBTCO - Administration Office Building and Parking Lot	Electrical	Fire Alarm Panel	D7050	Fire Alarm Panel, Multiplex, Replace	Data processing - 1st floor	3281320	3	Adequate	1	EA	4392	$4,392	$ 13,176.00						
LBTCO - Administration Office Building and Parking Lot	Electrical	Fire Alarm System	D7050	Fire Alarm System, Full System Upgrade, Advanced Addressable, Upgrade/Install	Throughout building	3281389	3	Adequate	168031	SF	6.59	$1,106,988	$ 3,320,964.00						
LBTCO - Administration Office Building and Parking Lot	Electrical	Fire Alarm Panel	D7050	Fire Alarm Panel, Fully Addressable, Replace	Fire Control Room	3281425	3	Adequate	1	EA	16470	$16,470	$ 49,410.00						
LBTCO - Administration Office Building and Parking Lot	Electrical	BAS/HVAC Controls	D8010	BAS/HVAC Controls, Extensive/Robust BMS or Smart Building System, Upgrade/Install	Throughout building	3281361	3	Adequate	168031	SF	6.59	$1,106,988	$ 3,320,964.00						
LBTCO - Administration Office Building and Parking Lot	Equipment	Casework	E2010	Casework, Cabinetry, Standard, Replace	8th Floor	3281379	3	Adequate	129	LF	329.4	$42,493	$ 127,479.00	$104,832	3.00	3			
LBTCO - Administration Office Building and Parking Lot	Equipment	Casework	E2010	Casework, Countertop, Natural Stone, Replace	8th Floor	3281350	3	Adequate	93	LF	137.25	$12,764	$ 38,292.00						
LBTCO - Administration Office Building and Parking Lot	Equipment	Fixed Seating	E2010	Fixed Seating, Auditorium/Theater, Metal Cushioned Standard, Replace	Throughout building	3281412	3	Adequate	129	EA	384.3	$49,575	$ 148,725.00						
LBTCO - Administration Office Building and Parking Lot	Site	Parking Lots	G2020	Parking Lots, Pavement, Asphalt, Seal & Stripe	Site	3281375	4	Good	59000	SF	0.49	$29,152	$ 116,608.00	$340,298	3.09	3			
LBTCO - Administration Office Building and Parking Lot	Site	Parking Lots	G2020	Parking Lots, Pavement, Asphalt, Mill & Overlay	Site	3281417	3	Adequate	59000	SF	3.84	$226,737	$ 680,211.00						
LBTCO - Administration Office Building and Parking Lot	Site	Park Bench	G2060	Park Bench, Precast Concrete, Replace	Site	3281340	3	Adequate	10	EA	1098	$10,980	$ 32,940.00						
LBTCO - Administration Office Building and Parking Lot	Site	Lawn Area w/Plantings	G2080	Lawn Area w/Plantings, Replace	Site	3375424	3	Adequate	12500	SF	4.12	$51,469	$ 154,407.00						

TERM Rating Calculation Sheet - LBTCO

Facility	Primary Level	Secondary Level	Uniformat Code	Component Detail	Location Description	TERM ID	Inspection Assigned TERM Scale Rating	Condition	Quantity	Unit	Unit Cost	Replacement Total Cost (2025 Dollars)	Rating Num x Replacement Cost	Primary Level Replacement Cost	Primary Level Calculated Rating	Primary Level FTA Rounded Rating	Facility Replacement Cost	Facility Calculated Rating	Facility FTA Rounded Rating
LBTCO - Administration Office Building and Parking Lot	Site	Pole Light Fixture w/ Lamps	G4050	Pole Light Fixture w/ Lamps, any type 20' High, w/ LED Replacement, 150 W, Replace/Install	Site	3281383	3	Adequate	5	EA	4392	$21,960	$ 65,880.00						

TERM Rating Calculation Sheet- LBTVIC

Facility	Primary Level	Secondary Level	Uniformat Code	Component Detail	Location Description	TERM ID	Inspection Assigned TERM Scale Rating	Condition	Quantity	Unit	Unit Cost	Replacement Total Cost (2025 Dollars)	Rating Num x Replacement Cost	Primary Level Replacement Cost	Primary Level Calculated Rating	Primary Level FTA Rounded Rating	Facility Replacement Cost	Facility Calculated Rating	Facility FTA Rounded Rating
TVIC (Transit Visit+F12+A3:I57+A3:I31+A3:I34+A3:A3:I5	Substructure	Tensile Structure Foundation	A1028	Tensile Structure Foundation	Mid-structre	3375935	4	Good	3	EA	$ 26,250.00	$ 86,467.50	$ 345,870.00	$313,326	4.00	4	$993,095	3.51	4.00
TVIC (Transit Visitor's Information Center)	Substructure	Foundation	A4011	Concrete Slab-on-Grade	Throughout building	3310014	4	Good	2,790	SF	$ 11.90	$ 36,454.70	$ 145,818.80						
TVIC (Transit Visitor's Information Center)	Substructure	Structural Framing	B1011	Steel Columns & Beams	Throughout building	3310032	4	Good	2,660	SF	$ 35.00	$ 102,223.80	$ 408,895.20						
TVIC (Transit Visitor's Information Center)	Substructure	Structural Framing	B1011	Steel Light Gauge	Site	3310009	4	Good	60	SF	$ 26.00	$ 1,712.88	$ 6,851.52						
TVIC (Transit Visitor's Information Center)	Substructure	Structural Framing	B1011	Steel Columns & Beams	Mid-structure	3375936	4	Good	2,250	SF	$ 35.00	$ 86,467.50	$ 345,870.00						
TVIC (Transit Visitor's Information Center)	Shell	Roof Structure	B1021	Flat, Metal Deck Over Steel Beams	Throughout building	3310025	4	Good	2,790	SF	$ 30.00	$ 91,902.60	$ 367,610.40	$400,640	3.39	3			
TVIC (Transit Visitor's Information Center)	Shell	Exterior Walls	B2011	Stucco	Throughout exterior	3375937	4	Good	2,900	SF	$ 20.00	$ 63,684.00	$ 254,736.00						
TVIC (Transit Visitor's Information Center)	Shell	Window	B2021	Aluminum Double-Glazed, 28-40 SF	Building Exterior	3310002	3	Adequate	6	EA	$ 1,250.00	$ 8,235.00	$ 24,705.00						
TVIC (Transit Visitor's Information Center)	Shell	Screens & Shutters	B2025	Rolling Security Shutter, 55 to 100 SF	Building Exterior	10111340	4	Good	1	EA	$ 2,000.00	$ 2,196.00	$ 8,784.00						
TVIC (Transit Visitor's Information Center)	Shell	Screens & Shutters	B2025	Rolling Security Shutter, 10 to 50 SF	Building Exterior	3310012	3	Adequate	2	EA	$ 1,200.00	$ 2,635.20	$ 7,905.60						
TVIC (Transit Visitor's Information Center)	Shell	Exterior Door	B2051	Steel, Commercial	Building exterior	3309998	3	Adequate	5	EA	$ 4,060.00	$ 22,289.40	$ 66,868.20						
TVIC (Transit Visitor's Information Center)	Shell	Overhead/Dock Door	B2053	Steel, 20'x14' (280 SF)	Building Exterior	3310027	3	Adequate	1	EA	$ 6,300.00	$ 6,917.40	$ 20,752.20						
TVIC (Transit Visitor's Information Center)	Shell	Roof	B3011	Single-Ply Tensile PTFE Membrane	Site	3310020	3	Adequate	2,300	SF	$ 54.24	$ 136,977.70	$ 410,933.10						
TVIC (Transit Visitor's Information Center)	Shell	Roofing	B3015	Single-Ply Membrane, TPO/PVC	Roof	3310015	3	Adequate	2,790	SF	$ 17.00	$ 52,078.14	$ 156,234.42						
TVIC (Transit Visitor's Information Center)	Shell	Roof Skylight	B3061	per SF of glazing	Roof	3316595	3	Adequate	250	SF	$ 50.00	$ 13,725.00	$ 41,175.00						
TVIC (Transit Visitor's Information Center)	Interiors	Interior Door	C1031	Steel, Standard	Throughout building	3310039	3	Adequate	4	EA	$ 600.00	$ 2,635.20	$ 7,905.60	$63,904	3.17	3			
TVIC (Transit Visitor's Information Center)	Interiors	Door Hardware	C1039	Office, per Door	Throughout Building	10111333	3	Adequate	9	EA	$ 350.00	$ 3,458.70	$ 10,376.10						
TVIC (Transit Visitor's Information Center)	Interiors	Suspended Ceilings	C1071	Acoustical Tile (ACT)	Throughout building	3309995	3	Adequate	1,300	SF	$ 3.50	$ 4,995.90	$ 14,987.70						
TVIC (Transit Visitor's Information Center)	Interiors	Toilet Partitions	C1094	Metal	Public Restrooms	3310038	3	Adequate	3	EA	$ 850.00	$ 2,799.90	$ 8,399.70						
TVIC (Transit Visitor's Information Center)	Interiors	Wall Finishes	C2011	Ceramic Tile	Restrooms	3310031	3	Adequate	600	SF	$ 18.00	$ 11,858.40	$ 35,575.20						
TVIC (Transit Visitor's Information Center)	Interiors	Wall Finishes	C2017	any surface	Throughout building	3310040	3	Adequate	5,000	SF	$ 1.50	$ 8,235.00	$ 24,705.00						
TVIC (Transit Visitor's Information Center)	Interiors	Flooring	C2031	any surface, w/ Paint or Sealant	Throughout building	3309996	3	Adequate	300	SF	$ 1.50	$ 494.10	$ 1,482.30						
TVIC (Transit Visitor's Information Center)	Interiors	Flooring	C2031	any surface, w/ Epoxy Coating	Public Restrooms	10111335	3	Adequate	800	SF	$ 12.00	$ 10,540.80	$ 31,622.40						
TVIC (Transit Visitor's Information Center)	Interiors	Flooring	C2032	Ceramic Tile	Restrooms	3309997	3	Adequate	300	SF	$ 18.00	$ 5,929.20	$ 17,787.60						
TVIC (Transit Visitor's Information Center)	Interiors	Flooring	C2035	Laminate Faux Wood	Throughout building	3310021	4	Good	1,400	SF	$ 7.00	$ 10,760.40	$ 43,041.60						
TVIC (Transit Visitor's Information Center)	Interiors	Ceiling Finishes	C2057	any flat surface	Throughout Building	10111332	3	Adequate	1,000	SF	$ 2.00	$ 2,196.00	$ 6,588.00						
TVIC (Transit Visitor's Information Center)	Plumbing	Water Heater	D2012	Electric, Residential	Utility closet	3310019	3	Adequate	1	EA	$ 550.00	$ 603.90	$ 1,811.70	$73,720	3.18	3			
TVIC (Transit Visitor's Information Center)	Plumbing	Water Heater	D2012	Electric, Commercial (12 kW)	Utility closet	3310030	4	Good	1	EA	$ 12,400.00	$ 13,615.20	$ 54,460.80						
TVIC (Transit Visitor's Information Center)	Plumbing	Plumbing System	D2014	Supply & Sanitary, Medium Density (excludes fixtures)	Throughout building	3310037	3	Adequate	2,790	SF	$ 11.00	$ 33,697.62	$ 101,092.86						
TVIC (Transit Visitor's Information Center)	Plumbing	Sink/Lavatory	D2016	Wall-Hung, Vitreous China	Drivers lounge	3310026	3	Adequate	1	EA	$ 1,500.00	$ 1,647.00	$ 4,941.00						
TVIC (Transit Visitor's Information Center)	Plumbing	Sink/Lavatory	D2016	Wall-Hung, Vitreous China	Restrooms	3309999	3	Adequate	3	EA	$ 1,500.00	$ 4,941.00	$ 14,823.00						
TVIC (Transit Visitor's Information Center)	Plumbing	Sink/Lavatory	D2016	Service Sink, Floor	Utility closet	3310004	3	Adequate	2	EA	$ 800.00	$ 1,756.80	$ 5,270.40						
TVIC (Transit Visitor's Information Center)	Plumbing	Toilet	D2016	Commercial Water Closet	Public Restrooms	3310000	3	Adequate	3	EA	$ 1,300.00	$ 4,282.20	$ 12,846.60						
TVIC (Transit Visitor's Information Center)	Plumbing	Sink/Lavatory	D2016	Drop-In Style, Stainless Steel	Public Restrooms	3310006	3	Adequate	2	EA	$ 1,200.00	$ 2,635.20	$ 7,905.60						
TVIC (Transit Visitor's Information Center)	Plumbing	Urinal	D2016	Standard	Public Restrooms	3310029	3	Adequate	1	EA	$ 1,100.00	$ 1,207.80	$ 3,623.40						

TERM Rating Calculation Sheet- LBTVIC

Facility	Primary Level	Secondary Level	Uniformat Code	Component Detail	Location Description	TERM ID	Inspection Assigned TERM Scale Rating	Condition	Quantity	Unit	Unit Cost	Replacement Total Cost (2025 Dollars)	Rating Num x Replacement Cost	Primary Level Replacement Cost	Primary Level Calculated Rating	Primary Level FTA Rounded Rating	Facility Replacement Cost	Facility Calculated Rating	Facility FTA Rounded Rating
TVIC (Transit Visitor's Information Center)	Plumbing	Urinal	D2016	Standard	Restrooms	3310022	3	Adequate	2	EA	$ 1,100.00	$ 2,415.60	$ 7,246.80						
TVIC (Transit Visitor's Information Center)	Plumbing	Sink/Lavatory	D2016	Vanity Top, Stainless Steel	Break room	10111341	3	Adequate	1	EA	$ 1,200.00	$ 1,317.60	$ 3,952.80						
TVIC (Transit Visitor's Information Center)	Plumbing	Drinking Fountain	D2016	Wall-Mounted, Single-Level	Drivers lounge	3310003	3	Adequate	1	EA	$ 1,200.00	$ 1,317.60	$ 3,952.80						
TVIC (Transit Visitor's Information Center)	Plumbing	Toilet	D2016	Commercial Water Closet	Restrooms	3310007	3	Adequate	3	EA	$ 1,300.00	$ 4,282.20	$ 12,846.60						
TVIC (Transit Visitor's Information Center)	HVAC	Packaged Unit	D3055	RTU, Pad or Roof-Mounted	Roof	10111339	3	Adequate	1	EA	$ 7,500.00	$ 8,235.00	$ 24,705.00	$45,194	3.00	3			
TVIC (Transit Visitor's Information Center)	HVAC	Packaged Unit	D3055	RTU, Pad or Roof-Mounted	Roof	10111337	3	Adequate	1	EA	$ 7,500.00	$ 8,235.00	$ 24,705.00						
TVIC (Transit Visitor's Information Center)	HVAC	Packaged Unit	D3055	RTU, Pad or Roof-Mounted	Roof	10111334	3	Adequate	1	EA	$ 7,500.00	$ 8,235.00	$ 24,705.00						
TVIC (Transit Visitor's Information Center)	HVAC	Packaged Unit	D3055	RTU, Pad or Roof-Mounted	Roof	10111336	3	Adequate	1	EA	$ 7,500.00	$ 8,235.00	$ 24,705.00						
TVIC (Transit Visitor's Information Center)	HVAC	HVAC System	D3055	Ductwork, Medium Density	Throughout building	3310035	3	Adequate	2,790	SF	$ 4.00	$ 12,253.68	$ 36,761.04						
TVIC (Transit Visitor's Information Center)	Electrical	Distribution Panel	D5023	120/208 V, 200 AMP	Throughout building	3310011	3	Adequate	1	EA	$ 2,000.00	$ 2,196.00	$ 6,588.00	$49,317	3.00	3			
TVIC (Transit Visitor's Information Center)	Electrical	Electrical System	D5031	Wiring & Switches, High Density/Complexity	Throughout building	3310024	3	Adequate	2,790	SF	$ 4.00	$ 12,253.68	$ 36,761.04						
TVIC (Transit Visitor's Information Center)	Electrical	Standard Fixture w/ Lamp	D5045	any type, w/ LED Replacement, 250 W	Building exterior	3310008	3	Adequate	3	EA	$ 250.00	$ 823.50	$ 2,470.50						
TVIC (Transit Visitor's Information Center)	Electrical	Interior Lighting System	D5045	Full Upgrade, Medium Density & Standard Fixtures	Throughout building	3310028	3	Adequate	2,790	SF	$ 4.50	$ 13,785.39	$ 41,356.17						
TVIC (Transit Visitor's Information Center)	Electrical	Security/Surveillance System	D7031	Full System Upgrade, Average Density	Throughout building	3310013	3	Adequate	2,790	SF	$ 2.00	$ 6,126.84	$ 18,380.52						
TVIC (Transit Visitor's Information Center)	Electrical	Security Panel	D7035	Annunciator	Lobby	10111338	3	Adequate	1	EA	$ 500.00	$ 549.00	$ 1,647.00						
TVIC (Transit Visitor's Information Center)	Electrical	Fire Alarm System	D7051	Full System Upgrade, Standard Addressable	Throughout building	3310041	3	Adequate	2,790	SF	$ 3.00	$ 9,190.26	$ 27,570.78						
TVIC (Transit Visitor's Information Center)	Electrical	Fire Alarm Panel	D7051	Multiplex	Throughout building	3310001	3	Adequate	1	EA	$ 4,000.00	$ 4,392.00	$ 13,176.00						
TVIC (Transit Visitor's Information Center)	Fixed Furnishing	Residential Appliances	E1061	Refrigerator, 14 to 18 CF	Drivers lounge	3310017	3	Adequate	1	EA	$ 600.00	$ 658.80	$ 1,976.40	$36,344	3.00	3			
TVIC (Transit Visitor's Information Center)	Fixed Furnishing	Casework	E2013	Countertop, Plastic Laminate	Throughout building	3310016	3	Adequate	50	LF	$ 50.00	$ 2,745.00	$ 8,235.00						
TVIC (Transit Visitor's Information Center)	Fixed Furnishing	Casework	E2013	Cabinetry, Standard	Throughout building	3310036	3	Adequate	100	LF	$ 300.00	$ 32,940.00	$ 98,820.00						
TVIC (Transit Visitor's Information Center)	Site	Sidewalk	G2031	Concrete, Large Areas	Site	3310033	4	Good	1,000	SF	$ 9.00	$ 9,882.00	$ 39,528.00	$10,651	3.93	4			
TVIC (Transit Visitor's Information Center)	Site	Park Bench	G2062	Metal Powder-Coated	Site	3310034	3	Adequate	1	EA	$ 700.00	$ 768.60	$ 2,305.80						

INFORMATION ITEM

LBT1 Phase IV Battery Electric Bus Charging Infrastructure Project Update

STAFF REPRESENTATIVE

Aaron Bergeson, Manager, Contractors

BACKGROUND

Long Beach Transit (LBT) has consistently demonstrated its commitment to reducing greenhouse gas emissions and air pollutants through energy conservation initiatives and the operation of alternatively fueled vehicles. In 2020, the Board adopted the Zero-Emission Bus Rollout Plan, establishing a strategy for transitioning to a zero-emission fleet. Since that time, the Board has approved several battery electric bus purchases and the development of the supporting charging infrastructure.

LBT's electrification infrastructure has been implemented in phases:

- Phase I: In conjunction with the purchase of the LBT's first 10 battery electric buses, LBT partnered with Southern California Edison (SCE) to install a dedicated substation and 10 battery electric bus chargers. The chargers became operational in August 2017.
- Phase II: Following the purchase of 14 additional battery electric buses, construction of 14 additional chargers was completed in 2021.
- Phase III: Following the purchase of 20 additional battery electric buses, construction of 20 additional chargers was completed in 2023.

Together, the first three phases resulted in the installation of 44 battery electric bus chargers.

In July 2024, the Board approved the purchase of 30 additional battery electric buses and authorized the use of the Best Value Design-Build procurement and delivery method for Phase IV. In June 2025, the Board approved a contract with AECOM to complete the 30-percent design and prepare the documents necessary to procure a design-build team.

PHASE IV PROJECT OVERVIEW

Phase IV represents the final stage of the planned electrification of the LBT1 facility. The project will provide the power and charging infrastructure needed to support the current fleet and future expansion of up to 130 battery electric buses.

The project will include:

- Installation of 86 battery electric bus chargers;
- Installation of a second SCE substation;
- Deployment of an overhead battery electric bus charging system; and
- Integration of an emergency backup power source.

The infrastructure will also establish the groundwork for the potential future integration of photovoltaic systems and a Battery Energy Storage System (BESS), further supporting the LBT's sustainability and operational resilience goals.

Staff has continued coordinating with SCE through its Charge Ready Transport Program to align the project design with utility requirements and the anticipated project schedule. The application, assessment, and pre-construction conditions have been completed, and SCE has committed to energizing the infrastructure by January 31, 2028. The project's goal is to energize chargers before the 2028 Olympic and Paralympic Games.

PROCUREMENT PROCESS

In March 2026, staff issued a Request for Qualifications to prequalify design-build firms for the project. The agency received 12 responses, which were reviewed by a five-member evaluation committee consisting of internal staff and external subject-matter experts. The firms were evaluated based on team experience and capability, key personnel and subcontractors, relevant reference projects, and industrial safety records. Four design-build firms advanced to the Request for Proposals stage.

In June 2026, AECOM delivered the 30-percent design and bidding documents. In July 2026, the Request for Proposals was issued to the four prequalified design-build firms. Three proposals were received by the August 7, 2026 deadline after one firm withdrew from consideration.

The review committee is currently evaluating the three proposals based on price, technical design and construction expertise, projected life-cycle costs over a period of at least 15 years, and any exceptions identified in the proposals. Following completion of the evaluation process, staff will enter into negotiations with the highest-scoring proposer.

Because the procurement process remains active, proposal details and related discussions are confidential, and Procurement remains the sole point of contact. Staff anticipates returning to the Board in October 2026 with a recommendation to award the Phase IV design-build construction contract.

Staff also anticipates returning to the Board in January 2027 with a recommendation to award a contract for construction management services. The selected consultant would provide quality assurance, quality control, and commissioning verification for the Phase IV project.

STAFF RECOMMENDATION

Not applicable. Information item only.



Kenneth A. McDonald
President and Chief Executive Officer

INFORMATION ITEM

Systemwide Transit Analysis and Reassessment (STAR) II Phase 2 Update

STAFF REPRESENTATIVE

Jessica Cignarella, Manager, Service Planning, Transit Service Delivery & Planning

BACKGROUND

The Board approved the initiation of the Comprehensive Operational Analysis (COA), or as it is now referred to, STAR II, at its March 27, 2025, meeting. In alignment with Long Beach Transit's (LBT) strategic priorities, STAR II is a systemwide review of LBT's fixed-route, Dial-A-Lift, and water taxi services to assess transit use, service performance, and future mobility needs. The study incorporates robust stakeholder and community engagement, to identify opportunities to improve reliability, enhance service quality, and support LBT's transition to a zero-emission fleet.

Phase 1 of community and stakeholder engagement took place between October and December 2025 and focused on understanding current travel needs, experiences and priorities for future service. Outreach included two community meetings, transit intercepts and pop-up events, and seven focus groups with customers, community members and key stakeholders. As part of this effort, the Board participated in a Special Session Board Focus Group on November 21, 2025.

Feedback received through STAR II Phase I reinforced three clear priorities for improving LBT service: more frequent buses, more reliable service, and longer service hours. These priorities, together with a comprehensive analysis of existing service performance, ridership and travel patterns, informed the development of proposed bus service improvements.

PROPOSED BUS SERVICE IMPROVEMENTS

The proposed bus service improvements represent a reimagining of how LBT can use its existing resources to better respond to current and future mobility needs. The recommendations consider opportunities to improve service frequency, reliability, span of service and regional connectivity while better aligning service with customer demand and changing travel patterns.

The proposed improvements are resource neutral and were developed within the same level of operating resources available to LBT today. As a result, proposed improvements to service on some routes are balanced with modifications to other routes based on factors such as ridership, service performance, route duplication, access to alternative service and opportunities to provide more useful and reliable connections.

Three principles guided the development of the proposed improvements:

- **Elevate the customer experience** by improving the usefulness, reliability and overall quality of LBT service;
- **Increase transit's attractiveness for a wider range of trips** by providing service that better responds to when and where customers need to travel; and
- **Optimize the use of available resources** by directing service to where it can provide the greatest customer and systemwide benefit.

PHASE 2 ENGAGEMENT

Public engagement began on August 22 and concluded on September 20, 2026. The engagement process included community meetings, pop-up events, and an online survey to present the proposed service improvements and gather feedback. LBT also conducted targeted engagement with employees and other stakeholders to better understand the potential customer and operational impacts of the proposed changes.

The service redesign proposal map and route profile recommendations presented during the public engagement events are included as attachments to this report.

NEXT STEPS

Following the conclusion of the engagement period, LBT and the project team will review and evaluate feedback received from customers, employees, Board members, community stakeholders, and the public.

Feedback will be considered alongside technical analysis and operational considerations to refine the proposed bus service improvements and develop final recommendations. The final recommendations will establish a long-term framework for improving LBT service and will inform future service planning and implementation decisions.

Staff will return to the Board with the final STAR II recommendations following completion of the technical analysis and community engagement process.

STAFF RECOMMENDATION

Not Applicable. Information Item.

Kenneth A. McDonald
President and Chief Executive Officer

Attachments

LONG BEACH TRANSIT

STAR II

Service Redesign Proposal

ridelbt.com/star2

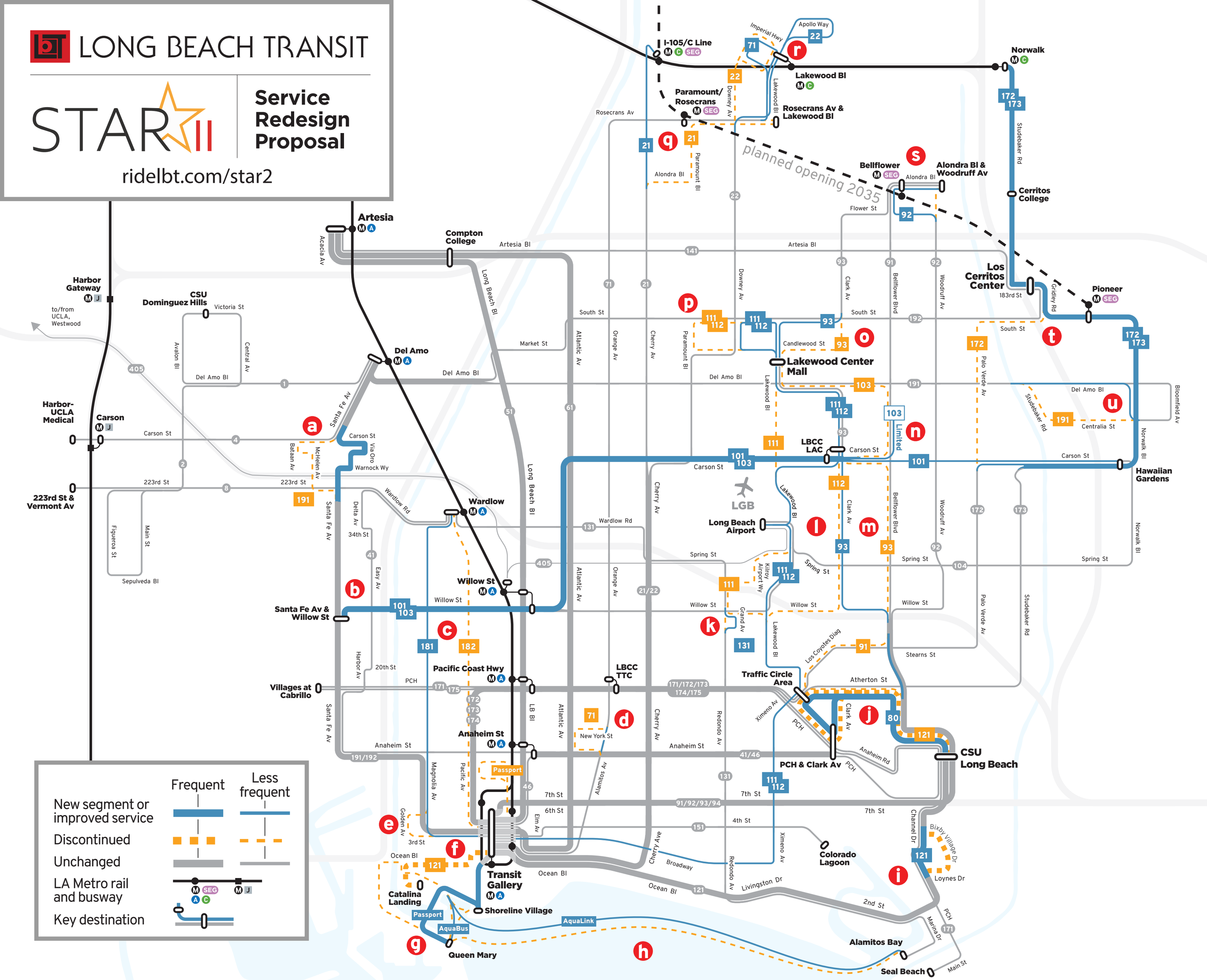

Proposed Changes

a **Reroute 191** onto Via Oro from McHelen Av.

b **Improve 101/103** from 20 min to 15 min frequency west of LBCC. On weekends, 101 operates solo every 30 minutes.

c **Combine 182 into 181**, providing 30 min service on Magnolia Av.

d **Streamline 71** by removing New York St deviation.

e **Streamline 181** by removing Golden Av deviation.

f **Shorten 121** to operate only between Transit Gallery and CSULB.

g **Shorten Passport and improve** to operate every 20 min between Queen Mary, Shoreline Village, and Transit Gallery.

h **Streamline AquaBus** to operate between Dock 4 and Queen Mary.
Streamline AquaLink to operate between Dock 4 and Alamitos Bay.

i **Streamline 121** onto PCH and Channel Dr from Bixby Village Dr.

j **New Route 80** replaces 121, 91 and CSULB Beachside shuttle between CSULB and Traffic Circle. It will operate every 15 minutes. 121 will terminate at CSULB and 91 will stay on Bellflower Bl.

k **Reroute 131** to serve Willow St and Grand Av, replacing Route 111 deviation.

l **Combine 111 & 112** into a single 30 min route serving Lakewood Bl and LBCC. The route will serve only Clark Av between Del Amo Bl and Carson St, and serve Lakewood Bl South of Carson St.

m **Reroute 93** onto Clark Av between Willow St and Carson St, replacing segment of 112.

n **Shorten 103** to only operate west of LBCC. Two morning and afternoon trips still run to Lakewood HS at bell times.

o **Reroute 93** onto South Street from Candlewood St and Clark Av.

p **Reroute 111/112** turnaround loop onto Downey Av from Paramount Bl.

q **Reroute 21** to future Southeast Gateway Line/C Line station after opening.

r **Extend 22** north to Downey Landing.
Extend 71 north to Lakewood Bl Station.

s **Reroute 92** to serve future Southeast Gateway Line Bellflower Station.

t **Reroute 172** to provide 15 min frequency to Hawaiian Gardens and Norwalk Bl.
Extend 172 to Norwalk Station to provide 15 min frequency on Studebaker Rd.

u **Reroute westbound 191** to provide bi-directional service on Del Amo Bl.

Long Beach Transit, July 2026

Route 1 Del Amo Blvd - CSUDH

DRAFT

LONG BEACH TRANSIT

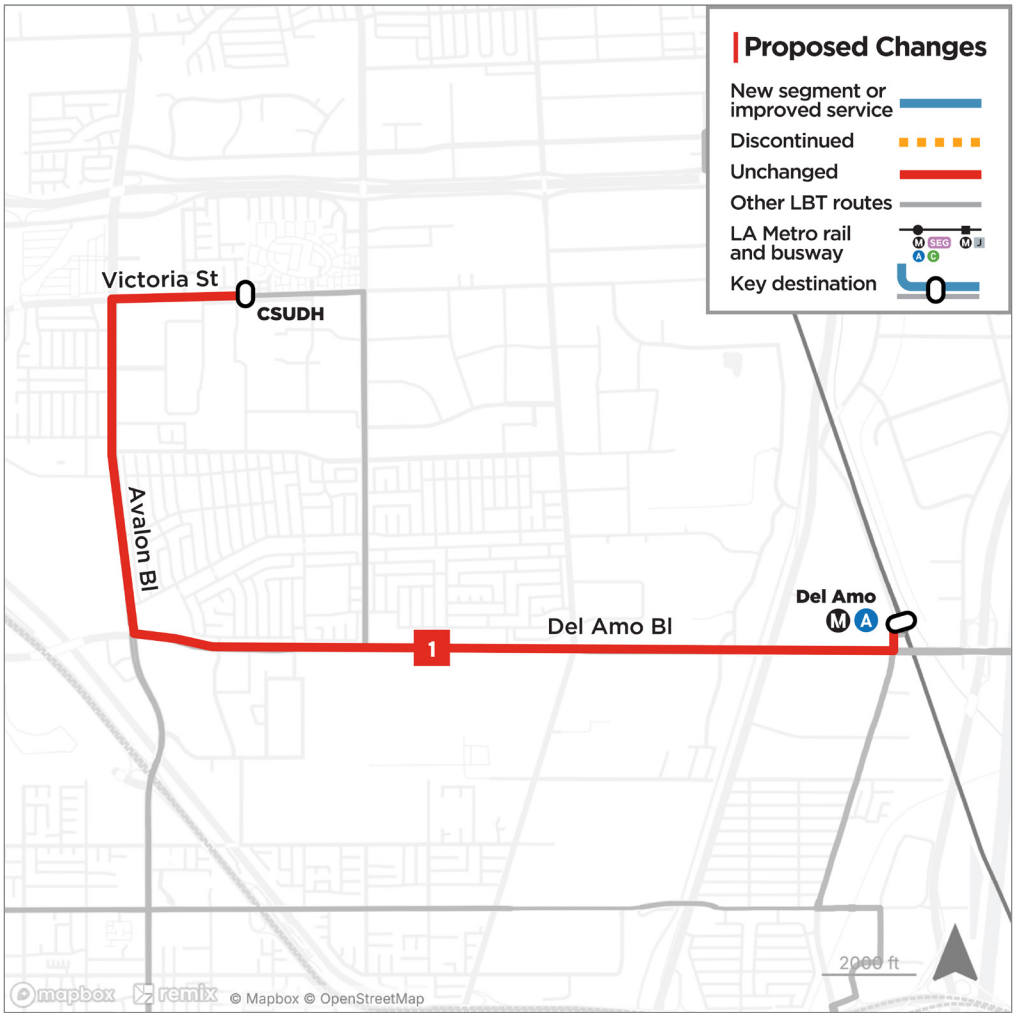

How is my route changing?

- No changes proposed for Route 1.

¿Cómo está cambiando mi ruta?

- No se proponen cambios para la Ruta 1.

When will the bus run? / ¿Cuándo circulará el autobús?

	EXISTING / ACTUAL		PROPOSED / PROPUESTO	
	FREQUENCY (MIN) / FRECUENCIA (MIN)	SERVICE HOURS / HORAS DE SERVICIO	FREQUENCY (MIN) / FRECUENCIA (MIN)	SERVICE HOURS / HORAS DE SERVICIO
Weekday / Entre Semana	40	5:24 AM - 8:29 PM	40	5:24 AM - 8:29 PM
Saturday / Sábado	40	6:50 AM - 8:43 PM	40	6:50 AM - 8:43 PM
Sunday / Domingo	40	6:50 AM - 8:40 PM	40	6:50 AM - 8:40 PM

Route 2 Carson - CSUDH

DRAFT

LONG BEACH TRANSIT

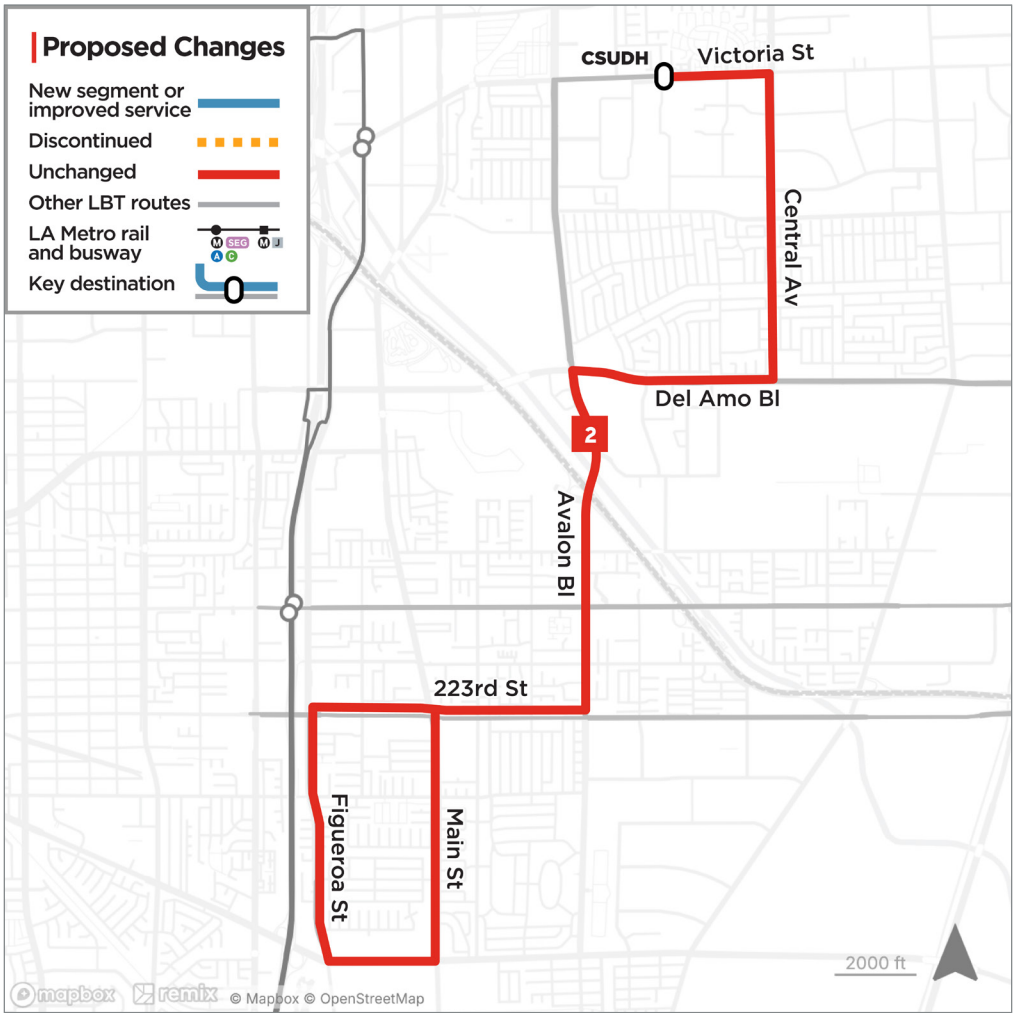

How is my route changing?

- No changes proposed for Route 2.

¿Cómo está cambiando mi ruta?

- No se proponen cambios para la Ruta 2.

When will the bus run? / ¿Cuándo circulará el autobús?

	EXISTING / ACTUAL		PROPOSED / PROPUESTO	
	FREQUENCY (MIN) / FRECUENCIA (MIN)	SERVICE HOURS / HORAS DE SERVICIO	FREQUENCY (MIN) / FRECUENCIA (MIN)	SERVICE HOURS / HORAS DE SERVICIO
Weekday / Entre Semana	40	5:40 AM - 8:24 PM	40	5:40 AM - 8:24 PM
Saturday / Sábado	40	10:05 AM - 5:56 PM	40	10:05 AM - 5:56 PM
Sunday / Domingo	-	-	-	-

Route 4 Carson St

DRAFT

LONG BEACH TRANSIT

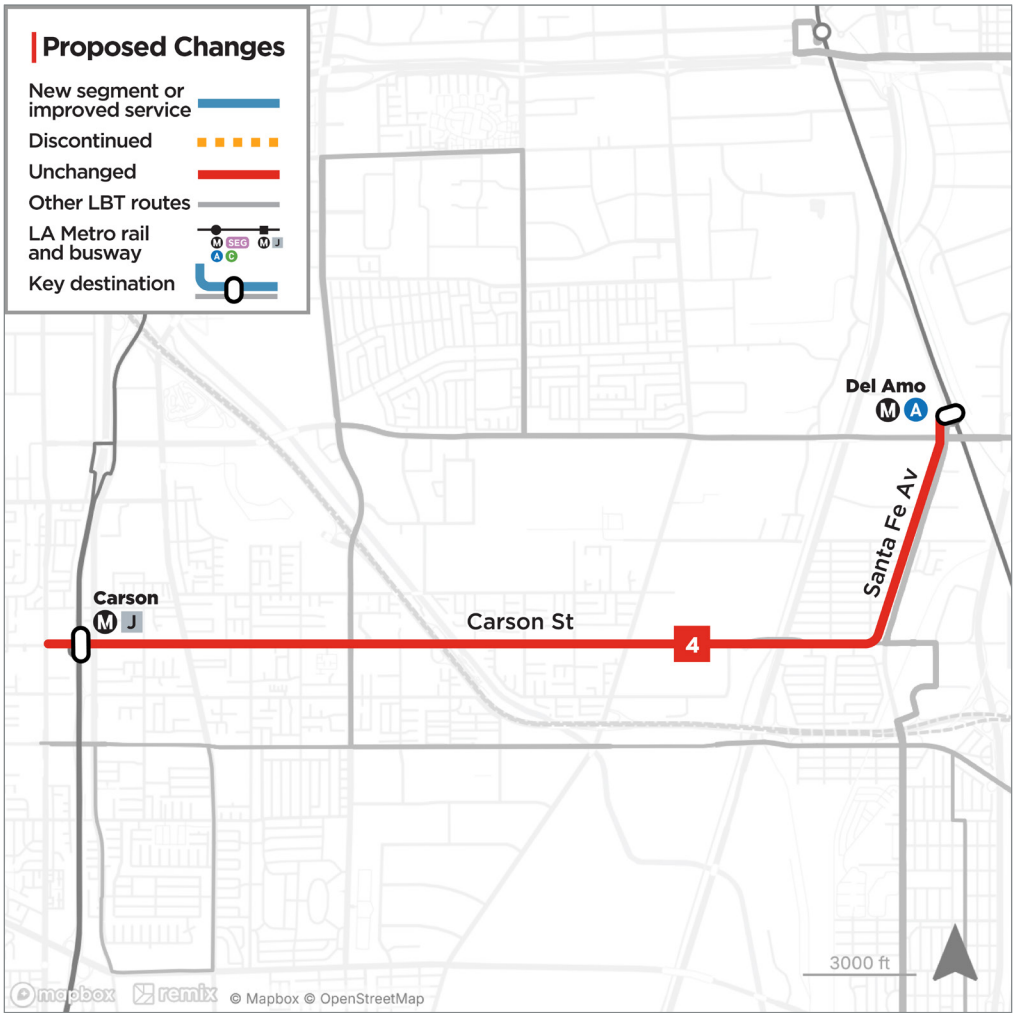

How is my route changing?

- No changes proposed for Route 4.

¿Cómo está cambiando mi ruta?

- No se proponen cambios para la Ruta 4.

When will the bus run? / ¿Cuándo circulará el autobús?

	EXISTING / ACTUAL		PROPOSED / PROPUESTO	
	FREQUENCY (MIN) / FRECUENCIA (MIN)	SERVICE HOURS / HORAS DE SERVICIO	FREQUENCY (MIN) / FRECUENCIA (MIN)	SERVICE HOURS / HORAS DE SERVICIO
Weekday / Entre Semana	40	5:11 AM - 8:49 PM	40	5:11 AM - 8:49 PM
Saturday / Sábado	40	10:10 AM - 5:50 PM	40	10:10 AM - 5:50 PM
Sunday / Domingo	-	-	-	-

Route 8 223rd St/Wardlow Rd

DRAFT

LONG BEACH TRANSIT

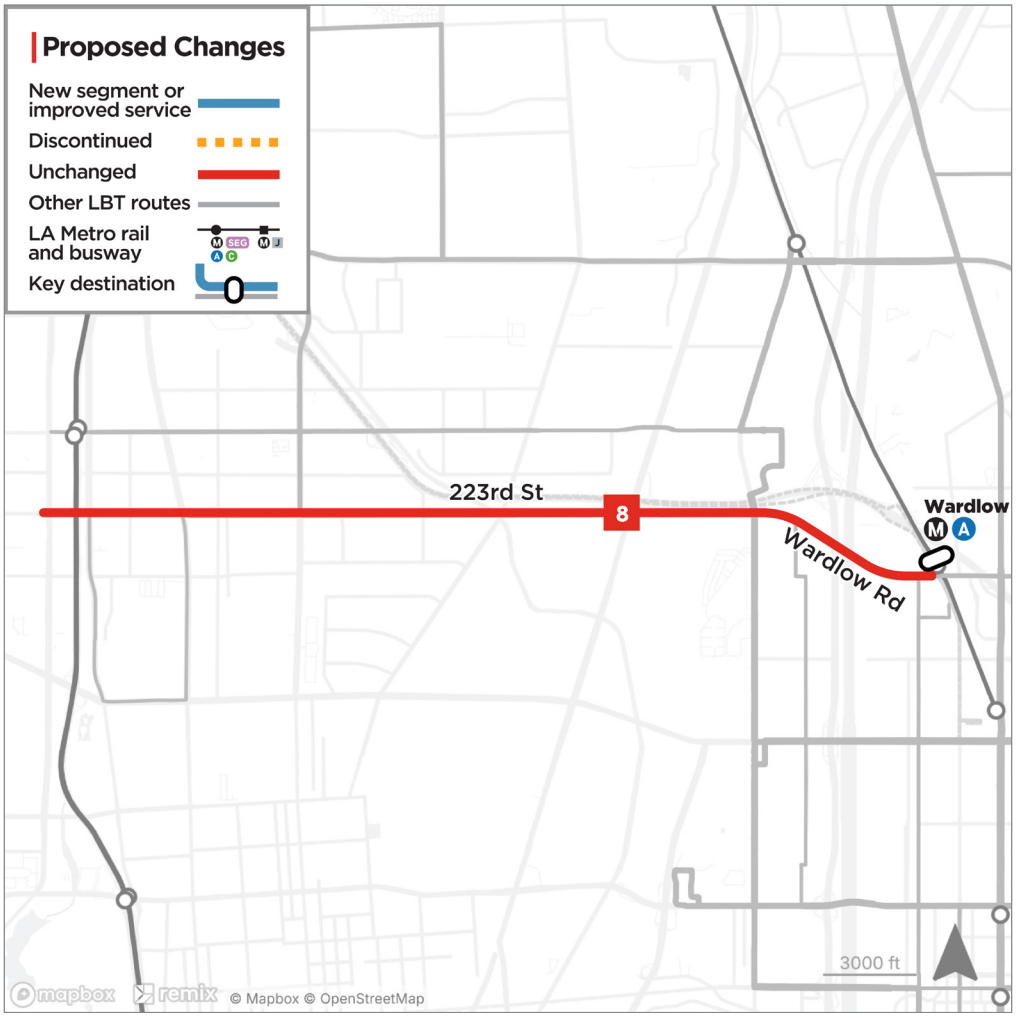

How is my route changing?

- No changes proposed for Route 8.

¿Cómo está cambiando mi ruta?

- No se proponen cambios para la Ruta 8.

When will the bus run? / ¿Cuándo circulará el autobús?

	EXISTING / ACTUAL		PROPOSED / PROPUESTO	
	FREQUENCY (MIN) / FRECUENCIA (MIN)	SERVICE HOURS / HORAS DE SERVICIO	FREQUENCY (MIN) / FRECUENCIA (MIN)	SERVICE HOURS / HORAS DE SERVICIO
Weekday / Entre Semana	40	5:05 AM - 8:10 PM	40	5:05 AM - 8:10 PM
Saturday / Sábado	40	10:45 AM - 5:55 PM	40	10:45 AM - 5:55 PM
Sunday / Domingo	-	-	-	-

Route 21 Cherry Ave

DRAFT

LONG BEACH TRANSIT

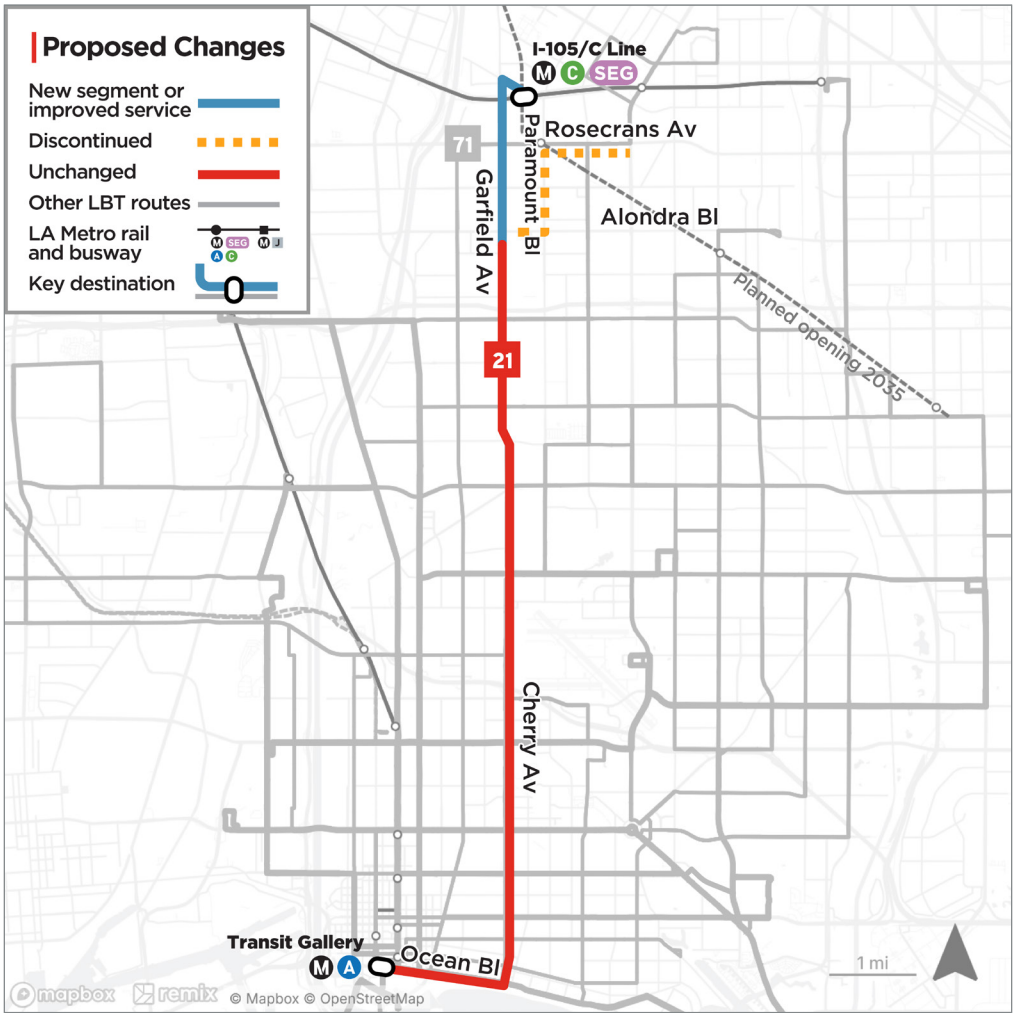

How is my route changing?

- Extend Route 21 to the future I-105/C Line Station, creating direct connections to the C Line and Southeast Gateway Line. This provides new rail connections to LAX and Downtown LA.
- LBT Route 71 and Metro Route 265 provide alternative service on Rosecrans Av and Paramount Bl.

¿Cómo está cambiando mi ruta?

- Extender la Ruta 21 hasta la futura estación I-105/C Line, creando conexiones directas con la C Line y la Southeast Gateway Line. Esto proporcionará nuevas conexiones con LAX y el centro de Los Ángeles.
- La Ruta 71 de LBT y la Ruta 265 de Metro proporcionan servicio alternativo en Rosecrans Av y Paramount Bl.

When will the bus run? / ¿Cuándo circulará el autobús?

	EXISTING / ACTUAL		PROPOSED / PROPUESTO	
	FREQUENCY (MIN) / FRECUENCIA (MIN)	SERVICE HOURS / HORAS DE SERVICIO	FREQUENCY (MIN) / FRECUENCIA (MIN)	SERVICE HOURS / HORAS DE SERVICIO
Weekday / Entre Semana	30	4:50 AM - 12:08 AM	30	4:50 AM - 12:08 AM
Saturday / Sábado	40	5:06 AM - 12:09 AM	40	5:06 AM - 12:09 AM
Sunday / Domingo	40	5:06 AM - 12:08 AM	40	5:06 AM - 12:08 AM

Improvements / Mejoras

NEW DESTINATIONS SERVED / SERVICIO A NUEVOS DESTINOS	IMPROVED FREQUENCIES / FRECUENCIAS MEJORADAS	FASTER TRIP TIMES / VIAJES MÁS RÁPIDOS	IMPROVED REGIONAL CONNECTIONS / MEJORES CONEXIONES REGIONALES
✓	✗	✗	✓

Route 22 Cherry Ave/Downey Ave

DRAFT

LONG BEACH TRANSIT

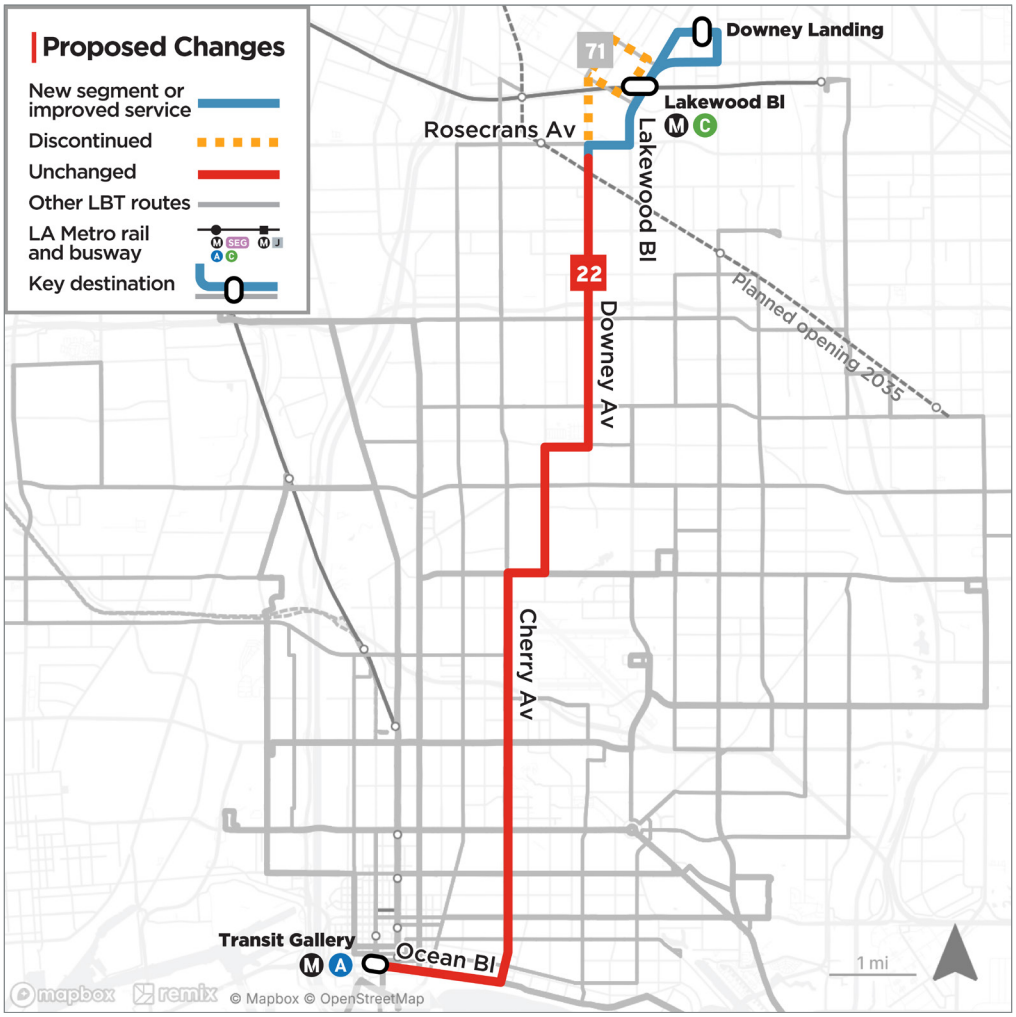

How is my route changing?

- Provide new access to Walmart, Kaiser Permanente, and other major destinations by extending Route 22 north on Lakewood Blvd to Downey Landing.
- Reroute from Downey Av to Lakewood Bl north of Rosecrans Av.

¿Cómo está cambiando mi ruta?

- Ofrecer nuevo acceso a Walmart, Kaiser Permanente y otros destinos importantes al extender la Ruta 22 hacia el norte por Lakewood Blvd hasta Downey Landing.
- Cambiar la ruta de Downey Av a Lakewood Bl al norte de Rosecrans Av.

When will the bus run? / ¿Cuándo circulará el autobús?

	EXISTING / ACTUAL		PROPOSED / PROPUESTO	
	FREQUENCY (MIN) / FRECUENCIA (MIN)	SERVICE HOURS / HORAS DE SERVICIO	FREQUENCY (MIN) / FRECUENCIA (MIN)	SERVICE HOURS / HORAS DE SERVICIO
Weekday / Entre Semana	30	5:03 AM - 12:05 AM	30	5:03 AM - 12:05 AM
Saturday / Sábado	40	5:05 AM - 12:00 AM	40	5:05 AM - 12:00 AM
Sunday / Domingo	40	5:05 AM - 12:00 AM	40	5:05 AM - 12:00 AM

Improvements / Mejoras

NEW DESTINATIONS SERVED / SERVICIO A NUEVOS DESTINOS	IMPROVED FREQUENCIES / FRECUENCIAS MEJORADAS	FASTER TRIP TIMES / VIAJES MÁS RÁPIDOS	IMPROVED REGIONAL CONNECTIONS / MEJORES CONEXIONES REGIONALES
✓	✗	✗	✗

Route 41 Anaheim St/Easy Ave

DRAFT

LONG BEACH TRANSIT



How is my route changing?

- No changes proposed for Route 41.

¿Cómo está cambiando mi ruta?

- No se proponen cambios para la Ruta 41.

When will the bus run? / ¿Cuándo circulará el autobús?

	EXISTING / ACTUAL		PROPOSED / PROPUESTO	
	FREQUENCY (MIN) / FRECUENCIA (MIN)	SERVICE HOURS / HORAS DE SERVICIO	FREQUENCY (MIN) / FRECUENCIA (MIN)	SERVICE HOURS / HORAS DE SERVICIO
Weekday / Entre Semana	24	5:10 AM - 8:30 PM	24	5:10 AM - 8:30 PM
Saturday / Sábado	30	6:20 AM - 8:26 PM	30	6:20 AM - 8:26 PM
Sunday / Domingo	30	6:20 AM - 8:30 PM	30	6:20 AM - 8:30 PM

Route 46 Anaheim St

DRAFT

LONG BEACH TRANSIT

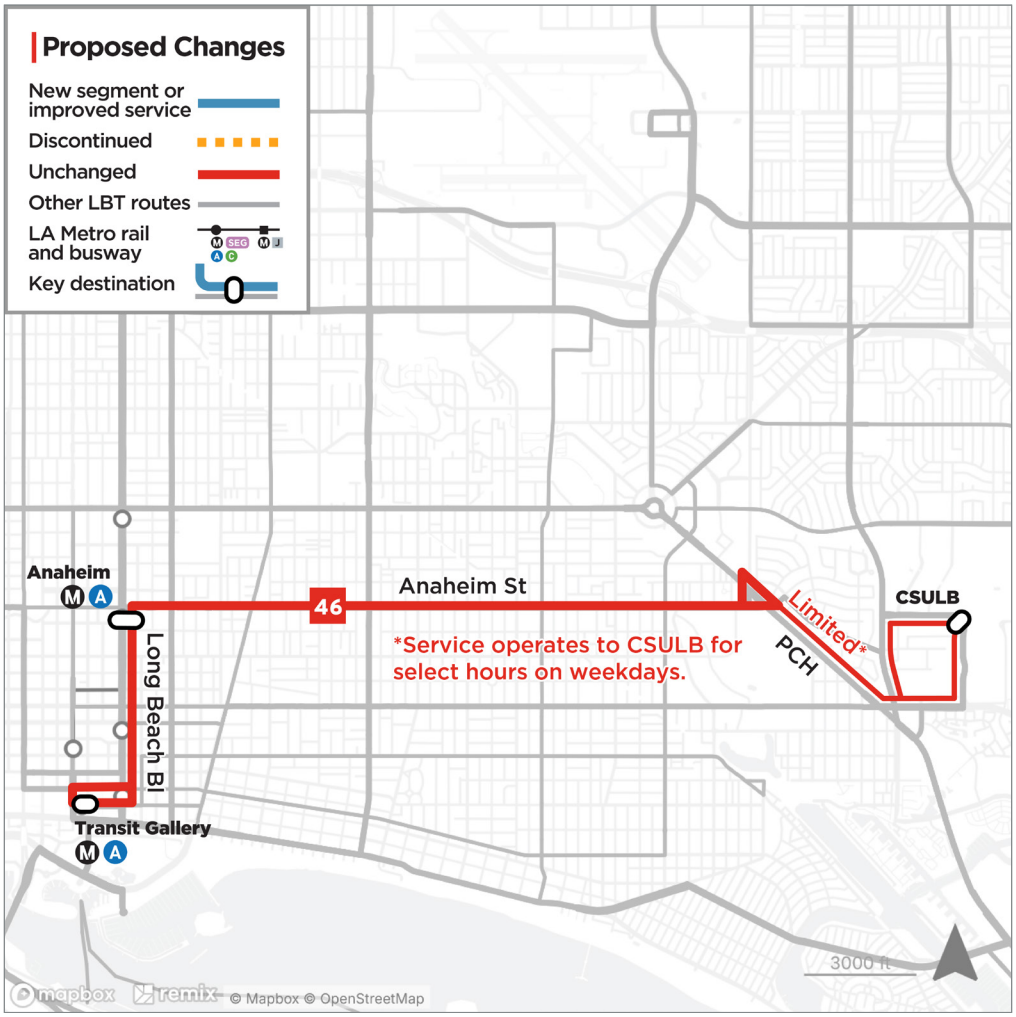

How is my route changing?

- No changes proposed for Route 46.

¿Cómo está cambiando mi ruta?

- No se proponen cambios para la Ruta 46.

When will the bus run? / ¿Cuándo circulará el autobús?

	EXISTING / ACTUAL		PROPOSED / PROPUESTO	
	FREQUENCY (MIN) / FRECUENCIA (MIN)	SERVICE HOURS / HORAS DE SERVICIO	FREQUENCY (MIN) / FRECUENCIA (MIN)	SERVICE HOURS / HORAS DE SERVICIO
Weekday / Entre Semana	24	4:50 AM - 12:55 AM	24	4:50 AM - 12:55 AM
Saturday / Sábado	30	5:07 AM - 12:56 AM	30	5:07 AM - 12:56 AM
Sunday / Domingo	30	5:07 AM - 12:56 AM	30	5:07 AM - 12:56 AM

Route 51 Long Beach Blvd

DRAFT

LONG BEACH TRANSIT

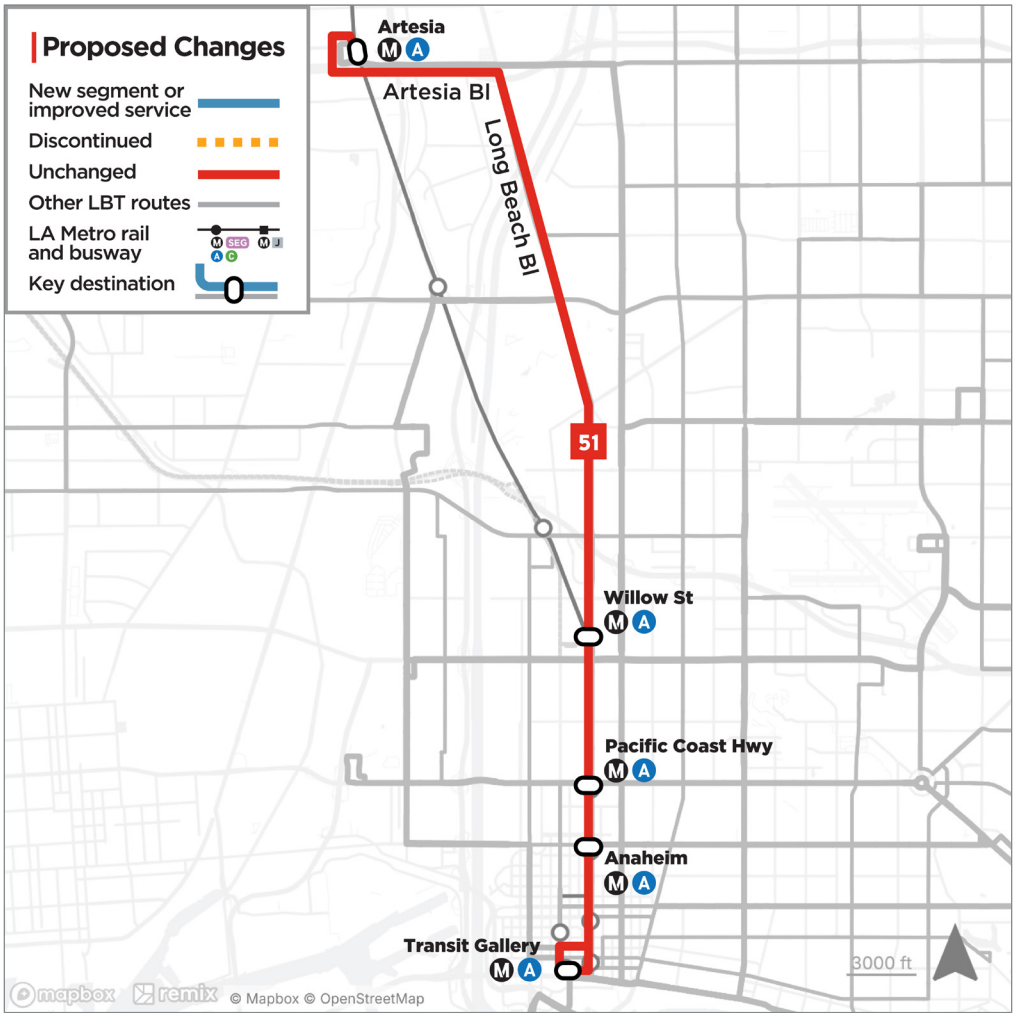

How is my route changing?

- No changes proposed for Route 51.

¿Cómo está cambiando mi ruta?

- No se proponen cambios para la Ruta 51.

When will the bus run? / ¿Cuándo circulará el autobús?

	EXISTING / ACTUAL		PROPOSED / PROPUESTO	
	FREQUENCY (MIN) / FRECUENCIA (MIN)	SERVICE HOURS / HORAS DE SERVICIO	FREQUENCY (MIN) / FRECUENCIA (MIN)	SERVICE HOURS / HORAS DE SERVICIO
Weekday / Entre Semana	15	5:00 AM - 11:39 PM	15	5:00 AM - 11:39 PM
Saturday / Sábado	20	4:46 AM - 11:36 PM	20	4:46 AM - 11:36 PM
Sunday / Domingo	20	5:00 AM - 11:36 PM	20	5:00 AM - 11:36 PM

Route 61 Atlantic Ave

DRAFT

LONG BEACH TRANSIT



How is my route changing?

- No changes proposed for Route 61.

¿Cómo está cambiando mi ruta?

- No se proponen cambios para la Ruta 61.

When will the bus run? / ¿Cuándo circulará el autobús?

	EXISTING / ACTUAL		PROPOSED / PROPUESTO	
	FREQUENCY (MIN) / FRECUENCIA (MIN)	SERVICE HOURS / HORAS DE SERVICIO	FREQUENCY (MIN) / FRECUENCIA (MIN)	SERVICE HOURS / HORAS DE SERVICIO
Weekday / Entre Semana	15	5:00 AM - 1:12 AM	15	5:00 AM - 1:12 AM
Saturday / Sábado	20	5:05 AM - 1:09 AM	20	5:05 AM - 1:09 AM
Sunday / Domingo	20	5:05 AM - 1:08 AM	20	5:05 AM - 1:08 AM

Route 71 Orange Ave

DRAFT

LONG BEACH TRANSIT

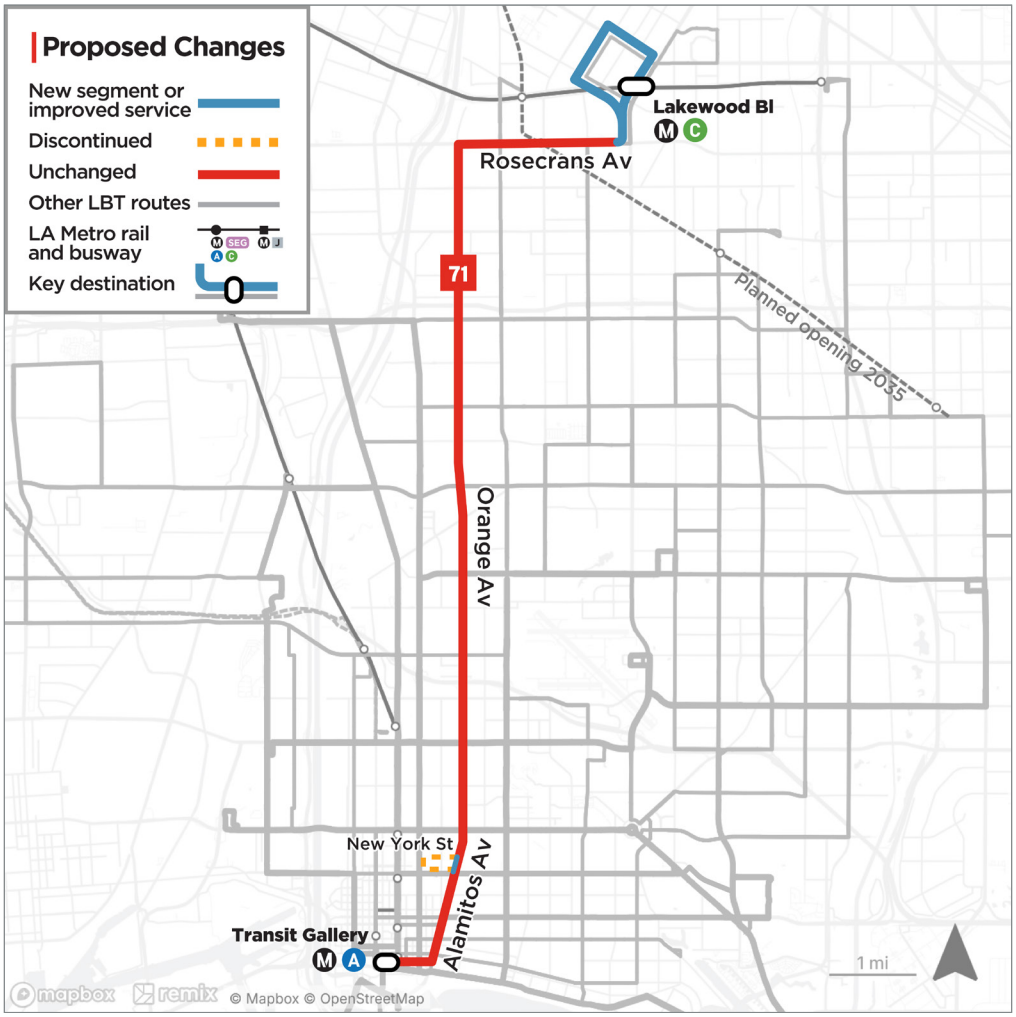

How is my route changing?

- Start service earlier, with the first trip starting at 5 a.m, seven days a week.
- Streamline service along Alamitos Av and Orange Av by no longer serving New York St.
- Provide a new connection to Metro's C Line by extending Route 71 north to Lakewood Blvd Station.

¿Cómo está cambiando mi ruta?

- Comenzar el servicio más temprano, con el primer viaje a partir de las 5 a.m., los siete días de la semana.
- Simplificar el servicio a lo largo de Alamitos Av y Orange Av al dejar de dar servicio a New York St.
- Ofrecer una nueva conexión con la Línea C de Metro al extender la Ruta 71 hacia el norte hasta la Estación Lakewood Blvd.

When will the bus run? / ¿Cuándo circulará el autobús?

	EXISTING / ACTUAL		PROPOSED / PROPUESTO	
	FREQUENCY (MIN) / FRECUENCIA (MIN)	SERVICE HOURS / HORAS DE SERVICIO	FREQUENCY (MIN) / FRECUENCIA (MIN)	SERVICE HOURS / HORAS DE SERVICIO
Weekday / Entre Semana	30	5:55 AM - 8:14 PM	30	5:00 AM - 8:14 PM
Saturday / Sábado	45	6:18 AM - 8:08 PM	45	5:00 AM - 8:08 PM
Sunday / Domingo	45	6:18 AM - 8:10 PM	45	5:00 AM - 8:10 PM

Improvements / Mejoras

NEW DESTINATIONS SERVED / SERVICIO A NUEVOS DESTINOS	IMPROVED FREQUENCIES / FRECUENCIAS MEJORADAS	FASTER TRIP TIMES / VIAJES MÁS RÁPIDOS	IMPROVED REGIONAL CONNECTIONS / MEJORES CONEXIONES REGIONALES
✗	✗	✓	✓

Route 80 CSULB - Traffic Circle Shuttle

DRAFT

LONG BEACH TRANSIT



How is my route changing?

- New shuttle providing direct, frequent service between CSULB and housing along Atherton St and the Traffic Circle area.
- Replaces discontinued portions of Routes 91 and 121.

¿Cómo está cambiando mi ruta?

- Nuevo servicio que proporciona servicio directo y frecuente entre CSULB y las viviendas a lo largo de Atherton St y el área del Traffic Circle.
- Reemplaza los segmentos descontinuados de las rutas 91 y 121.

When will the bus run? / ¿Cuándo circulará el autobús?

	EXISTING / ACTUAL		PROPOSED / PROPUESTO	
	FREQUENCY (MIN) / FRECUENCIA (MIN)	SERVICE HOURS / HORAS DE SERVICIO	FREQUENCY (MIN) / FRECUENCIA (MIN)	SERVICE HOURS / HORAS DE SERVICIO
Weekday / Entre Semana	-	-	15	7:00 AM - 11:00 PM
Saturday / Sábado	-	-	30	6:00 AM - 8:00 PM
Sunday / Domingo	-	-	30	6:00 AM - 8:00 PM

Improvements / Mejoras

NEW DESTINATIONS SERVED / SERVICIO A NUEVOS DESTINOS	IMPROVED FREQUENCIES / FRECUENCIAS MEJORADAS	FASTER TRIP TIMES / VIAJES MÁS RÁPIDOS	IMPROVED REGIONAL CONNECTIONS / MEJORES CONEXIONES REGIONALES
✓	✗	✗	✓

Route 91 7th St/Bellflower

DRAFT

LONG BEACH TRANSIT

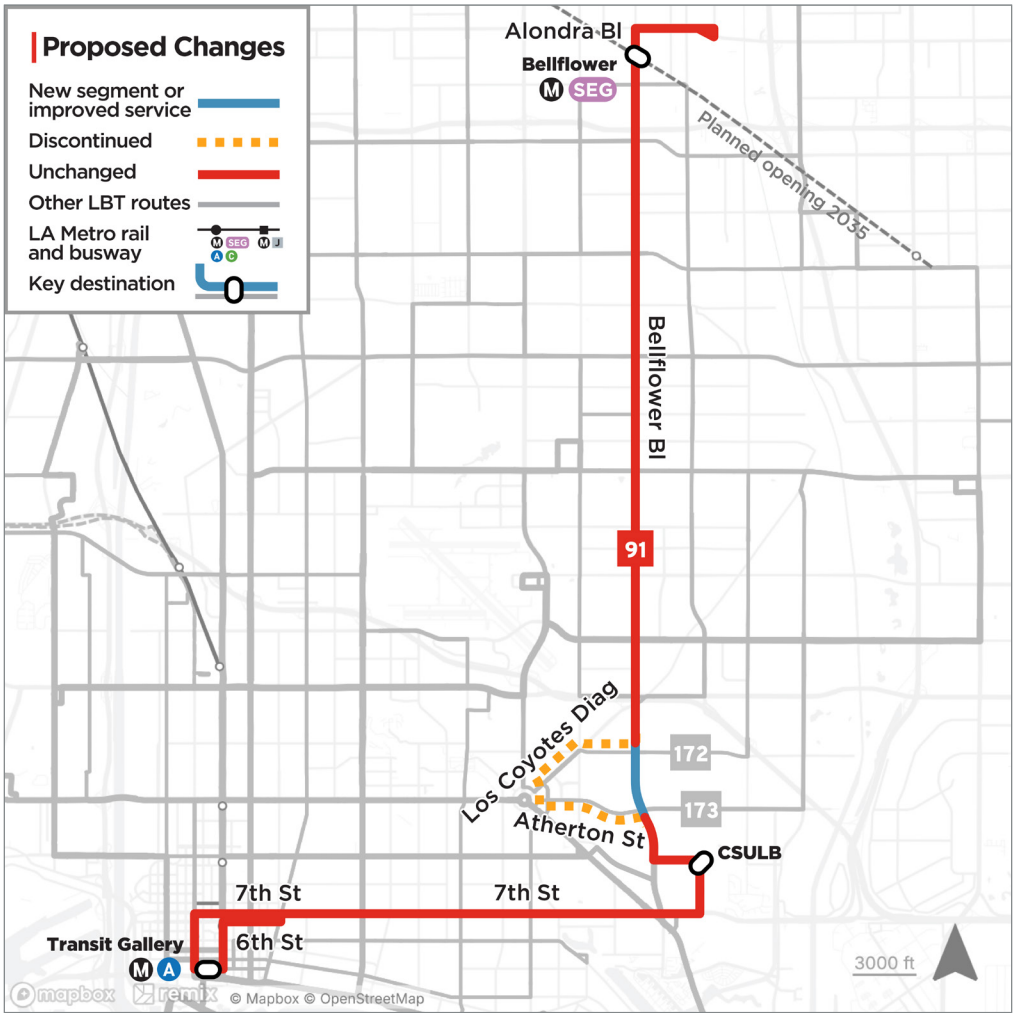

How is my route changing?

- Streamline service along Bellflower Bl by discontinuing service to the Traffic Circle. Customers traveling between CSULB and the Traffic Circle area can use the new Route 80.
- No changes proposed for weekend alignment.

¿Cómo está cambiando mi ruta?

- Simplificar el servicio por Bellflower Bl descontinuando el servicio al Traffic Circle. Los clientes que viajan entre CSULB y el área del Traffic Circle pueden usar la nueva Ruta 80.
- No se proponen cambios para el servicio de fin de semana.

When will the bus run? / ¿Cuándo circulará el autobús?

	EXISTING / ACTUAL		PROPOSED / PROPUESTO	
	FREQUENCY (MIN) / FRECUENCIA (MIN)	SERVICE HOURS / HORAS DE SERVICIO	FREQUENCY (MIN) / FRECUENCIA (MIN)	SERVICE HOURS / HORAS DE SERVICIO
Weekday / Entre Semana	36	5:00 AM - 11:27 PM	36	5:00 AM - 11:27 PM
Saturday / Sábado	40	5:35 AM - 10:55 PM	40	5:35 AM - 10:55 PM
Sunday / Domingo	40	5:35 AM - 10:55 PM	40	5:35 AM - 10:55 PM

Improvements / Mejoras

NEW DESTINATIONS SERVED / SERVICIO A NUEVOS DESTINOS	IMPROVED FREQUENCIES / FRECUENCIAS MEJORADAS	FASTER TRIP TIMES / VIAJES MÁS RÁPIDOS	IMPROVED REGIONAL CONNECTIONS / MEJORES CONEXIONES REGIONALES
✗	✗	✓	✗

Route 92 7th St/Woodruff

DRAFT

LONG BEACH TRANSIT

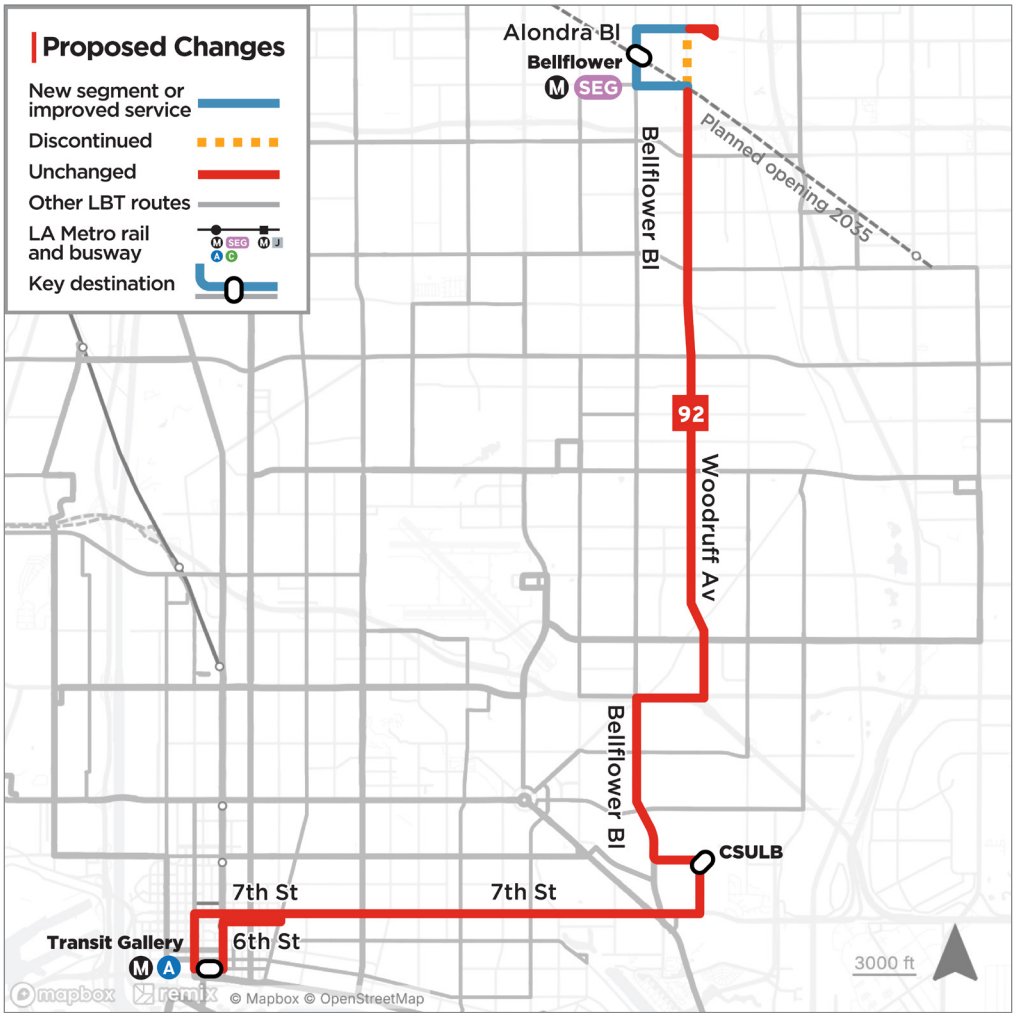

How is my route changing?

- Provide direct connection to the future Bellflower Station on Metro's Southeast Gateway Line by rerouting to travel on Bellflower Bl instead of Woodruff Av between Flower St and Alondra Bl.

¿Cómo está cambiando mi ruta?

- Ofrecer una conexión directa con la futura Estación Bellflower de la Línea Southeast Gateway de Metro mediante un cambio de ruta para circular por Bellflower Bl en lugar de Woodruff Av entre Flower St y Alondra Bl.

When will the bus run? / ¿Cuándo circulará el autobús?

	EXISTING / ACTUAL		PROPOSED / PROPUESTO	
	FREQUENCY (MIN) / FRECUENCIA (MIN)	SERVICE HOURS / HORAS DE SERVICIO	FREQUENCY (MIN) / FRECUENCIA (MIN)	SERVICE HOURS / HORAS DE SERVICIO
Weekday / Entre Semana	36	5:29 AM - 9:55 PM	36	5:29 AM - 9:55 PM
Saturday / Sábado	-	-	-	-
Sunday / Domingo	-	-	-	-

Improvements / Mejoras

NEW DESTINATIONS SERVED / SERVICIO A NUEVOS DESTINOS	IMPROVED FREQUENCIES / FRECUENCIAS MEJORADAS	FASTER TRIP TIMES / VIAJES MÁS RÁPIDOS	IMPROVED REGIONAL CONNECTIONS / MEJORES CONEXIONES REGIONALES
✓	✗	✗	✓

Route 93 7th St/Clark Ave

DRAFT

LONG BEACH TRANSIT

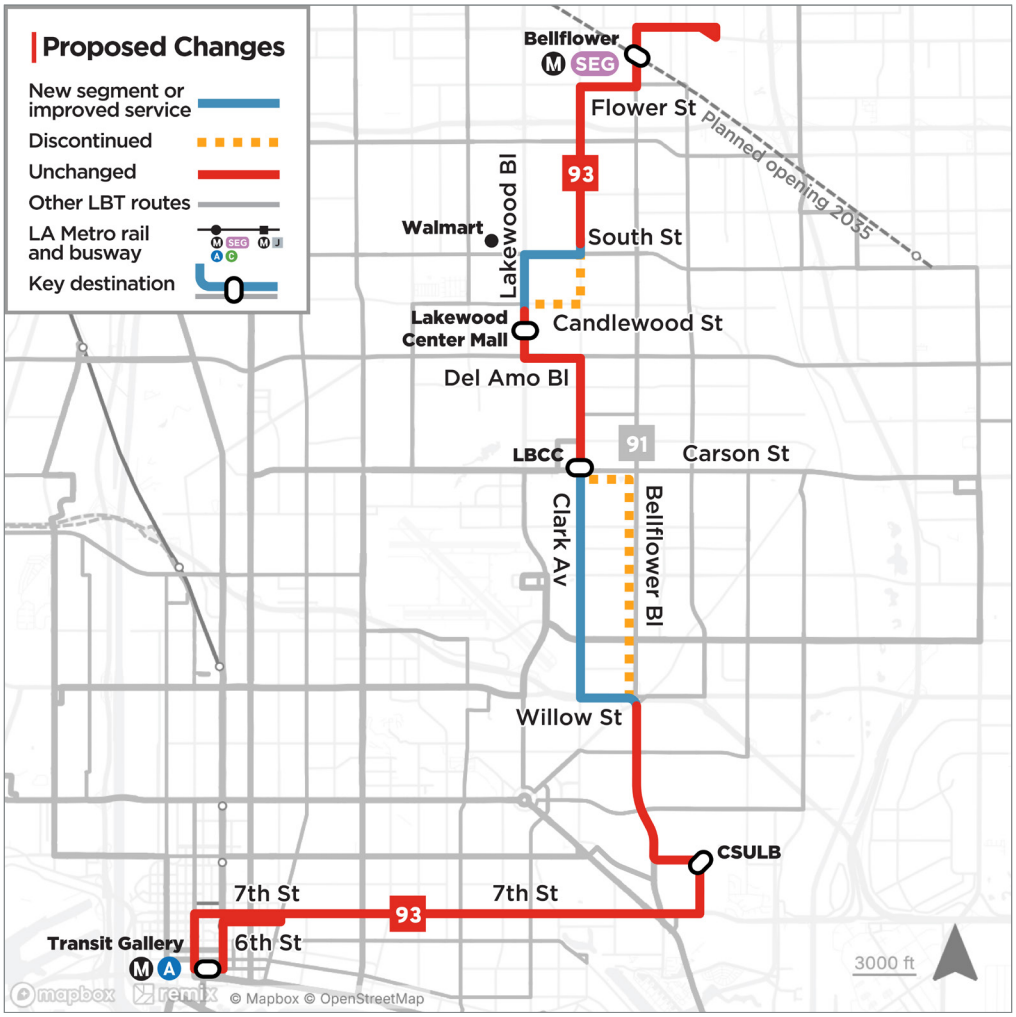

How is my route changing?

- Reroute to serve Clark Av between Willow St and Carson St. Covers discontinued portion of Route 112.
- Improve access to Walmart at South St and Downey Av by traveling on South St and Lakewood Bl instead of Candlewood St.

¿Cómo está cambiando mi ruta?

- Cambiar la ruta para dar servicio a Clark Av entre Willow St y Carson St. Cubre el tramo descontinuado de la Ruta 112.
- Mejorar el acceso a Walmart en South St y Downey Av al circular por South St y Lakewood Bl en lugar de Candlewood St.

When will the bus run? / ¿Cuándo circulará el autobús?

	EXISTING / ACTUAL		PROPOSED / PROPUESTO	
	FREQUENCY (MIN) / FRECUENCIA (MIN)	SERVICE HOURS / HORAS DE SERVICIO	FREQUENCY (MIN) / FRECUENCIA (MIN)	SERVICE HOURS / HORAS DE SERVICIO
Weekday / Entre Semana	36	5:14 AM - 11:25 PM	36	5:14 AM - 11:25 PM
Saturday / Sábado	-	-	-	-
Sunday / Domingo	-	-	-	-

Improvements / Mejoras

NEW DESTINATIONS SERVED / SERVICIO A NUEVOS DESTINOS	IMPROVED FREQUENCIES / FRECUENCIAS MEJORADAS	FASTER TRIP TIMES / VIAJES MÁS RÁPIDOS	IMPROVED REGIONAL CONNECTIONS / MEJORES CONEXIONES REGIONALES
✓	✓	✗	✗

Route 94 7th St / Bellflower at Sterns

DRAFT

LONG BEACH TRANSIT

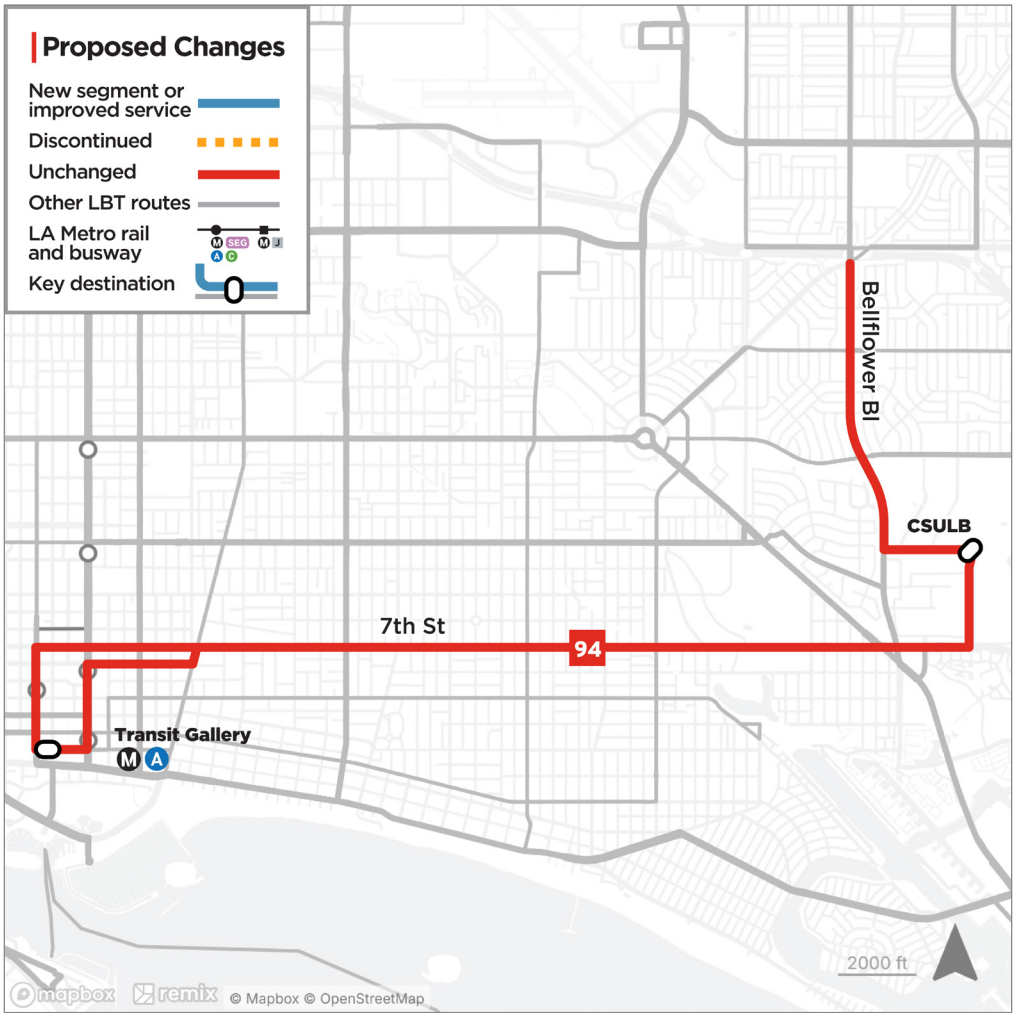

How is my route changing?

- No changes proposed for Route 94.

¿Cómo está cambiando mi ruta?

- No se proponen cambios para la Ruta 94.

When will the bus run? / ¿Cuándo circulará el autobús?

	EXISTING / ACTUAL		PROPOSED / PROPUESTO	
	FREQUENCY (MIN) / FRECUENCIA (MIN)	SERVICE HOURS / HORAS DE SERVICIO	FREQUENCY (MIN) / FRECUENCIA (MIN)	SERVICE HOURS / HORAS DE SERVICIO
Weekday / Entre Semana	3 Morning/7 Evening Trips	4:40 AM - 5:50 AM; 11:05 PM-1:03 AM	Evening	4:40 AM - 5:50 AM; 11:05 PM-1:03 AM
Saturday / Sábado	40	5:05 AM - 1:04 AM	40	5:05 AM - 1:04 AM
Sunday / Domingo	40	5:05 AM - 1:06 AM	40	5:05 AM - 1:06 AM

Route 101 Carson St

DRAFT

LONG BEACH TRANSIT

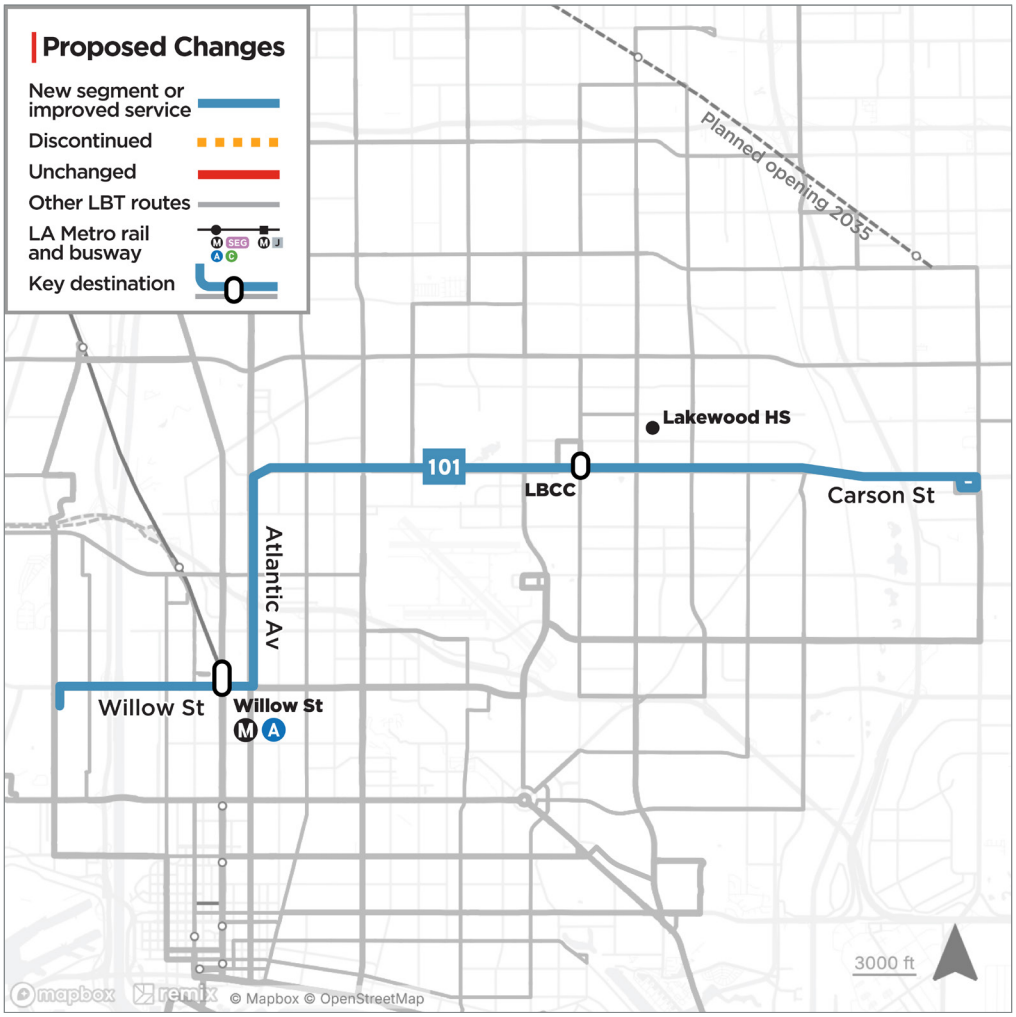

How is my route changing?

- Improve frequency from 40 to 30 minutes on weekdays. When combined with Route 103, this provides 15-minute service between Long Beach City College and Santa Fe Av/Willow St via Willow, Atlantic, and Carson.
- Continue Route 101 and Route 103 to provide improved frequency on weekdays between Long Beach City College and Santa Fe Av/Willow St via Willow, Atlantic, and Carson.

¿Cómo está cambiando mi ruta?

- Mejorar la frecuencia de 40 a 30 minutos entre semana. En combinación con la Ruta 103, esto proporcionará servicio cada 15 minutos entre Long Beach City College y Santa Fe Av/Willow St vía Willow, Atlantic y Carson.
- Continuar el servicio en las rutas 101 y 103, proporcionando mejor frecuencia entre semana entre Long Beach City College y Santa Fe Av/Willow St pasando por Willow, Atlantic y Carson.

When will the bus run? / ¿Cuándo circulará el autobús?

	EXISTING / ACTUAL		PROPOSED / PROPUESTO	
	FREQUENCY (MIN) / FRECUENCIA (MIN)	SERVICE HOURS / HORAS DE SERVICIO	FREQUENCY (MIN) / FRECUENCIA (MIN)	SERVICE HOURS / HORAS DE SERVICIO
Weekday / Entre Semana	40	5:07 AM - 10:50 PM	30	5:07 AM - 10:50 PM
Saturday / Sábado	60	5:40 AM - 8:55 PM	30	5:40 AM - 8:55 PM
Sunday / Domingo	60	5:40 AM - 8:50 PM	30	5:40 AM - 8:50 PM

Improvements / Mejoras

NEW DESTINATIONS SERVED / SERVICIO A NUEVOS DESTINOS	IMPROVED FREQUENCIES / FRECUENCIAS MEJORADAS	FASTER TRIP TIMES / VIAJES MÁS RÁPIDOS	IMPROVED REGIONAL CONNECTIONS / MEJORES CONEXIONES REGIONALES
✗	✓	✗	✗

Route 103 Spring St

DRAFT

LONG BEACH TRANSIT

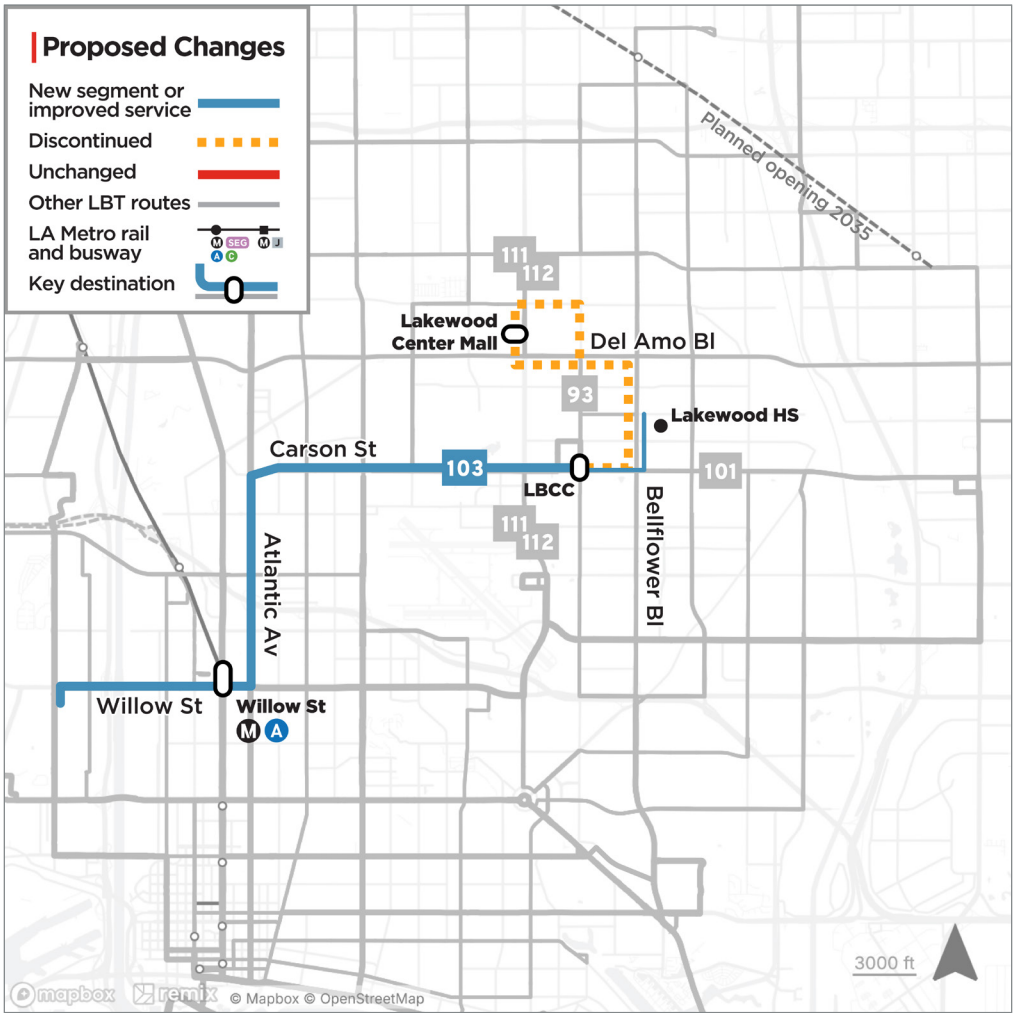

How is my route changing?

- Improve frequency from 40 to 30 minutes on weekdays. When combined with Route 101, this provides 15-minute service between Long Beach City College (LBCC) and Santa Fe Av/Willow St via Willow, Atlantic, and Carson.
- Service north of LBCC to Lakewood Center Mall will be discontinued.
- Maintain tripper service to Lakewood High School during school bell times, with two morning and two afternoon trips starting from Santa Fe/Willow.
- Weekend 103 service replaced by more frequent Route 101 that operates every 30 minutes, extending 30 minute service to Hawaiian Gardens.

¿Cómo está cambiando mi ruta?

- Mejorar la frecuencia de 40 a 30 minutos entre semana. En combinación con la Ruta 101, esto proporcionará servicio cada 15 minutos entre Long Beach City College (LBCC) y Santa Fe Av/Willow St vía Willow, Atlantic y Carson.
- Descontinuar el servicio al norte de LBCC hacia Lakewood Center Mall.
- Mantener el servicio a Lakewood High School durante el horario escolar, con dos viajes por la mañana y dos viajes por la tarde que comienzan en Santa Fe Av/Willow St.
- Reemplazar el servicio de fin de semana con la Ruta 101, más frecuente, que opera cada 30 minutos, extendiendo el servicio de 30 minutos hasta Hawaiian Gardens.

When will the bus run? / ¿Cuándo circulará el autobús?

	EXISTING / ACTUAL		PROPOSED / PROPUESTO	
	FREQUENCY (MIN) / FRECUENCIA (MIN)	SERVICE HOURS / HORAS DE SERVICIO	FREQUENCY (MIN) / FRECUENCIA (MIN)	SERVICE HOURS / HORAS DE SERVICIO
Weekday / Entre Semana	40	5:45 AM - 10:15 PM	30	5:45 AM - 10:15 PM
Saturday / Sábado	60	6:43 AM - 7:35 PM	-	-
Sunday / Domingo	60	6:46 AM - 7:35 PM	-	-

Improvements / Mejoras

NEW DESTINATIONS SERVED / SERVICIO A NUEVOS DESTINOS	IMPROVED FREQUENCIES / FRECUENCIAS MEJORADAS	FASTER TRIP TIMES / VIAJES MÁS RÁPIDOS	IMPROVED REGIONAL CONNECTIONS / MEJORES CONEXIONES REGIONALES
✗	✓	✗	✗

Route 104 Spring St via Airport

DRAFT

LONG BEACH TRANSIT

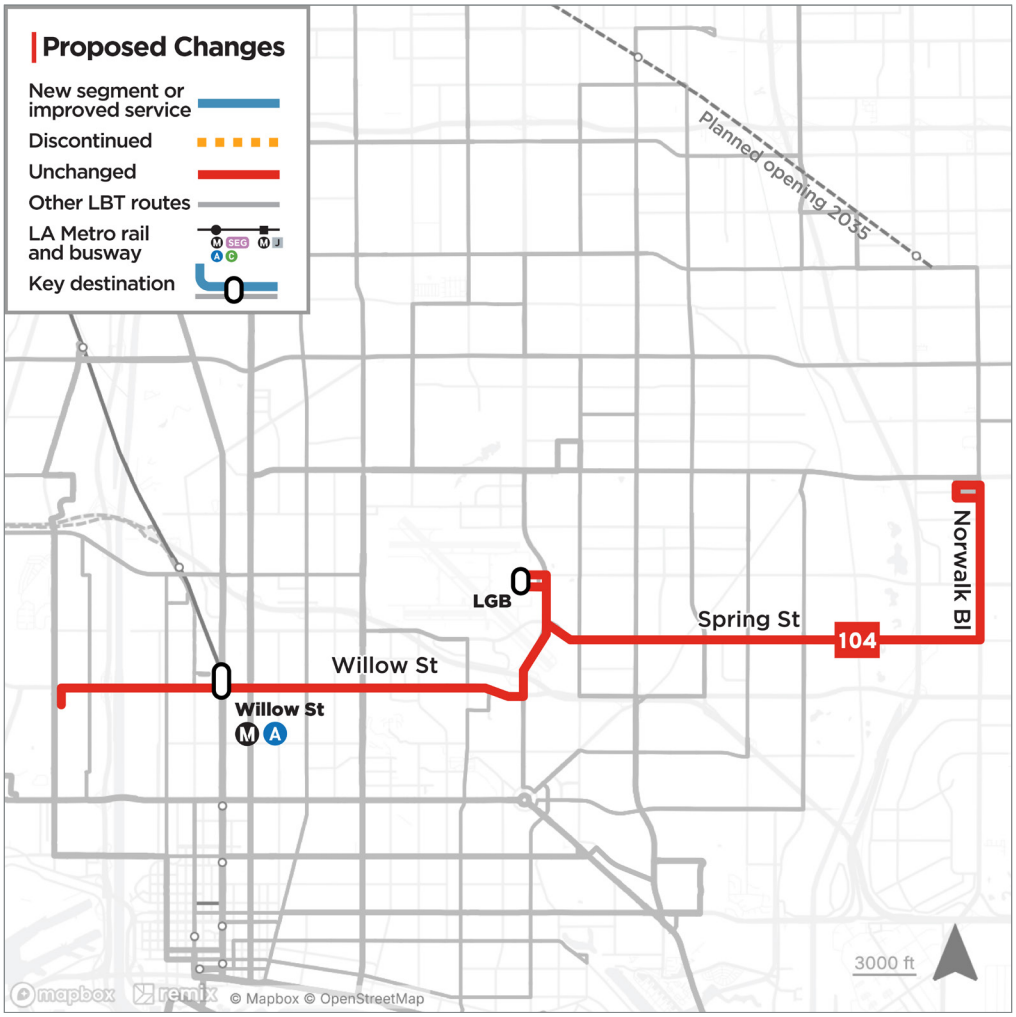

How is my route changing?

- No changes proposed for Route 104.

¿Cómo está cambiando mi ruta?

- No se proponen cambios para la Ruta 104.

When will the bus run? / ¿Cuándo circulará el autobús?

	EXISTING / ACTUAL		PROPOSED / PROPUESTO	
	FREQUENCY (MIN) / FRECUENCIA (MIN)	SERVICE HOURS / HORAS DE SERVICIO	FREQUENCY (MIN) / FRECUENCIA (MIN)	SERVICE HOURS / HORAS DE SERVICIO
Weekday / Entre Semana	30	5:10 AM - 9:01 PM	30	5:10 AM - 9:01 PM
Saturday / Sábado	60	6:19 AM - 7:45 PM	60	6:19 AM - 7:45 PM
Sunday / Domingo	60	6:21 AM - 7:45 PM	60	6:21 AM - 7:45 PM

Route 111 Broadway / Lakewood Blvd

DRAFT

LONG BEACH TRANSIT

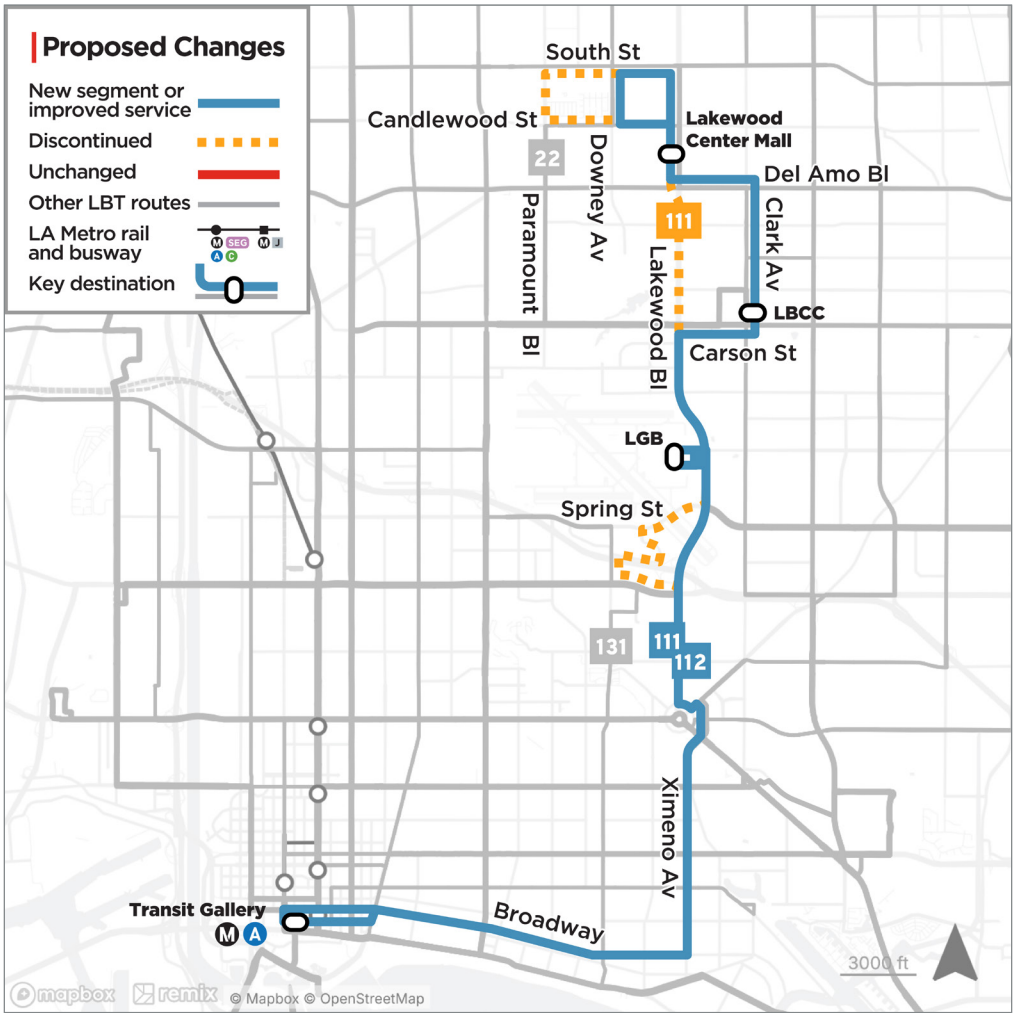

How is my route changing?

- Improve frequency from 60 to 30 minutes seven days a week by combining Routes 111 and 112 into a new Route 111 primarily serving Lakewood Bl.
- Reroute to Clark Av between Carson St and Del Amo Bl to maintain direct service between the Traffic Circle area and LBCC. This also provides a new direct connection between LBCC and Long Beach Airport.
- Discontinue service on Willow St, Redondo Av, Airport Wy, and Paramount Bl.

¿Cómo está cambiando mi ruta?

- Mejorar la frecuencia de 60 a 30 minutos los siete días de la semana al combinar las Rutas 111 y 112 en una nueva Ruta 111 que dará servicio principalmente a Lakewood Bl.
- Cambiar la ruta hacia Clark Av entre Carson St y Del Amo Bl para mantener el servicio directo entre el área de Traffic Circle y LBCC. Esto también ofrece una nueva conexión directa entre LBCC y el Aeropuerto de Long Beach.
- Descontinuar el servicio en Willow St, Redondo Av, Airport Wy y Paramount Bl.

When will the bus run? / ¿Cuándo circulará el autobús?

	EXISTING / ACTUAL		PROPOSED / PROPUESTO	
	FREQUENCY (MIN) / FRECUENCIA (MIN)	SERVICE HOURS / HORAS DE SERVICIO	FREQUENCY (MIN) / FRECUENCIA (MIN)	SERVICE HOURS / HORAS DE SERVICIO
Weekday / Entre Semana	60	5:05 AM - 10:56 PM	30	5:05 AM - 10:56 PM
Saturday / Sábado	60	5:15 AM - 10:57 PM	30	5:15 AM - 10:57 PM
Sunday / Domingo	60	5:15 AM - 10:55 PM	30	5:15 AM - 10:55 PM

Improvements / Mejoras

NEW DESTINATIONS SERVED / SERVICIO A NUEVOS DESTINOS	IMPROVED FREQUENCIES / FRECUENCIAS MEJORADAS	FASTER TRIP TIMES / VIAJES MÁS RÁPIDOS	IMPROVED REGIONAL CONNECTIONS / MEJORES CONEXIONES REGIONALES
✓	✓	✓	✗

Route 112 Broadway / Clark Ave

DRAFT

LONG BEACH TRANSIT

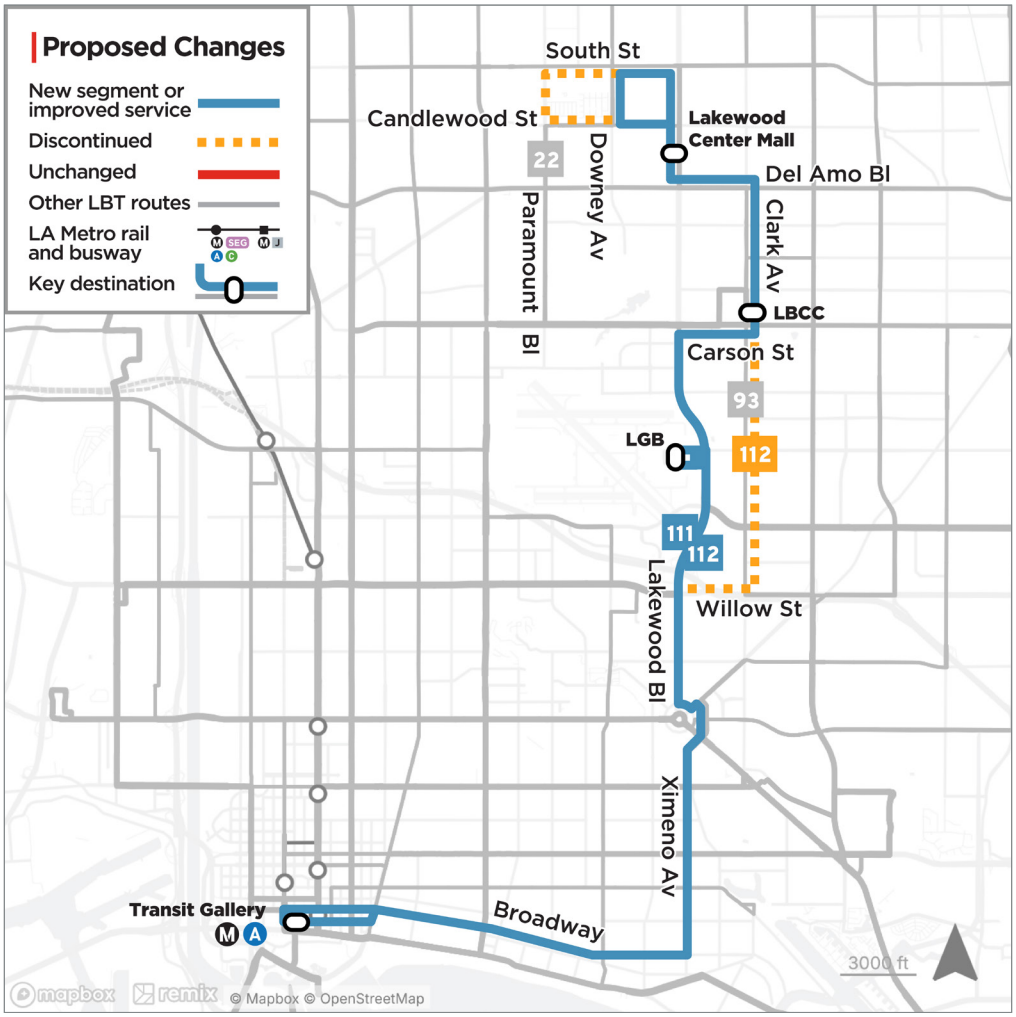

How is my route changing?

- Improve frequency from 60 to 30 minutes seven days a week by combining Routes 111 and 112 into a new Route 111 primarily serving Lakewood Bl.
- For service on Clark Av between Willow St and Carson St, please see Route 93.
- Weekday service will see an improvement from 60 to 36-minute service. Because Route 93 will still not operate on weekends, this segment will lose weekend service.

¿Cómo está cambiando mi ruta?

- Mejorar la frecuencia de 60 a 30 minutos los siete días de la semana combinando las rutas 111 y 112 y creando la nueva Ruta 111, que servirá principalmente Lakewood Bl.
- Para el servicio en Clark Av entre Willow St y Carson St, consulte la Ruta 93.
- La frecuencia del servicio entre semana mejorará de 60 a 36 minutos. Debido a que la Ruta 93 ya no operará los fines de semana, este segmento perderá el servicio de fin de semana.

When will the bus run? / ¿Cuándo circulará el autobús?

	EXISTING / ACTUAL		PROPOSED / PROPUESTO	
	FREQUENCY (MIN) / FRECUENCIA (MIN)	SERVICE HOURS / HORAS DE SERVICIO	FREQUENCY (MIN) / FRECUENCIA (MIN)	SERVICE HOURS / HORAS DE SERVICIO
Weekday / Entre Semana	60	6:05 AM - 10:25 PM	-	-
Saturday / Sábado	60	6:05 AM - 8:55 PM	-	-
Sunday / Domingo	60	6:05 AM - 8:53 PM	-	-

Route 121 Ocean Blvd - CSULB

DRAFT

LONG BEACH TRANSIT



How is my route changing?

- Shorten Route 121 to operate between Transit Gallery and CSULB.
- Realign service from Bixby Village Dr to PCH to shorten travel times along PCH.
- Customers traveling between CSULB and the Traffic Circle area would be served by new Route 80.
- Customers traveling to Alamitos Bay would be served by a later evening extension of Route 131.
- Customers traveling to Catalina Landing have alternative service available on Ocean Blvd between Golden Ave and Pacific Ave via LADOT Route 142 or free City of Long Beach Circuit Service during select hours Thursday-Sunday.

¿Cómo está cambiando mi ruta?

- Acortar la Ruta 121 para operar entre Transit Gallery y CSULB.
- Realinear el servicio de Bixby Village Dr a PCH para reducir los tiempos de viaje a lo largo de PCH.
- Los clientes que viajen entre CSULB y el área de Traffic Circle serían atendidos por la nueva Ruta 80.
- Los clientes que viajen a Alamitos Bay serían atendidos por una extensión nocturna posterior de la Ruta 131.
- Los clientes que viajen a Catalina Landing tienen servicio alternativo disponible en Ocean Blvd entre Golden Ave y Pacific Ave a través de la Ruta 142 de LADOT o el servicio gratuito Circuit de la Ciudad de Long Beach durante ciertas horas de jueves a domingo.

When will the bus run? / ¿Cuándo circulará el autobús?

	EXISTING / ACTUAL		PROPOSED / PROPUESTO	
	FREQUENCY (MIN) / FRECUENCIA (MIN)	SERVICE HOURS / HORAS DE SERVICIO	FREQUENCY (MIN) / FRECUENCIA (MIN)	SERVICE HOURS / HORAS DE SERVICIO
Weekday / Entre Semana	20	5:04 AM - 11:49 PM	20	5:04 AM - 11:49 PM
Saturday / Sábado	30	5:05 AM - 11:50 PM	30	5:05 AM - 11:50 PM
Sunday / Domingo	30	5:05 AM - 11:49 PM	30	5:05 AM - 11:49 PM

Improvements / Mejoras

NEW DESTINATIONS SERVED / SERVICIO A NUEVOS DESTINOS	IMPROVED FREQUENCIES / FRECUENCIAS MEJORADAS	FASTER TRIP TIMES / VIAJES MÁS RÁPIDOS	IMPROVED REGIONAL CONNECTIONS / MEJORES CONEXIONES REGIONALES
✗	✗	✓	✗

Route 131 Redondo Ave

DRAFT

LONG BEACH TRANSIT



How is my route changing?

- Extend evening service on Route 131 so that the last trip departs after 9 pm, seven days a week.
- Reroute to Grand Av between E Willow St and E Burnett St to provide more direct service to destinations such as Ability First, Long Beach DMV, Reid High School, Long Beach Department of Health and Human Services, and North-West College-Long Beach.

¿Cómo está cambiando mi ruta?

- Extender el servicio nocturno de la Ruta 131 para que el último viaje salga después de las 9 p.m., los siete días de la semana.
- Cambiar la ruta hacia Grand Av entre E Willow St y E Burnett St para ofrecer un servicio más directo a destinos como Ability First, el DMV de Long Beach, Reid High School, el Departamento de Salud y Servicios Humanos de Long Beach y North-West College-Long Beach.

When will the bus run? / ¿Cuándo circulará el autobús?

	EXISTING / ACTUAL		PROPOSED / PROPUESTO	
	FREQUENCY (MIN) / FRECUENCIA (MIN)	SERVICE HOURS / HORAS DE SERVICIO	FREQUENCY (MIN) / FRECUENCIA (MIN)	SERVICE HOURS / HORAS DE SERVICIO
Weekday / Entre Semana	30	5:35 AM - 9:00 PM	30	5:40 AM - 9:40 PM
Saturday / Sábado	40	6:50 AM - 8:41 PM	40	6:50 AM - 9:40 PM
Sunday / Domingo	40	6:50 AM - 8:40 PM	40	7:00 AM - 9:40 PM

Improvements / Mejoras

NEW DESTINATIONS SERVED / SERVICIO A NUEVOS DESTINOS	IMPROVED FREQUENCIES / FRECUENCIAS MEJORADAS	FASTER TRIP TIMES / VIAJES MÁS RÁPIDOS	IMPROVED REGIONAL CONNECTIONS / MEJORES CONEXIONES REGIONALES
✓	✗	✗	✗

Route 141 Artesia Blvd

DRAFT

LONG BEACH TRANSIT

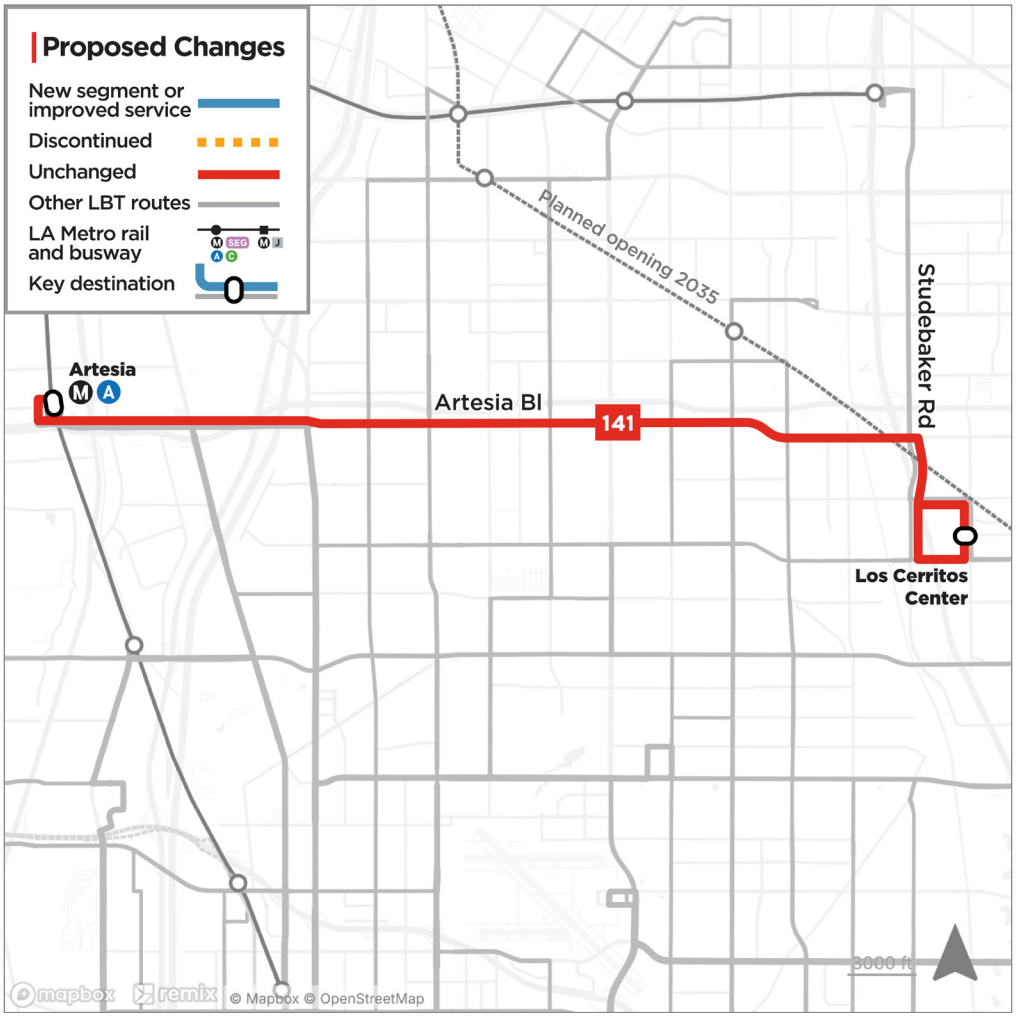

How is my route changing?

- No changes proposed for Route 141.

¿Cómo está cambiando mi ruta?

- No se proponen cambios para la Ruta 141.

When will the bus run? / ¿Cuándo circulará el autobús?

	EXISTING / ACTUAL		PROPOSED / PROPUESTO	
	FREQUENCY (MIN) / FRECUENCIA (MIN)	SERVICE HOURS / HORAS DE SERVICIO	FREQUENCY (MIN) / FRECUENCIA (MIN)	SERVICE HOURS / HORAS DE SERVICIO
Weekday / Entre Semana	30	4:40 AM - 11:00 PM	30	4:40 AM - 11:00 PM
Saturday / Sábado	30	4:51 AM - 10:31 PM	30	4:51 AM - 10:31 PM
Sunday / Domingo	30	4:55 AM - 10:30 PM	30	4:55 AM - 10:30 PM

Route 151 4th St

DRAFT

LONG BEACH TRANSIT

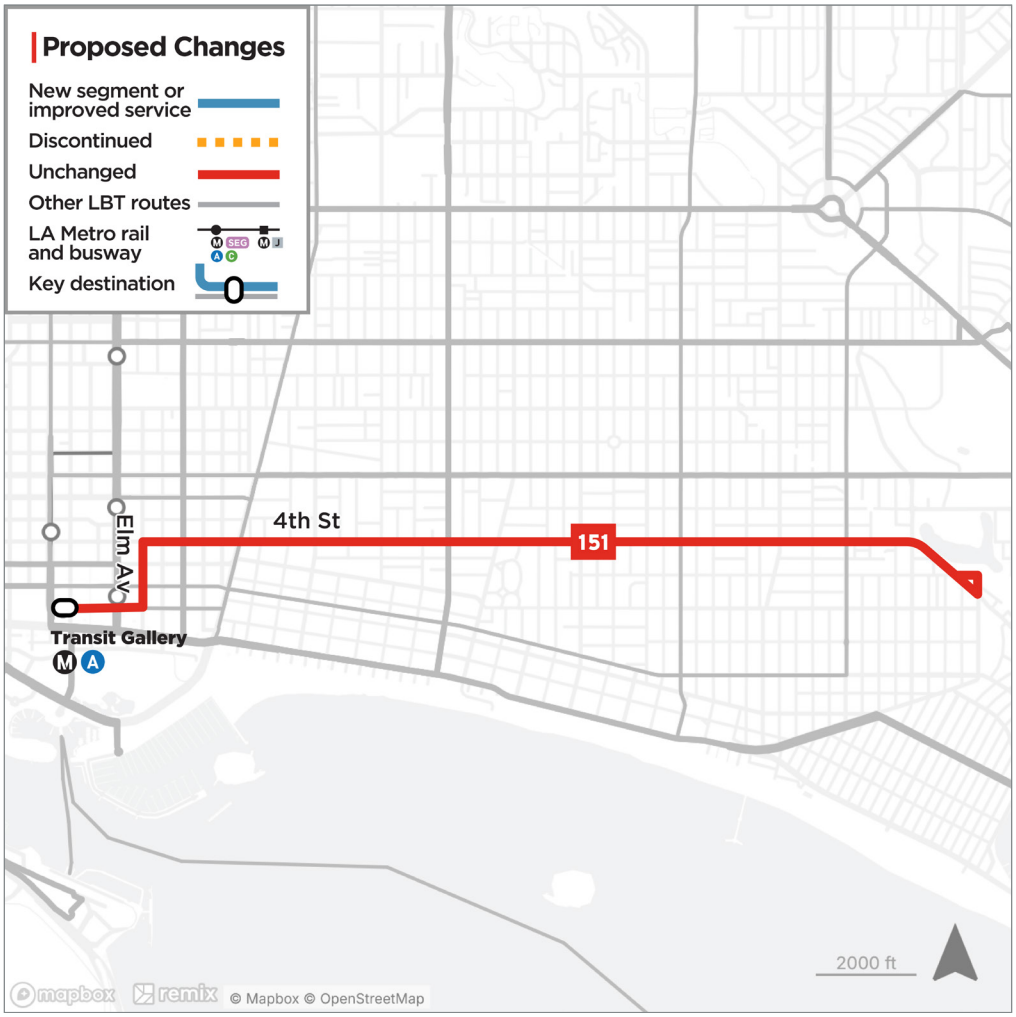

How is my route changing?

- No changes proposed for Route 151.

¿Cómo está cambiando mi ruta?

- No se proponen cambios para la Ruta 151.

When will the bus run? / ¿Cuándo circulará el autobús?

	EXISTING / ACTUAL		PROPOSED / PROPUESTO	
	FREQUENCY (MIN) / FRECUENCIA (MIN)	SERVICE HOURS / HORAS DE SERVICIO	FREQUENCY (MIN) / FRECUENCIA (MIN)	SERVICE HOURS / HORAS DE SERVICIO
Weekday / Entre Semana	30	6:15 AM - 9:31 PM	30	6:15 AM - 9:31 PM
Saturday / Sábado	30	6:15 AM - 9:33 PM	30	6:15 AM - 9:33 PM
Sunday / Domingo	30	6:15 AM - 9:32 PM	30	6:15 AM - 9:32 PM

Route 171 PCH / Seal Beach

DRAFT

LONG BEACH TRANSIT



How is my route changing?

- Provide more direct service between PCH and CSULB by keeping Route 171 on PCH south of Anaheim St.

¿Cómo está cambiando mi ruta?

- Proporcionar servicio más directo entre el PCH y CSULB manteniendo la Ruta 171 en el PCH al sur de Anaheim St.

When will the bus run? / ¿Cuándo circulará el autobús?

	EXISTING / ACTUAL		PROPOSED / PROPUESTO	
	FREQUENCY (MIN) / FRECUENCIA (MIN)	SERVICE HOURS / HORAS DE SERVICIO	FREQUENCY (MIN) / FRECUENCIA (MIN)	SERVICE HOURS / HORAS DE SERVICIO
Weekday / Entre Semana	20	4:38 AM - 11:11 PM	20	4:38 AM - 11:11 PM
Saturday / Sábado	45	6:58 AM - 11:10 PM	45	6:58 AM - 11:10 PM
Sunday / Domingo	45	7:00 AM - 11:10 PM	45	7:00 AM - 11:10 PM

Improvements / Mejoras

NEW DESTINATIONS SERVED / SERVICIO A NUEVOS DESTINOS	IMPROVED FREQUENCIES / FRECUENCIAS MEJORADAS	FASTER TRIP TIMES / VIAJES MÁS RÁPIDOS	IMPROVED REGIONAL CONNECTIONS / MEJORES CONEXIONES REGIONALES
✗	✗	✓	✗

Route 175 PCH / CSULB

DRAFT

LONG BEACH TRANSIT

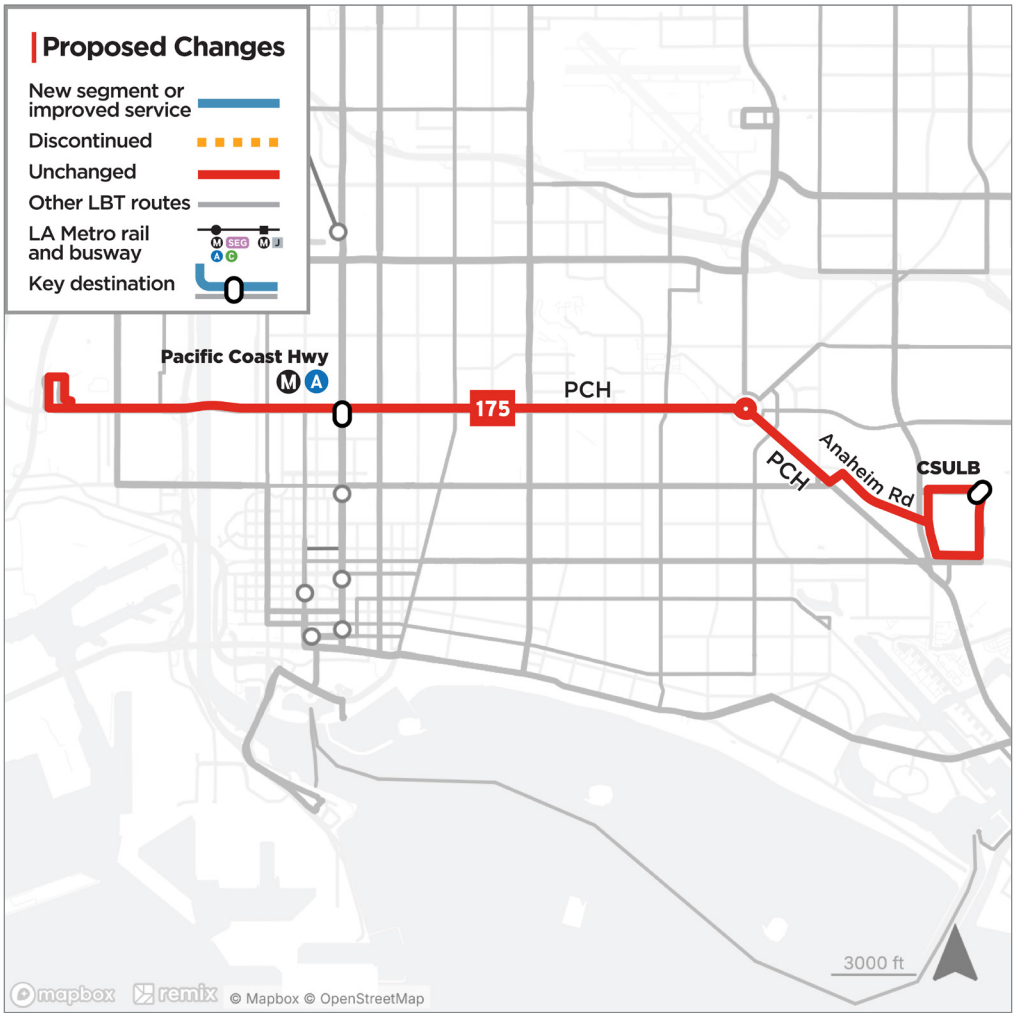

How is my route changing?

- Provide more direct service between PCH and CSULB by keeping Route 175 on PCH south of Anaheim St.

¿Cómo está cambiando mi ruta?

- Proporcionar servicio más directo entre el PCH y CSULB manteniendo la Ruta 171 en el PCH al sur de Anaheim St.

When will the bus run? / ¿Cuándo circulará el autobús?

	EXISTING / ACTUAL		PROPOSED / PROPUESTO	
	FREQUENCY (MIN) / FRECUENCIA (MIN)	SERVICE HOURS / HORAS DE SERVICIO	FREQUENCY (MIN) / FRECUENCIA (MIN)	SERVICE HOURS / HORAS DE SERVICIO
Weekday / Entre Semana	20/40	6:10 AM - 3:50 PM	20/40	6:10 AM - 3:50 PM
Saturday / Sábado	-	-	-	-
Sunday / Domingo	-	-	-	-

Improvements / Mejoras

NEW DESTINATIONS SERVED / SERVICIO A NUEVOS DESTINOS	IMPROVED FREQUENCIES / FRECUENCIAS MEJORADAS	FASTER TRIP TIMES / VIAJES MÁS RÁPIDOS	IMPROVED REGIONAL CONNECTIONS / MEJORES CONEXIONES REGIONALES
✗	✗	✓	✗

Route 172 PCH / Palo Verde

DRAFT

LONG BEACH TRANSIT

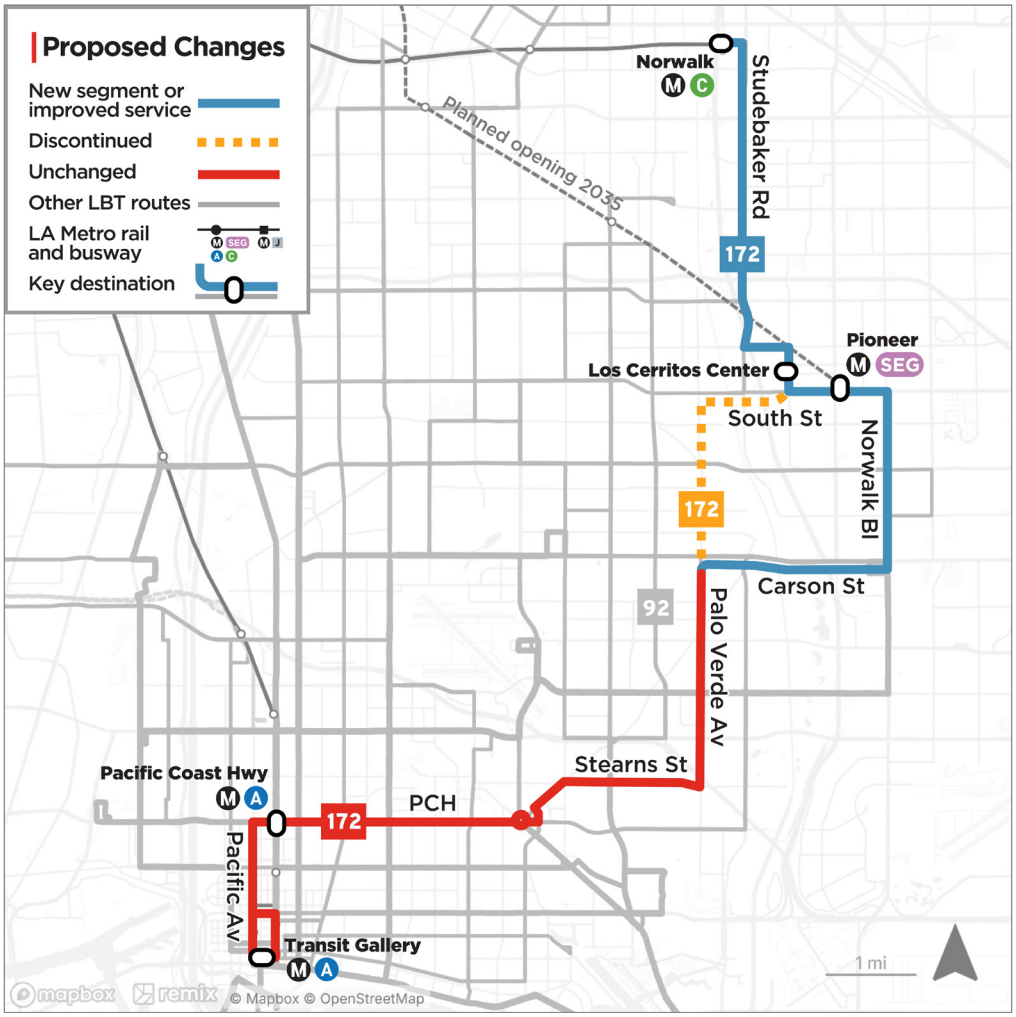

How is my route changing?

- Improve service by combining Route 172 with Route 173 north of Carson St. with buses arriving every 15 minutes between Hawaiian Gardens and Norwalk Station.
- More frequent service provides better connections to OCTA Route 30, Route 38, and Route 42.
- Discontinue Route 172 service on Palo Verde Av north of Carson St and on South St west of Studebaker Rd.

¿Cómo está cambiando mi ruta?

- Mejorar el servicio combinando las rutas 172 y 173 al norte de Carson St, con autobuses cada 15 minutos entre Hawaiian Gardens y Norwalk Station.
- El servicio más frecuente proporcionará conexiones con las rutas 30, 38 y 42 de OCTA.
- Descontinuar el servicio de la Ruta 172 en Palo Verde Av al norte de Carson St y en South St al oeste de Studebaker Rd.

When will the bus run? / ¿Cuándo circulará el autobús?

	EXISTING / ACTUAL		PROPOSED / PROPUESTO	
	FREQUENCY (MIN) / FRECUENCIA (MIN)	SERVICE HOURS / HORAS DE SERVICIO	FREQUENCY (MIN) / FRECUENCIA (MIN)	SERVICE HOURS / HORAS DE SERVICIO
Weekday / Entre Semana	30	4:59 AM - 10:25 PM	30	4:59 AM - 10:25 PM
Saturday / Sábado	45	6:05 AM - 9:25 PM	45	6:05 AM - 9:25 PM
Sunday / Domingo	45	6:05 AM - 9:25 PM	45	6:05 AM - 9:25 PM

Improvements / Mejoras

NEW DESTINATIONS SERVED / SERVICIO A NUEVOS DESTINOS	IMPROVED FREQUENCIES / FRECUENCIAS MEJORADAS	FASTER TRIP TIMES / VIAJES MÁS RÁPIDOS	IMPROVED REGIONAL CONNECTIONS / MEJORES CONEXIONES REGIONALES
✓	✓	✗	✓

Route 173 PCH / Studebaker

DRAFT

LONG BEACH TRANSIT

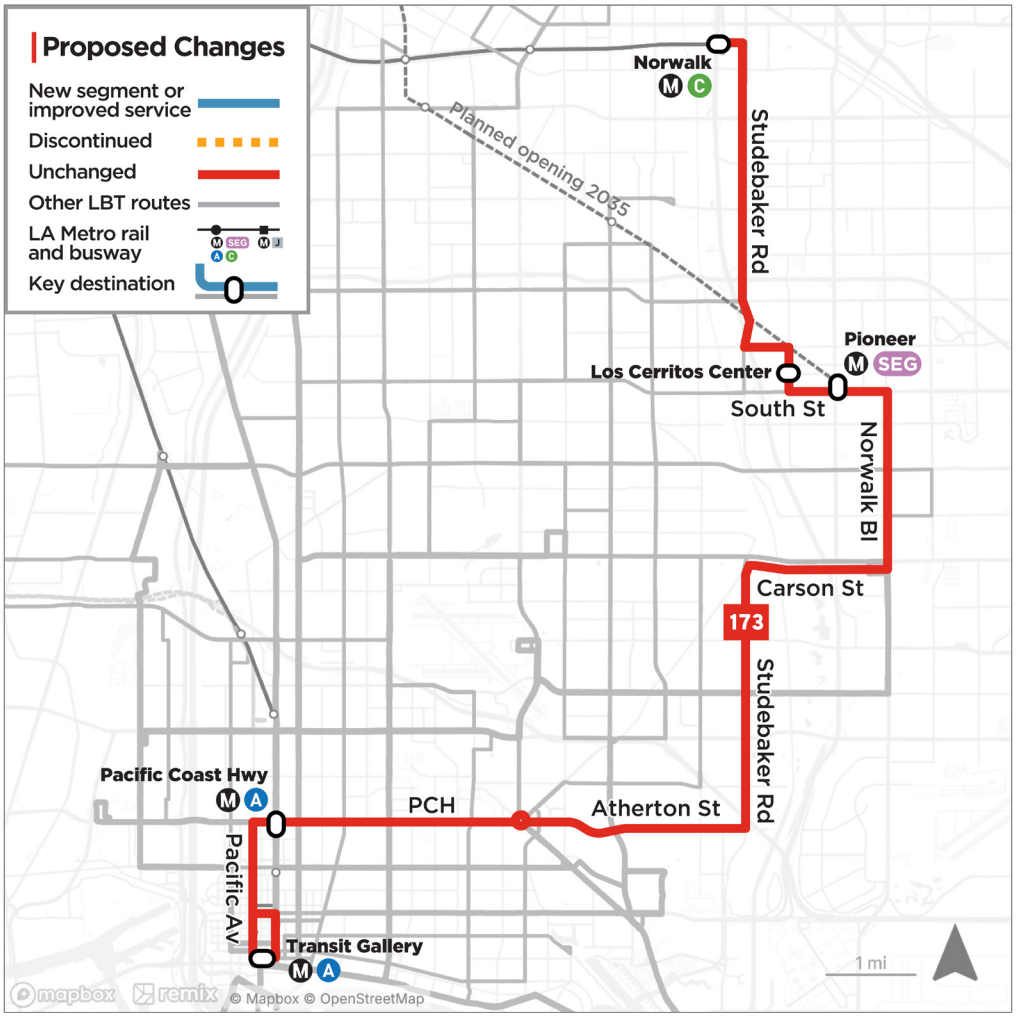

How is my route changing?

- No changes proposed for Route 173.

¿Cómo está cambiando mi ruta?

- No se proponen cambios para la Ruta 173.

When will the bus run? / ¿Cuándo circulará el autobús?

	EXISTING / ACTUAL		PROPOSED / PROPUESTO	
	FREQUENCY (MIN) / FRECUENCIA (MIN)	SERVICE HOURS / HORAS DE SERVICIO	FREQUENCY (MIN) / FRECUENCIA (MIN)	SERVICE HOURS / HORAS DE SERVICIO
Weekday / Entre Semana	30	5:00 AM - 12:25 AM	30	5:00 AM - 12:25 AM
Saturday / Sábado	45	5:05 AM - 12:25 AM	45	5:05 AM - 12:25 AM
Sunday / Domingo	45	5:05 AM - 12:26 AM	45	5:05 AM - 12:26 AM

Route 174 PCH / Ximeno

DRAFT

LONG BEACH TRANSIT

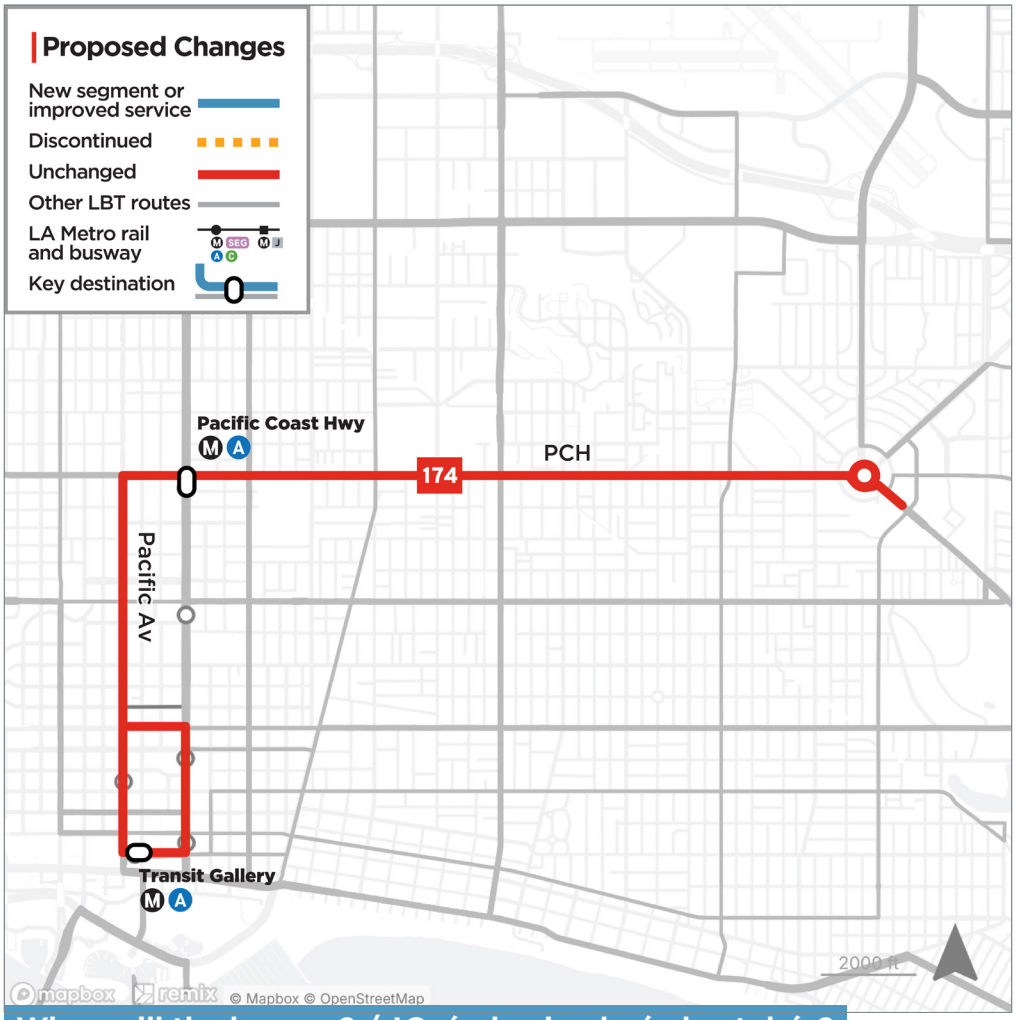

How is my route changing?

- No changes proposed for Route 174.

¿Cómo está cambiando mi ruta?

- No se proponen cambios para la Ruta 174.

When will the bus run? / ¿Cuándo circulará el autobús?

	EXISTING / ACTUAL		PROPOSED / PROPUESTO	
	FREQUENCY (MIN) / FRECUENCIA (MIN)	SERVICE HOURS / HORAS DE SERVICIO	FREQUENCY (MIN) / FRECUENCIA (MIN)	SERVICE HOURS / HORAS DE SERVICIO
Weekday / Entre Semana	1 Morning Trip/ 6 Evening Trips	4:57 AM - 5:20 AM; 10:05 PM - 12:56 AM	1 Morning Trip/ 6 Evening Trips	4:57 AM - 5:20 AM; 10:05 PM - 12:56 AM
Saturday / Sábado	4 Morning Trips/ 6 Evening Trips	5:00 AM - 6:55 AM; 9:05 PM - 12:57 AM	4 Morning Trips/ 6 Evening Trips	5:00 AM - 6:55 AM; 9:05 PM - 12:57 AM
Sunday / Domingo	4 Morning Trips/ 6 Evening Trips	5:00 AM - 6:55 AM; 9:05 PM - 12:55 AM	4 Morning Trips/ 6 Evening Trips	5:00 AM - 6:55 AM; 9:05 PM - 12:55 AM

Route 181 Magnolia Ave

DRAFT

LONG BEACH TRANSIT



How is my route changing?

- Improve frequency from 60 to 30 minutes seven days a week by combining Route 181 and Route 182 onto Magnolia Av.
- Streamline 181 by no longer serving Golden Av.

¿Cómo está cambiando mi ruta?

- Mejorar la frecuencia de 60 a 30 minutos los siete días de la semana al combinar la Ruta 181 y la Ruta 182 en Magnolia Av.
- Simplificar la Ruta 181 al dejar de dar servicio a Golden Av.

When will the bus run? / ¿Cuándo circulará el autobús?

	EXISTING / ACTUAL		PROPOSED / PROPUESTO	
	FREQUENCY (MIN) / FRECUENCIA (MIN)	SERVICE HOURS / HORAS DE SERVICIO	FREQUENCY (MIN) / FRECUENCIA (MIN)	SERVICE HOURS / HORAS DE SERVICIO
Weekday / Entre Semana	60	5:52 AM - 9:00 PM	30	5:52 AM - 9:00 PM
Saturday / Sábado	60	6:00 AM - 8:54 PM	30	6:00 AM - 8:54 PM
Sunday / Domingo	60	6:00 AM - 8:54 PM	30	6:00 AM - 8:54 PM

Improvements / Mejoras

NEW DESTINATIONS SERVED / SERVICIO A NUEVOS DESTINOS	IMPROVED FREQUENCIES / FRECUENCIAS MEJORADAS	FASTER TRIP TIMES / VIAJES MÁS RÁPIDOS	IMPROVED REGIONAL CONNECTIONS / MEJORES CONEXIONES REGIONALES
✗	✓	✓	✗

Route 182 Pacific Ave

DRAFT

LONG BEACH TRANSIT

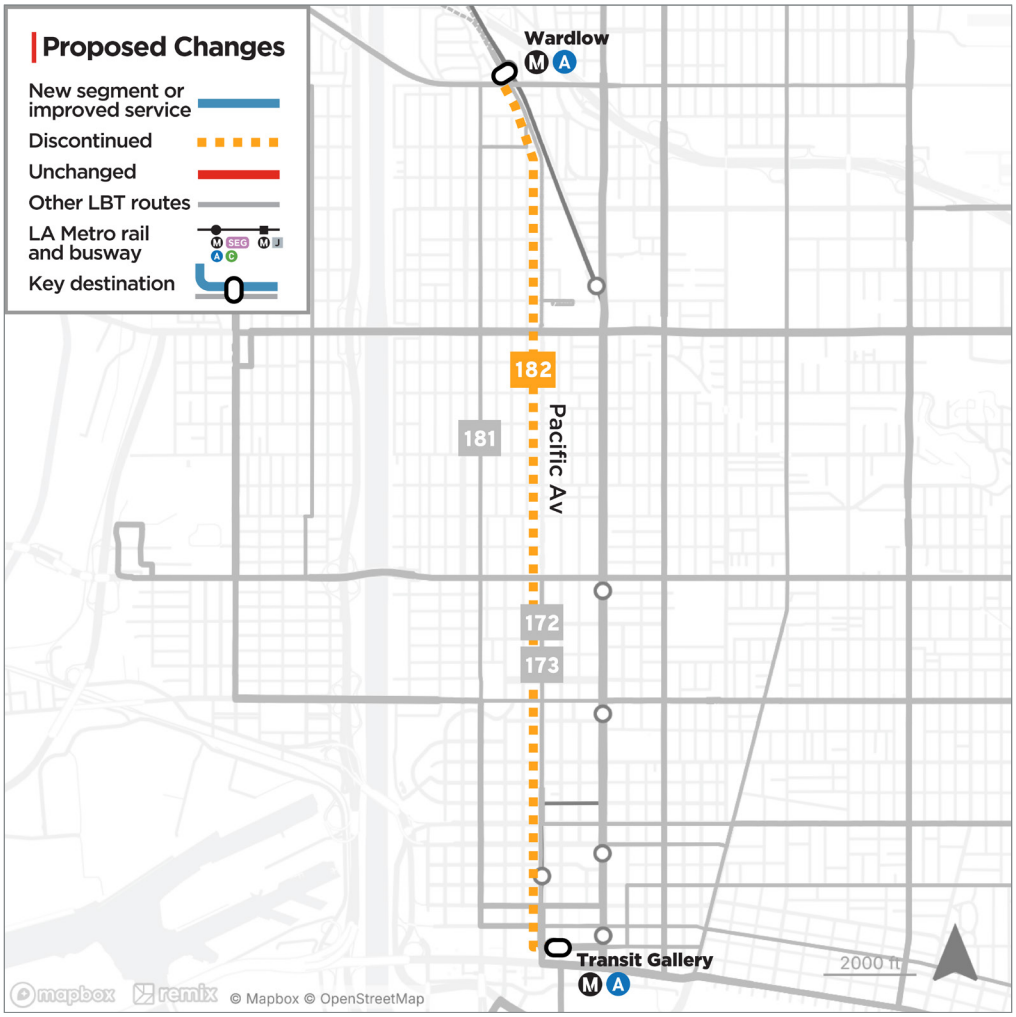

How is my route changing?

- Improve frequency from 60 to 30 minutes seven days a week by combining Route 181 and Route 182 onto Magnolia Av.

¿Cómo está cambiando mi ruta?

- Mejorar la frecuencia de 60 a 30 minutos los siete días de la semana al combinar la Ruta 181 y la Ruta 182 en Magnolia Av.

When will the bus run? / ¿Cuándo circulará el autobús?

	EXISTING / ACTUAL		PROPOSED / PROPUESTO	
	FREQUENCY (MIN) / FRECUENCIA (MIN)	SERVICE HOURS / HORAS DE SERVICIO	FREQUENCY (MIN) / FRECUENCIA (MIN)	SERVICE HOURS / HORAS DE SERVICIO
Weekday / Entre Semana	60	6:10 AM - 8:30 PM	-	-
Saturday / Sábado	60	6:00 AM - 8:18 PM	-	-
Sunday / Domingo	60	6:00 AM - 8:18 PM	-	-

Route 191 Santa Fe Ave / Del Amo Blvd

DRAFT

LONG BEACH TRANSIT



How is my route changing?

- Improve frequency to every 15 minutes on Via Oro by discontinuing service on McHelen Av. This allows all trips to follow the same pattern, and the Department of Social Services will have 15-minute service.
- Reroute eastern turnaround to provide bi-directional service on Del Amo Bl between Norwalk Bl and Studebaker Rd.

¿Cómo está cambiando mi ruta?

- Mejorar la frecuencia a cada 15 minutos en Via Oro al descontinuar el servicio en McHelen Av. Esto permite que todos los viajes sigan el mismo recorrido, y el Departamento de Servicios Sociales contará con servicio cada 15 minutos.
- Cambiar la vuelta de retorno del extremo este para ofrecer servicio en ambas direcciones en Del Amo Bl entre Norwalk Bl y Studebaker Rd.

When will the bus run? / ¿Cuándo circulará el autobús?

	EXISTING / ACTUAL		PROPOSED / PROPUESTO	
	FREQUENCY (MIN) / FRECUENCIA (MIN)	SERVICE HOURS / HORAS DE SERVICIO	FREQUENCY (MIN) / FRECUENCIA (MIN)	SERVICE HOURS / HORAS DE SERVICIO
Weekday / Entre Semana	30	5:00 AM - 12:15 AM	30	5:00 AM - 12:15 AM
Saturday / Sábado	40	5:08 AM - 12:21 AM	40	5:08 AM - 12:21 AM
Sunday / Domingo	40	5:08 AM - 12:21 AM	40	5:08 AM - 12:21 AM

Improvements / Mejoras

NEW DESTINATIONS SERVED / SERVICIO A NUEVOS DESTINOS	IMPROVED FREQUENCIES / FRECUENCIAS MEJORADAS	FASTER TRIP TIMES / VIAJES MÁS RÁPIDOS	IMPROVED REGIONAL CONNECTIONS / MEJORES CONEXIONES REGIONALES
✓	✗	✗	✓

Route 192 Santa Fe Ave / South St

DRAFT

LONG BEACH TRANSIT



How is my route changing?

- No changes proposed for Route 192.

¿Cómo está cambiando mi ruta?

- No se proponen cambios para la Ruta 192.

When will the bus run? / ¿Cuándo circulará el autobús?

	EXISTING / ACTUAL		PROPOSED / PROPUESTO	
	FREQUENCY (MIN) / FRECUENCIA (MIN)	SERVICE HOURS / HORAS DE SERVICIO	FREQUENCY (MIN) / FRECUENCIA (MIN)	SERVICE HOURS / HORAS DE SERVICIO
Weekday / Entre Semana	30	4:50 AM - 11:21 PM	30	4:50 AM - 11:21 PM
Saturday / Sábado	40	5:05 AM - 11:55 PM	40	5:05 AM - 11:55 PM
Sunday / Domingo	40	5:05 AM - 11:55 PM	40	5:05 AM - 11:55 PM

Route 405 UCLA Westwood Express

DRAFT

LONG BEACH TRANSIT

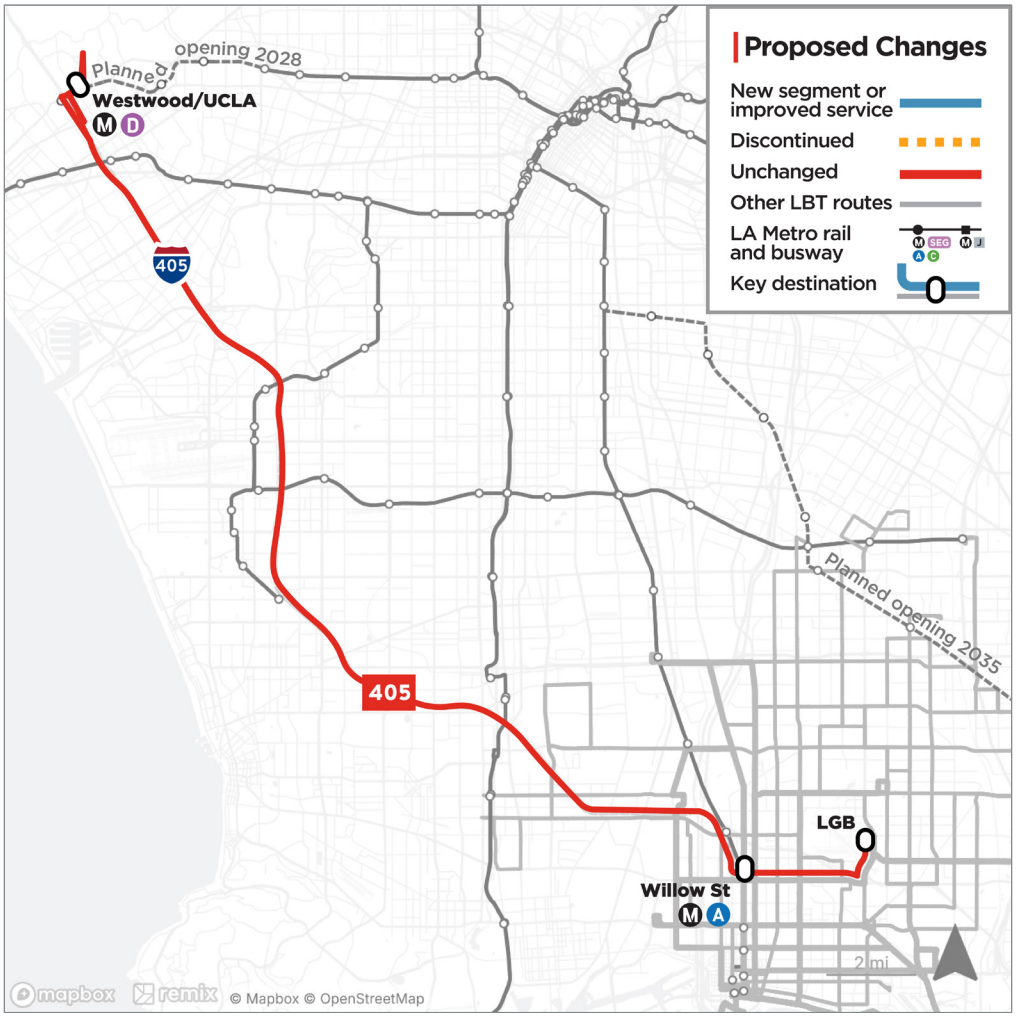

How is my route changing?

- No changes proposed for Route 405.

¿Cómo está cambiando mi ruta?

- No se proponen cambios para la Ruta 405.

When will the bus run? / ¿Cuándo circulará el autobús?

	EXISTING / ACTUAL		PROPOSED / PROPUESTO	
	FREQUENCY (MIN) / FRECUENCIA (MIN)	SERVICE HOURS / HORAS DE SERVICIO	FREQUENCY (MIN) / FRECUENCIA (MIN)	SERVICE HOURS / HORAS DE SERVICIO
Weekday / Entre Semana	3 Trips	5:17 AM - 7:20 PM	3 Trips	5:17 AM - 7:20 PM
Saturday / Sábado	-	-	-	-
Sunday / Domingo	-	-	-	-

Passport Downtown/Queen Mary

DRAFT

LONG BEACH TRANSIT

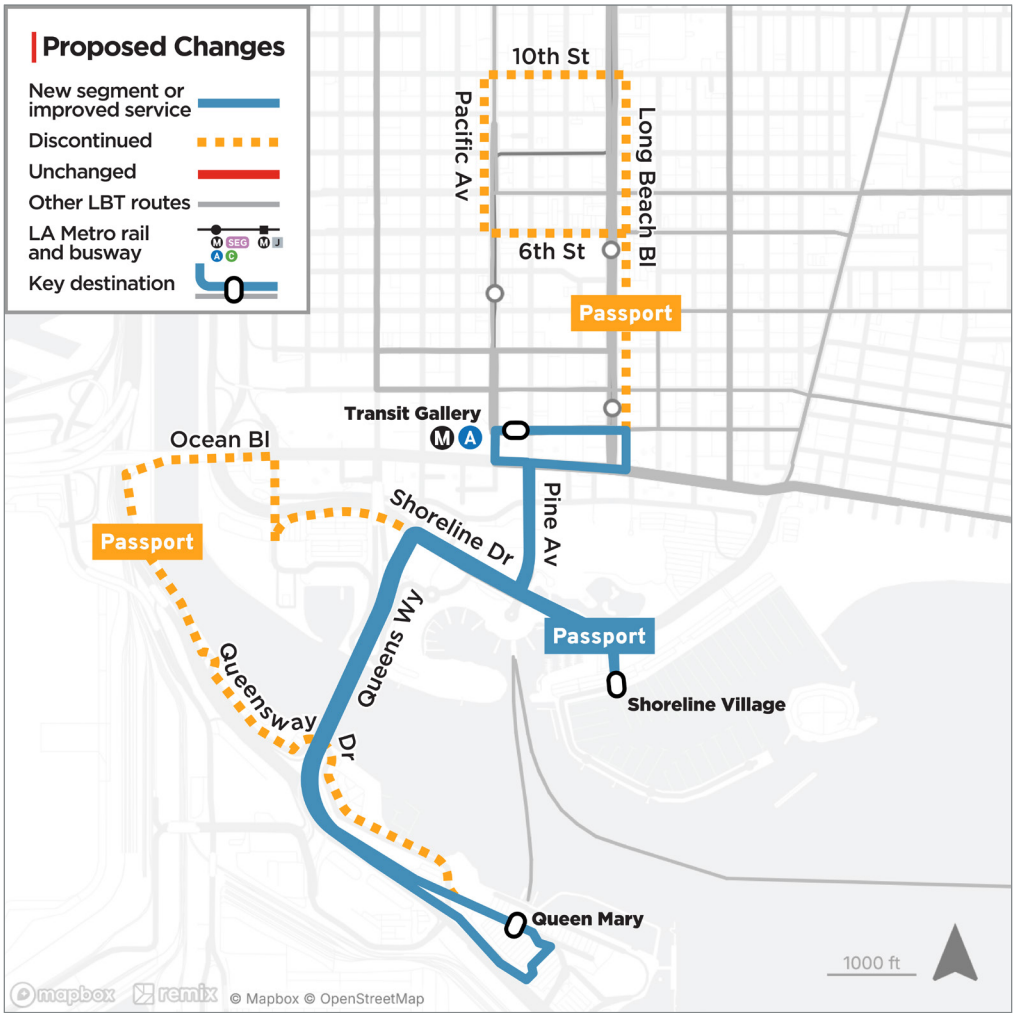

How is my route changing?

- Improve frequency from 30 to 20 minutes.
- Create a shorter trip for customers between the Queen Mary and the Transit Gallery by providing bi-directional service on the Queens Way Bridge.
- Shorten service to only operate south of Transit Gallery where Passport serves unique role.

¿Cómo está cambiando mi ruta?

- Mejorar la frecuencia de 30 a 20 minutos.
- Crear un viaje más corto para los clientes entre el Queen Mary y la Transit Gallery proporcionando servicio bidireccional en el Queens Way Bridge.
- Acortar el servicio para que solo opere al sur de la Transit Gallery, donde sirve el Passport.

When will the bus run? / ¿Cuándo circulará el autobús?

	EXISTING / ACTUAL		PROPOSED / PROPUESTO	
	FREQUENCY (MIN) / FRECUENCIA (MIN)	SERVICE HOURS / HORAS DE SERVICIO	FREQUENCY (MIN) / FRECUENCIA (MIN)	SERVICE HOURS / HORAS DE SERVICIO
Friday / Viernes	30	6:26 AM - 11:31 PM	20	6:26 AM - 11:31 PM
Saturday / Sábado	30	6:26 AM - 11:31 PM	20	6:26 AM - 11:31 PM
Sunday / Domingo	30	6:26 AM - 11:31 PM	20	6:26 AM - 11:31 PM

Improvements / Mejoras

NEW DESTINATIONS SERVED / SERVICIO A NUEVOS DESTINOS	IMPROVED FREQUENCIES / FRECUENCIAS MEJORADAS	FASTER TRIP TIMES / VIAJES MÁS RÁPIDOS	IMPROVED REGIONAL CONNECTIONS / MEJORES CONEXIONES REGIONALES
✗	✓	✓	✗

AquaBus Aquarium/Queen Mary

DRAFT

LONG BEACH TRANSIT



How is my route changing?

- Streamline to operate only between the Aquarium Dock 4 and the Queen Mary by eliminating stop at Shoreline Village.
- Improve frequency to every 30 minutes.

¿Cómo está cambiando mi ruta?

- Simplificar la ruta para que solo opere entre el Aquarium Dock 4 y el Queen Mary, eliminando la parada en Shoreline Village.
- Mejorar la frecuencia a 30 minutos.

When will the bus run? / ¿Cuándo circulará el autobús?

	EXISTING / ACTUAL		PROPOSED / PROPUESTO	
	FREQUENCY (MIN) / FRECUENCIA (MIN)	SERVICE HOURS / HORAS DE SERVICIO	FREQUENCY (MIN) / FRECUENCIA (MIN)	SERVICE HOURS / HORAS DE SERVICIO
Weekday / Entre Semana	12 Trips	11:00 AM - 6:45 PM	15 Trips	11:00 AM - 6:45 PM
Saturday / Sábado	12 Trips	11:00 AM - 6:45 PM	15 Trips	11:00 AM - 6:45 PM
Sunday / Domingo	12 Trips	11:00 AM - 6:45 PM	15 Trips	11:00 AM - 6:45 PM

Improvements / Mejoras

NEW DESTINATIONS SERVED / SERVICIO A NUEVOS DESTINOS	IMPROVED FREQUENCIES / FRECUENCIAS MEJORADAS	FASTER TRIP TIMES / VIAJES MÁS RÁPIDOS	IMPROVED REGIONAL CONNECTIONS / MEJORES CONEXIONES REGIONALES
✗	✓	✓	✗

AquaLink Aquarium/Alamitos Bay

DRAFT

LONG BEACH TRANSIT

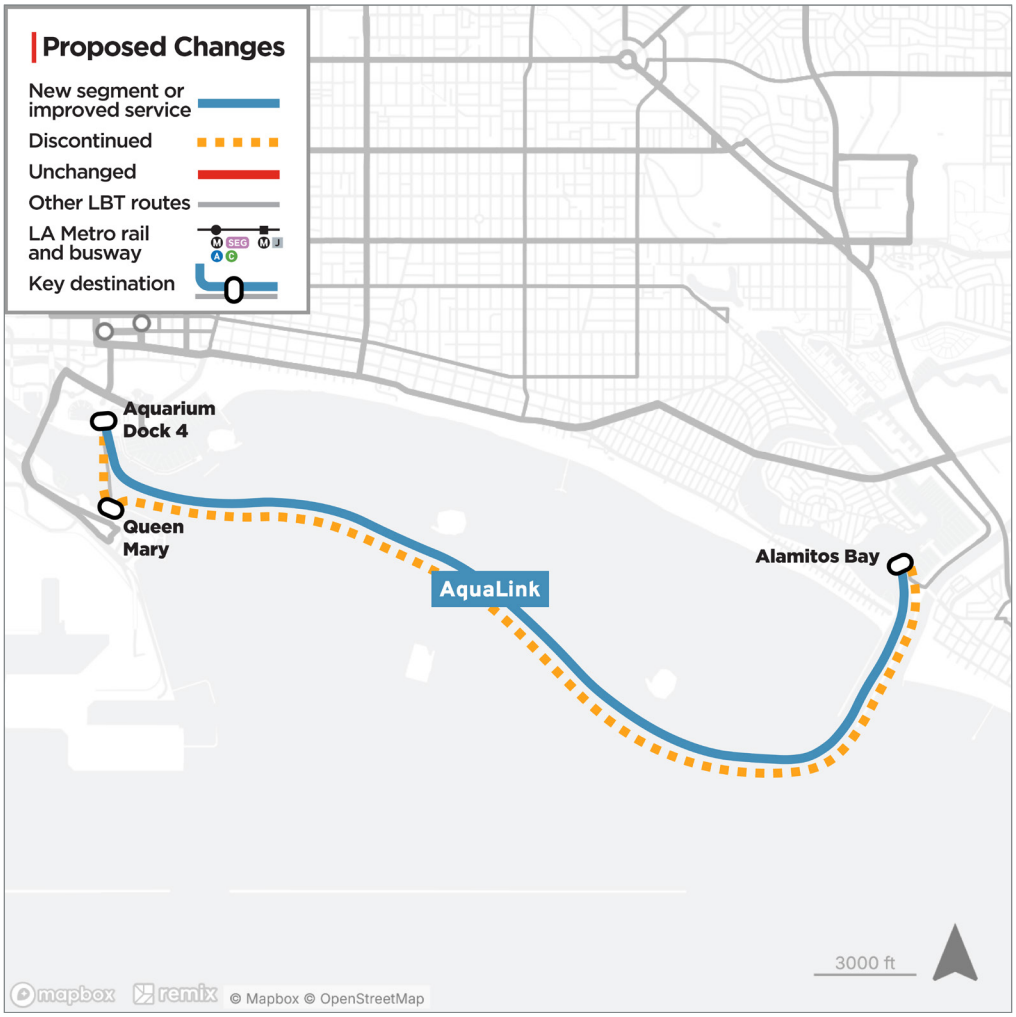

How is my route changing?

- Streamline to operate only between the Aquarium Dock 4 and Alamitos Bay Landing by eliminating stop at the Queen Mary.
- Improve service by adding 3 additional round trips.

¿Cómo está cambiando mi ruta?

- Simplificar la ruta para que solo opere entre el Aquarium Dock 4 y Alamitos Bay Landing, eliminando la parada en el Queen Mary.
- Mejorar el servicio añadiendo tres viajes redondos adicionales.

When will the bus run? / ¿Cuándo circulará el autobús?

	EXISTING / ACTUAL		PROPOSED / PROPUESTO	
	FREQUENCY (MIN) / FRECUENCIA (MIN)	SERVICE HOURS / HORAS DE SERVICIO	FREQUENCY (MIN) / FRECUENCIA (MIN)	SERVICE HOURS / HORAS DE SERVICIO
Weekday / Entre Semana	9 Trips	11:30 AM - 7:45 PM	12 Trips	11:30 AM - 7:45 PM
Saturday / Sábado	9 Trips	11:30 AM - 7:45 PM	12 Trips	11:30 AM - 7:45 PM
Sunday / Domingo	9 Trips	11:30 AM - 7:45 PM	12 Trips	11:30 AM - 7:45 PM

Improvements / Mejoras

NEW DESTINATIONS SERVED / SERVICIO A NUEVOS DESTINOS	IMPROVED FREQUENCIES / FRECUENCIAS MEJORADAS	FASTER TRIP TIMES / VIAJES MÁS RÁPIDOS	IMPROVED REGIONAL CONNECTIONS / MEJORES CONEXIONES REGIONALES
✗	✓	✓	✗

INFORMATION ITEM

Long Beach Transit's Operating and Capital Budget Development Process

STAFF REPRESENTATIVE

Ashley Liang, Treasurer

BACKGROUND

Long Beach Transit (LBT) is legally required to develop an annual balanced budget as part of their financial management responsibilities. A budget serves as a financial plan that helps ensure public funds are used efficiently and in accordance with legal and regulatory requirements. In addition to promoting transparency and accountability, budgeting helps public agencies adhere to laws governing public sector financial practices, including those related to appropriations, expenditures, and the allocation of funds.

By developing a budget, LBT ensures compliance with state and federal laws that mandate the proper management of public funds, including restrictions on overspending and requirements for public notice. Budgets also provide the necessary framework for agencies to monitor their financial health, forecast revenue and expenses, and ensure that funds are used for their intended purposes. For LBT, a legally sound budget not only meets regulatory standards but also supports strategic priorities, making it an essential tool for achieving strategic goals and maintaining public trust.

Operating Budget Development Process

LBT's fiscal year operating budget, which begins on July 1 and ends on June 30, is a combination of known and projected expenses, as well as forecasted revenue. The annual budget enables the agency to meet its priorities through staff's commitment to exercise stewardship, make informed decisions, and be fiscally responsible.

The operating budget development process is a cross-departmental collaborative process led by LBT's Finance and Budget team. It aligns planned service, organizational priorities, available funding, and departmental resources for the upcoming fiscal year designed to achieve LBT's mission.

The process begins with LBT's Strategic Service Plan, which establishes anticipated service levels and the related operating needs. The Executive Leadership Team (ELT) then develops an initial budget plan based on the agency's financial outlook, strategic priorities, and projected revenues and expenses.

During operating budget preparation, staff develop a preliminary understanding of LBT's financial and operational needs for the upcoming fiscal year. This work brings together

anticipated service and resource requirements with updated revenue forecasts and cost assumptions to establish the foundation for the proposed budget.

LBT then receives preliminary funding marks from the regional planning agency, which provide an initial estimate of the funding available for the upcoming fiscal year. The preliminary financial outlook, funding assumptions, and anticipated budget needs are presented to the Board of Directors Finance Committee for review and feedback.

As LBT receives the final regional funding allocations, staff completes the resource allocation and final funding process. Departmental requests are evaluated against available resources, agency priorities, and service needs to develop a balanced proposed budget.

The proposed budget is subsequently presented to the Board of Directors Executive Committee and shared through LBT's public engagement process. It is then presented to the full Board of Directors for consideration and adoption.

The Board-approved budget is implemented on July 1, the first day of LBT's fiscal year. Finance and Budget monitors performance against the adopted budget and provides regular updates throughout the year.

STAFF RECOMMENDATION

Not Applicable. Information only item.



Kenneth A. McDonald
President and Chief Executive Officer

INFORMATION ITEM

Long Beach Transit Fiscal Challenges Analysis Preview

STAFF REPRESENTATIVE

Lisa Patton, Executive Director/Vice President, Finance and Budget

BACKGROUND

Long Beach Transit's (LBT) operating budget supports the delivery of transit service through a combination of subsidy revenue, passenger fares, and other operating revenues. The majority of LBT's ongoing operating revenue is derived from public subsidies, which are closely tied to economic conditions and sales tax collections.

At the same time, the cost of providing transit service continues to increase. Major cost pressures include workforce expenses, contractual obligations, insurance, fuel and energy, parts and supplies, and other inflationary impacts.

Three key factors are shaping LBT's financial outlook:

- Revenue growth has slowed. LBT relies heavily on subsidy revenue, and recent economic conditions have resulted in relatively flat growth in sales tax-supported funding.
- The cost of service continues to increase. Most LBT expenditures directly support service delivery, transit assets, and the workforce needed to operate and maintain the system.
- Expenses are growing faster than recurring revenue. The cost of maintaining current service is increasing at a faster pace than the revenues available to support it.

These trends are creating a growing difference between LBT's current funding and the cost of maintaining service.

FINANCIAL IMPACT

The purpose of the discussion is to establish a common understanding of the financial pressures facing the agency and the developing gap between recurring revenues and the cost of service. There is no immediate financial action requested as part of this item.

NEXT STEPS

Staff will continue to evaluate LBT's financial outlook and develop potential strategies to address the gap while protecting transit service and maintaining the agency's long-term financial stability. Future discussions will provide the Board with additional analysis and options.

STAFF RECOMMENDATION

Not Applicable. Information Item.



Kenneth A. McDonald
President and Chief Executive Officer