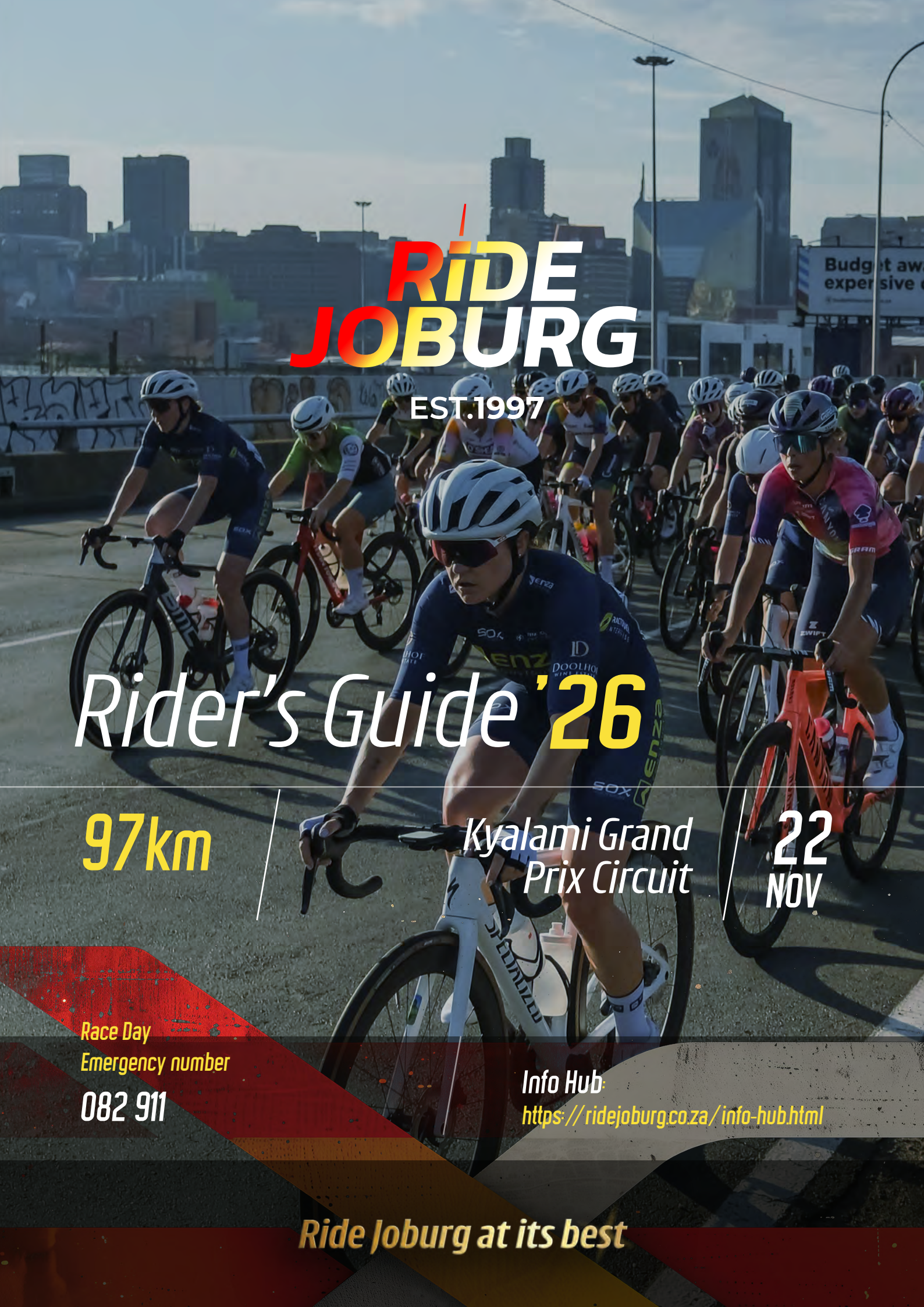

RIDE JOBURG

EST.1997

Rider's Guide '26

97km | Kyalami Grand Prix Circuit | 22 NOV

Race Day Emergency number

082 911

Info Hub:

https://ridejoburg.co.za/info-hub.html

Ride Joburg at its best

RIDE JOBURG

1. Message from the Race Director
2. Road Closures Map + Times
3. Race Number Collection + Times
4. Late Entries
5. Race Day Checklist
6. Should You Ride or Not?
7. How to Get to Ride Joburg
8. Road Closures + Parking
9. Venue Map
10. Start Zone
11. Start Times
12. Ride Safe
13. Route Map
14. Water Points
15. Cut-off Times
16. Finish
17. Prize Giving
18. Results
19. Spectators
20. Queries

RIDE JOBURG

A MESSAGE FROM
The Race Director

We're excited to welcome you to Ride Joburg 2026, where thousands of cyclists come together to celebrate the spirit of cycling, community and the incredible city of Johannesburg. This year brings something truly special: an unforgettable finish at the iconic Kyalami Grand Prix Circuit! What better way to celebrate your achievement than crossing the finish line on a world-renowned racing circuit?

Ride Joburg is about more than racing. Through initiatives like Hitch a Free Ride, which offers complimentary race entries to financially constrained and underrepresented South African cyclists, and the incredible work of our charity partners, we're proud to use this event as a platform to uplift communities, create opportunities and make cycling accessible to more people.

The safety of our riders remains a top priority, and together with our partners, we're committed to doing everything we can to deliver a safe and memorable experience for everyone.

A heartfelt thank you to our sponsors, partners, volunteers and every rider who makes this event possible. Whether you're chasing a PB, riding for a cause or simply enjoying the journey, we wish you an incredible ride!

See you at the Kyalami finish line!

JP Nortje
Race Director
Ride Joburg 2026

Road Closures '26

MAPS & TIMES

- Direction of Cyclists
- No Crossing of Roads
- Route Crossing Point
- Road Race Route
- Highways
- Main Roads
- Major Alternative Routes
- Cyclists Contraflow

Some roads close from as early as 03:00 on race morning.
Check the closure times for your area before you travel.

VIEW ROAD CLOSURE MAPONLINE

https://tinyurl.com/3uxwm7p3

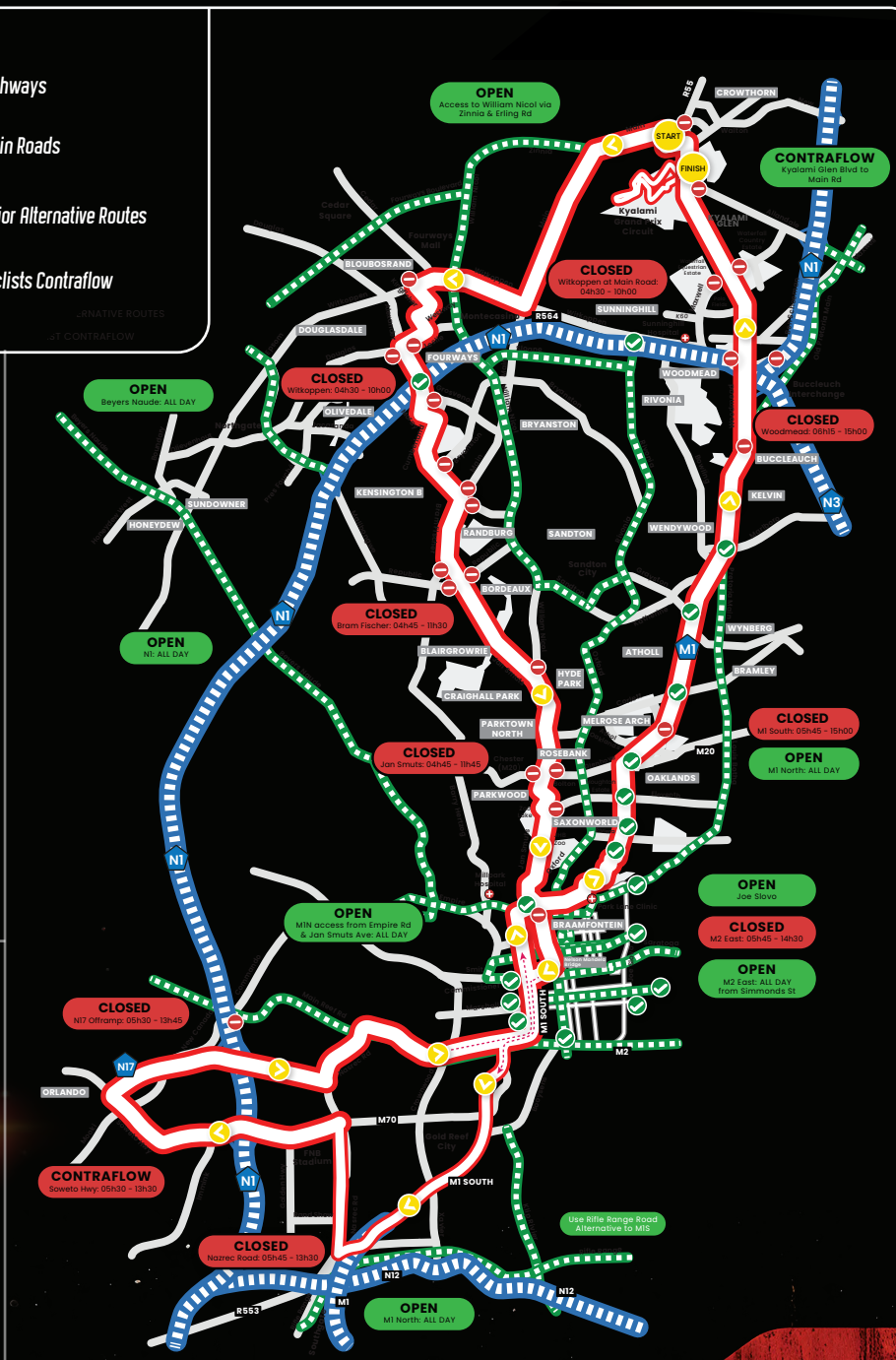

RIDE JOBURG
EST.1997

Ride Joburg at its best

Number Collection
& MERCHANDISE

Please bring your **ID** and **Ride Joburg entry ticket** when collecting your race pack. Race pack collection will take place at the designated Balwin Properties and Specialized Stores listed below, as well as at the Mini Expo on Saturday.

If you already have a FACES timing board, please bring it along to registration so we can test the board. *

Balwin Properties

Tuesday 17 November – Friday 20 November
09h00 - 18h00

- **The Blyde Lifestyle Estate**, Lagoon Drive, Savannah Country Estate, 0081
- **Thaba Acrobranch** outside Thaba-Eco Residential Development, 0A Kliprivier Dr, Rietvlei 101-Ir, Johannesburg South, 2053

COLLECTION INSTRUCTIONS

The Blyde Lifestyle Estate

- Enter through Gate 2 (Delivery Gate).
- Please have your Ride Joburg entry ticket ready to show security at the entrance.
- Once inside the estate, follow the signage directing you to the Lifestyle Centre.
- Parking is available around the Lifestyle Centre.
- Follow the signage inside the Lifestyle Centre to the Penguin Club, where you can collect your race pack.

Thaba Eco Village: Acrobranch Thaba

- As you approach the entrance to Thaba Eco Village, take the first exit at the circle in front of the estate entrance, directing you towards Acrobranch Thaba.
- Once you have entered the Acrobranch area, follow the signage directing you to the show house.
- Race number collection will take place at the show house.

Please follow all event signage and allow enough time to find the correct location.

Specialized Stores

Tuesday 17 November – Friday 20 November, 09:00 – 18:00
Lynnwood Cyclery
Complete Cyclist Rosebank
West Rand Cycles

RIDE JOBURG

Kyalami Grand Prix Circuit

Saturday 21 November, 09:00 – 15:00

Visit the **Info Hub** on the website for more info.
(https://ridejoburg.co.za/info-hub.html)

Also expect to see your **Wall of Fame** at the **Mini Expo** and on race day.

MERCHANDISE



Gear up in Ride Joburg jerseys, bibs and socks inspired by the Kyalami Grand Prix Circuit and the City of Joburg.

Shop at the Balwin Properties venues while you collect your race pack (Tuesday 17 November – Friday 20 November), or at the **Anatomic stand at the Mini Expo**, Kyalami Grand Prix Circuit, on Saturday & Sunday, 21-22 November.

SHOP ONLINE



https://www.anatomic.co.za/collections/ride-joburg-merchandise

Ride Joburg at its best '26

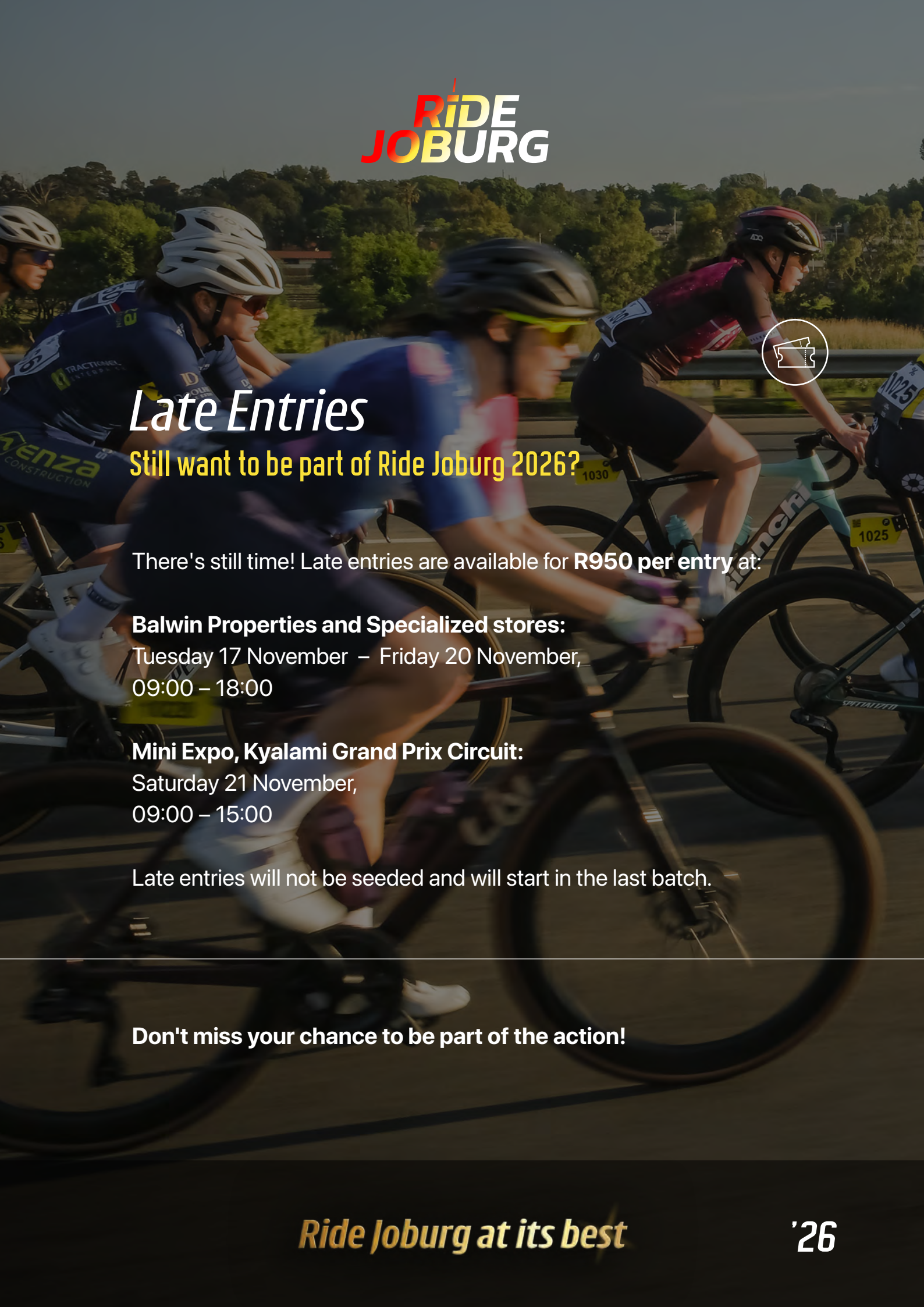

Late Entries

Still want to be part of Ride Joburg 2026?

There's still time! Late entries are available for **R950 per entry** at:

Balwin Properties and Specialized stores:
Tuesday 17 November – Friday 20 November,
09:00 – 18:00

Mini Expo, Kyalami Grand Prix Circuit:
Saturday 21 November,
09:00 – 15:00

Late entries will not be seeded and will start in the last batch.

Don't miss your chance to be part of the action!

Race Day Checklist

RACE NUMBER (mandatory)

Pin your **unique race number** to the back of your cycling shirt, over the pockets. Your race number is your identification while you are out on the route. It is illegal to allow another to ride under your race number; this has serious implications should you have a medical emergency on the route.

Complete the medical details and **emergency contact information** on the back of your race number.

FACES TIMING BOARD (mandatory)

Secure the reusable **FACES timing board** containing your timing chip to your seat post using the clip and cable ties provided in your race pack. Note that your timing board number differs from your race number, except for Elite riders whose numbers will match. Keep the timing board for future use. **No timing board, no result.**

Need help securing your timing board to your seat? Watch the video here.
link: https://youtu.be/KPTCRzbWvJ0?si=jjaBFxUOiR_7vhkQ

HELMET (mandatory)

Your safety is important to us. No helmet, no ride.

PUNCTURE KIT

Carry spare tubes, a pump, tyre levers and basic tools. Mechanics are available at the water points, but not between them.



RIDE JOBURG

MONEY FOR INCIDENTALS

Consider bringing cash/card to cover on-route incidentals, like replacement tubes, and to enjoy post-ride refreshments, such as cold drinks and tasty burgers.

CELL PHONE

Carry your cell phone in case of an emergency and to contact family and friends after your ride.

SUNBLOCK + SUNGLASSES

FILLED WATER BOTTLES

BIKE FRAME STICKER + ACTIONPHOTO SA STICKER

Remember to stick your bike frame sticker onto your bike. If you get separated from your bike for whatever reason, the sticker will help us reunite you. Stick the helmet sticker onto the front of your helmet to be identified for your race photos.

RIDE JOBURG

Should You Ride or Not?

Before heading to the start line, take a moment to assess how you're feeling. If you're experiencing a fever, flu-like symptoms, chest pain, dizziness, unusual shortness of breath or are recovering from an illness, don't take unnecessary risks. Remember to stay hydrated, listen to your body, and never push through warning signs.

If you feel unwell during the race, stop riding and seek medical assistance. There will always be another race.

Your Health Comes First



RIDE JOBURG

How to Get There

The recommended route is via the **N1 highway**, taking the **Allandale Road** off-ramp, which provides access to the designated parking areas at **Kyalami Grand Prix Circuit** and **Mall of Africa.**

Road closures will be implemented across Johannesburg from the early hours of race morning, with some closures beginning as early as **03:00.**

Please refer to the Road Closure Map on p.4 of this guide.

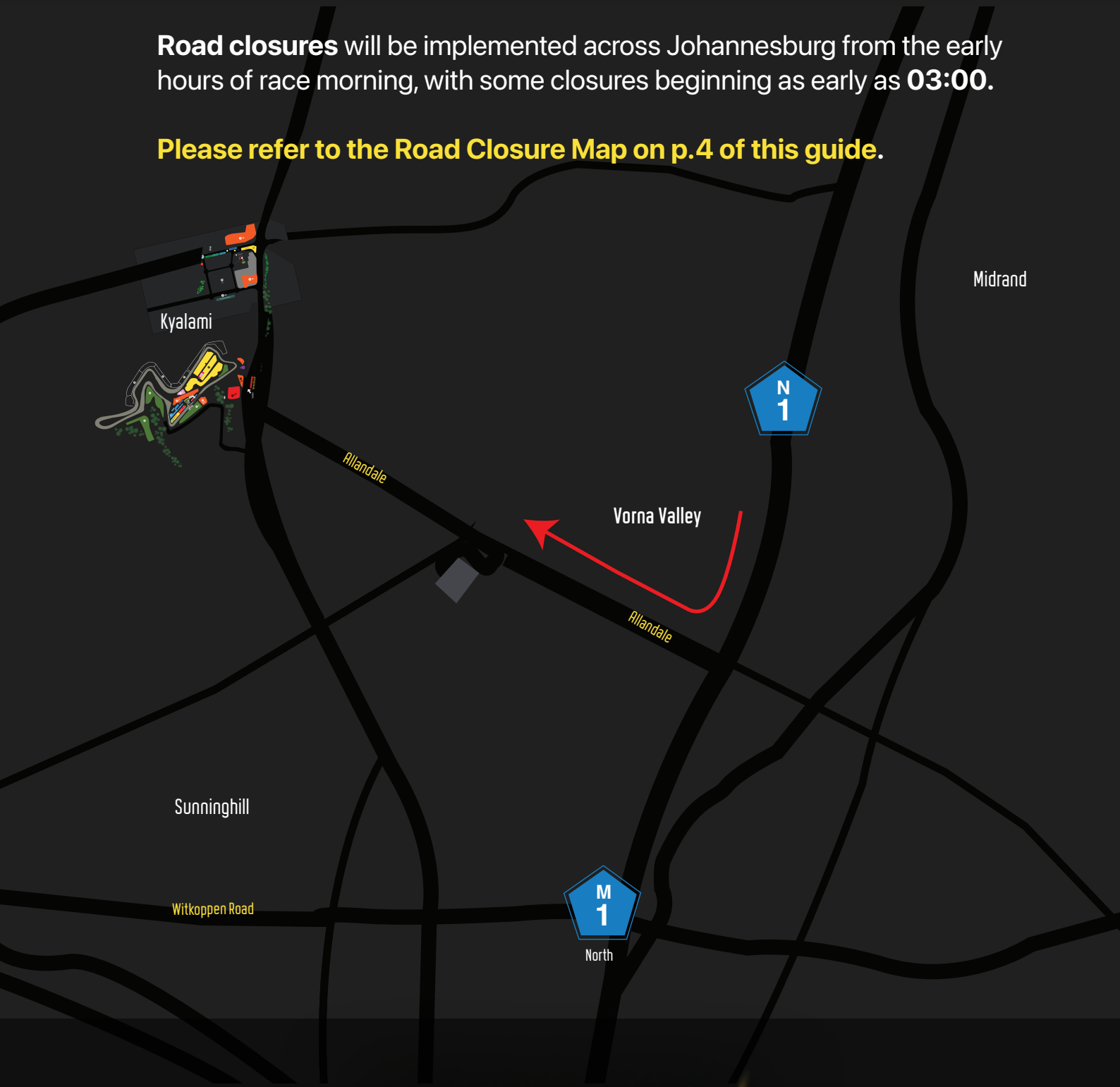

Road Closures + Parking

We strongly recommend arriving early, carpooling where possible, and following the designated access routes.

Getting to the Parking Areas

1. From the North via the N1

Approaching from the north: Travel southbound on the **N1** and take the **Allandale Road** off-ramp for access to both **Kyalami Grand Prix Circuit** parking and Mall of Africa parking. Allandale Road will remain open throughout race day.

A contraflow will be in operation on **Pitts Avenue** from the Allandale Road intersection.

Approaching from Rivonia Road (**M9**): Turn left onto **Woodmead Drive**, then left onto **Dytchley Road**. Continue by turning right onto **Markus Road**, followed by another right turn to access the Kyalami Grand Prix Circuit back gate. Motorists using Dytchley Road will have access to the designated parking areas throughout the morning. This route will also serve as a vehicle exit from 08:00.

2. From the South and Sandton

Motorists travelling from the south should plan their journeys carefully, as several major roads will be affected by closures. The **M1 North** and **R55** route via **Woodmead Drive or Pitts Avenue** may be used to access Kyalami Grand Prix Circuit before 06:00. After this time, motorists should avoid this route due to race-related road closures. The recommended alternative is to plan a route towards the N1 and Allandale Road off-ramp, subject to the final traffic management plan.

RIDE JOBURG

3. From Fourways and the West

Motorists travelling from Fourways and surrounding western areas should take note of closures affecting **Main Road, Witkoppen Road** and **Winnie Mandela Drive**. Avoid approaching Kyalami Corner directly via these roads once closures are in place. Plan your journey using the official road closure map and allow additional travel time. Zinnia Road will have access to contraflow throughout the day. Main Road (**M71**) will be open from 10:00.

WHERE TO PARK

P

KYALAMI GRAND PRIX CIRCUIT

Approximately **4,000 parking bays are available.**

Access via **Allandale Road from the N1.**

Parking is free.

Riders can cycle to the start at Kyalami Corner using the designated, marshalled route from Bentley Gate. The exit islocated at Bentley Gate.

The Main Gate will open for vehicle exits from **08:00.**

RIDE JOBURG

MALL OF AFRICA

- Approximately 1,000 parking bays.
- Parking fee: R15 flat rate on Admyt.
- Access via Allandale Road from the N1.

Important: Mall of Africa parking has a 2.3 m height restriction. Vehicles transporting bicycles on roof racks may not be able to enter.

BEAULIEU PREP SCHOOL

- Approximately 550 parking bays.
- Parking fee: R50 per vehicle.
- Cashless payments only.
- Riders can walk directly towards the Kyalami Corner Start Zone.

All parking proceeds support the school's maintenance programme.

Parking & Traffic Management

Event marshals, traffic officials and Fidelity ADT Guards will assist with vehicle movement and access to the designated parking areas. Please follow their instructions and park only in the designated areas.

Remember

- Carpool with fellow riders wherever possible.
- Allow extra time for traffic and parking.
- Take note of where you park.
- Do not park on surrounding roads or obstruct residential and business entrances.

Refer to the **Venue Map** on the next page.

RIDE JOBURG

Venue Map

KYALAMI GRAND PRIX CIRCUIT
CLOSE-UP

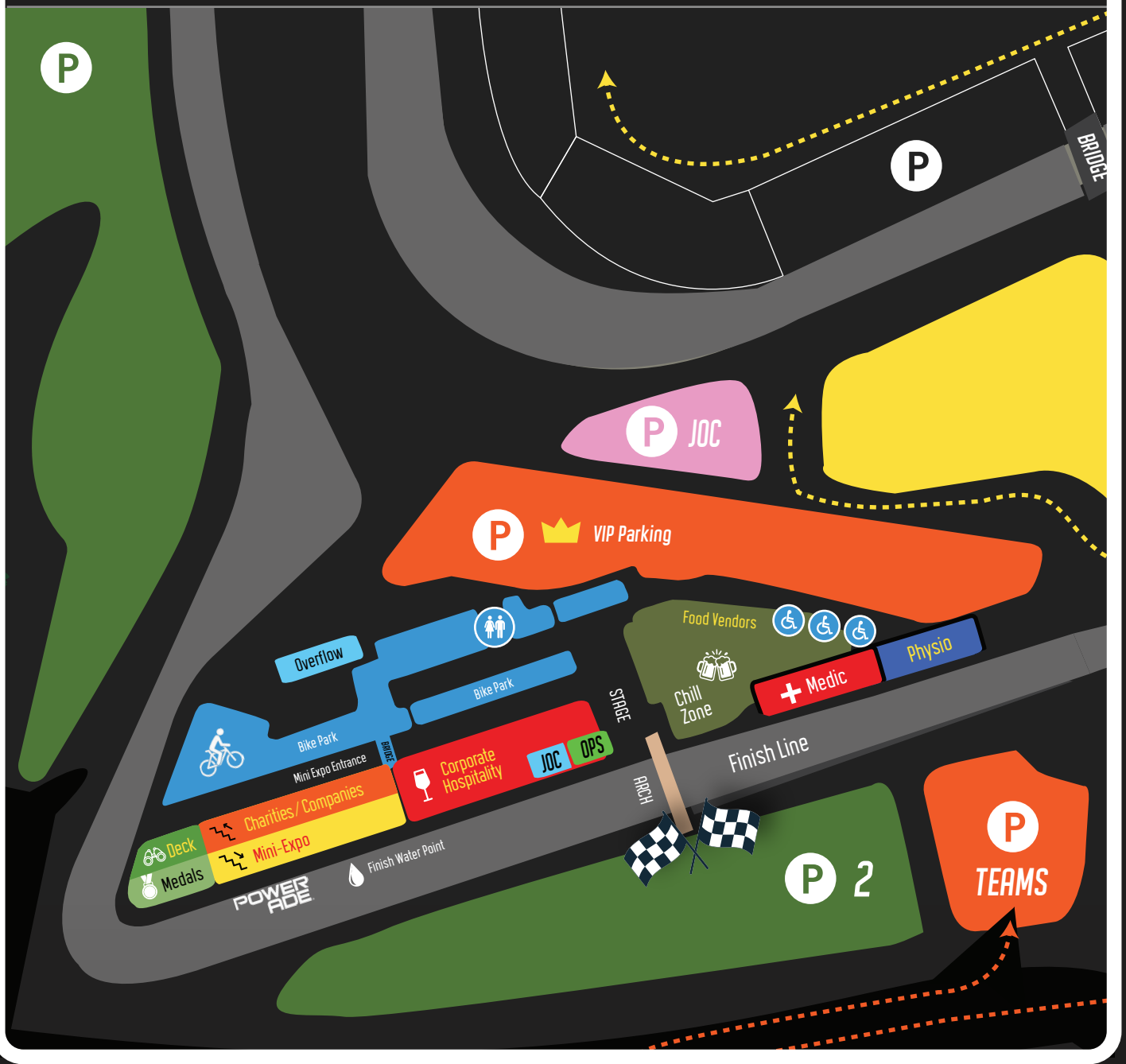

RIDE JOBURG

Venue Map

KYALAMI GRAND PRIX CIRCUIT PARKING

Car Parking

Car Parking

Teams Vehicles Route

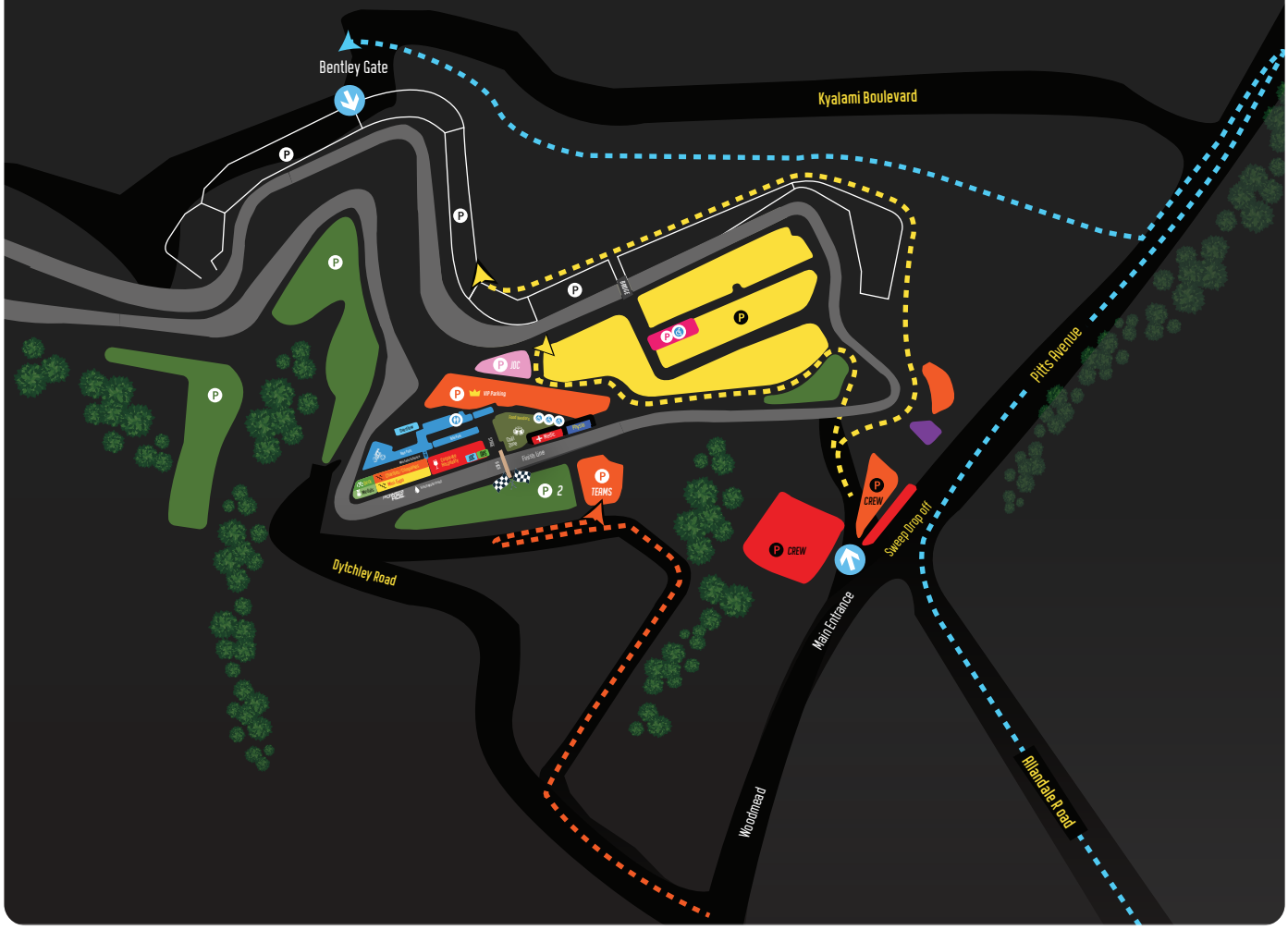

Ride Joburg at its best '26

RIDE JOBURG

MAKE YOUR WAY
To the Start

From Kyalami Grand Prix Circuit Parking
Follow the Start signs from your designated parking area inside Kyalami Grand Prix Circuit and exit via Bentley Gate. Cycle through the Kyalami Business Park, turn left onto Pitts Avenue and make your way to the start at **Kyalami Corner Shopping Centre.**

From Mall of Africa Parking
Exit the parkade turning right onto Magwa Crescent, then left into Lone Creek Crescent, and left again onto Allandale Road. Continue along Allandale Road to the Pitts Avenue intersection, where you will turn right towards Kyalami Corner Shopping Centre.

From Beaulieu Prep School Parking
Exit the school grounds and turn right onto Percheron Road (becomes Stallion Road) cycling to the Estate Main Gate on Papenfus Drive. Exit the estate and turn right onto Main Road. Cycle down Main Road and make your way to the start at Kyalami Corner Shopping Centre. **NB:** You'll need to cycle all the way down to the split (white and red turn left/ yellow continues straight to loading) on the corner of Pittz Avenue and Begonia Rd.

Finding Your Start Batch
Once you arrive at Kyalami Corner, follow the directional signage to your allocated assembly and holding area. The Start Zone will have designated loading zones to manage the movement of riders towards the start line.

See Race Numbers on the next page

RIDE JOBURG



Yellow
Continue straight at the designated split point towards the street loading area. **(Pitts Ave)**





Red & White
Turn left onto **Chestnut Road** towards the designated assembly and loading area in the lower parking area at **Kyalami Corner**

Please Note:

- Check your allocated batch and start time before race day.
- Follow the signage corresponding to your race number.
- Do not enter another batch's holding area.
- Be at your allocated holding area **45 minutes** before your start time. Batches will be called forward in sequence.

Listen for announcements and follow marshal instructions.
The first batch starts at 06:00. Make sure you're ready to roll!

Please refer to the Start Zone Map for assembly areas, loading zones, and access routes **on the next page.**

RIDE JOBURG

KYALAMI CORNER

Start Venue

Residents Alternative Route

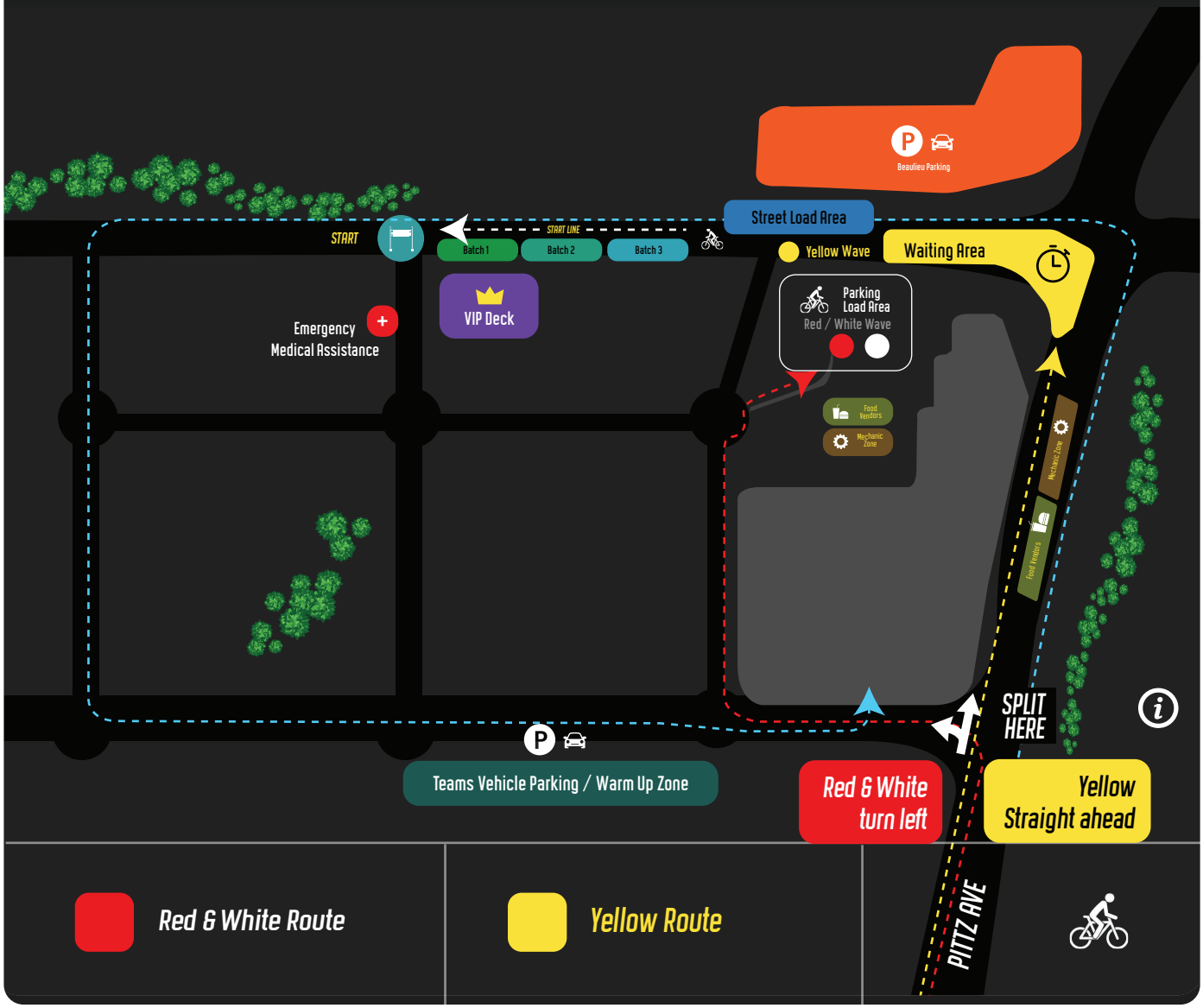

Red & White Route

Yellow Route

Ride Joburg at its best '26

RIDE JOBURG

KYALAMI CORNER

Start Zone

LOAD INTO YOUR START PENS

At the check gates in the Start Zone, you will be loaded into your start chute. There will be refreshments, toilet facilities as well as a Liqui Moly mechanical station at the holding areas and start pens.

Batches are called forward from the holding areas in sequence to load into the Start Pens. You will only be allowed to enter the Start Pen when your group loads. You may start with a later group if you wish, but you will not be allowed to enter the Start Pen before your group loads. Please take note of the electronic signage in the Start Zone, which will indicate the current and next loading groups. Please do not try to enter the start chute before your group is called, as this only congests the loading area.

See the **Start Times for the 97 km** on the next page.

BATCH NAME	START TIME	EST. FINISH TIME	AVG. SPEED (km/h)
$-Racing Elite & U23 Male	06:00		
&-Racing Juniors Men	06:00		
&-Racing Juniors Female	06:03		
%-Racing Elite and U23 Female	06:03		
WA-Racing Vets 30-39 Female	06:03		
WB-Racing Vets 40-49 Female	06:03		
WC-Racing Vets 50+ Female	06:03		
VA 30-34 Men	06:15		
VB 35-39 Men	06:15		
VC 40-44 Men	06:15		
VD 45-49 Men	06:15		
VE 50-54 Men	06:18		
VF 55-59 Men	06:18		
VG 60+ Men	06:18		
!-Hand Cycle & Recumb ONLY & RP	06:21		
@-Racing Youths Male	06:21		
#-Racing Tandems	06:21		
A	06:26	02:27 - 02:40	39.6 – 36.4
B	06:29	02:40 - 02:56	36.4 – 33.1
C	06:32	02:56 - 03:05	33.1 – 31.5
Tandem	06:35		
E	06:38	03:05 - 03:12	31.5 – 30.3
F	06:41	03:12 - 03:19	30.3 – 29.2
G	06:44	03:19 - 03:26	29.2 – 28.3
H	06:47	03:26 - 03:32	28.3 – 27.5
I	06:50	03:32 - 03:39	27.5 – 26.6
J	06:53	03:39 - 03:45	26.6 – 25.9
K	06:56	03:45 - 03:52	25.9 – 25.1
L	06:59	03:52 - 03:59	25.1 – 24.4
M	07:02	03:59 - 04:06	24.4 – 23.7
E-Bikes	07:05		
O	07:08	04:06 - 04:16	23.7 – 22.7
P	07:11	04:16 - 04:25	22.7 – 22.0
Q	07:14	04:25 - 04:37	22.0 – 21.0
R	07:17	04:37 - 04:50	21.0 – 20.1
V	07:22		
W Companies	07:26		
X	07:30		
Y Charities	07:34		
AA	07:38	04:50 - 05:04	20.1 – 19.1
BB	07:42	05:04 - 05:25	19.1 – 17.9
CC	07:46	05:25 - 05:55	17.9 – 16.4
DD	07:50	05:55 - 06:30	16.4 – 14.9
EE	07:54	06:30 - 07:00	14.9 - 13.9
FF	07:58	07:00 - 07:45	13.9 - 12.5

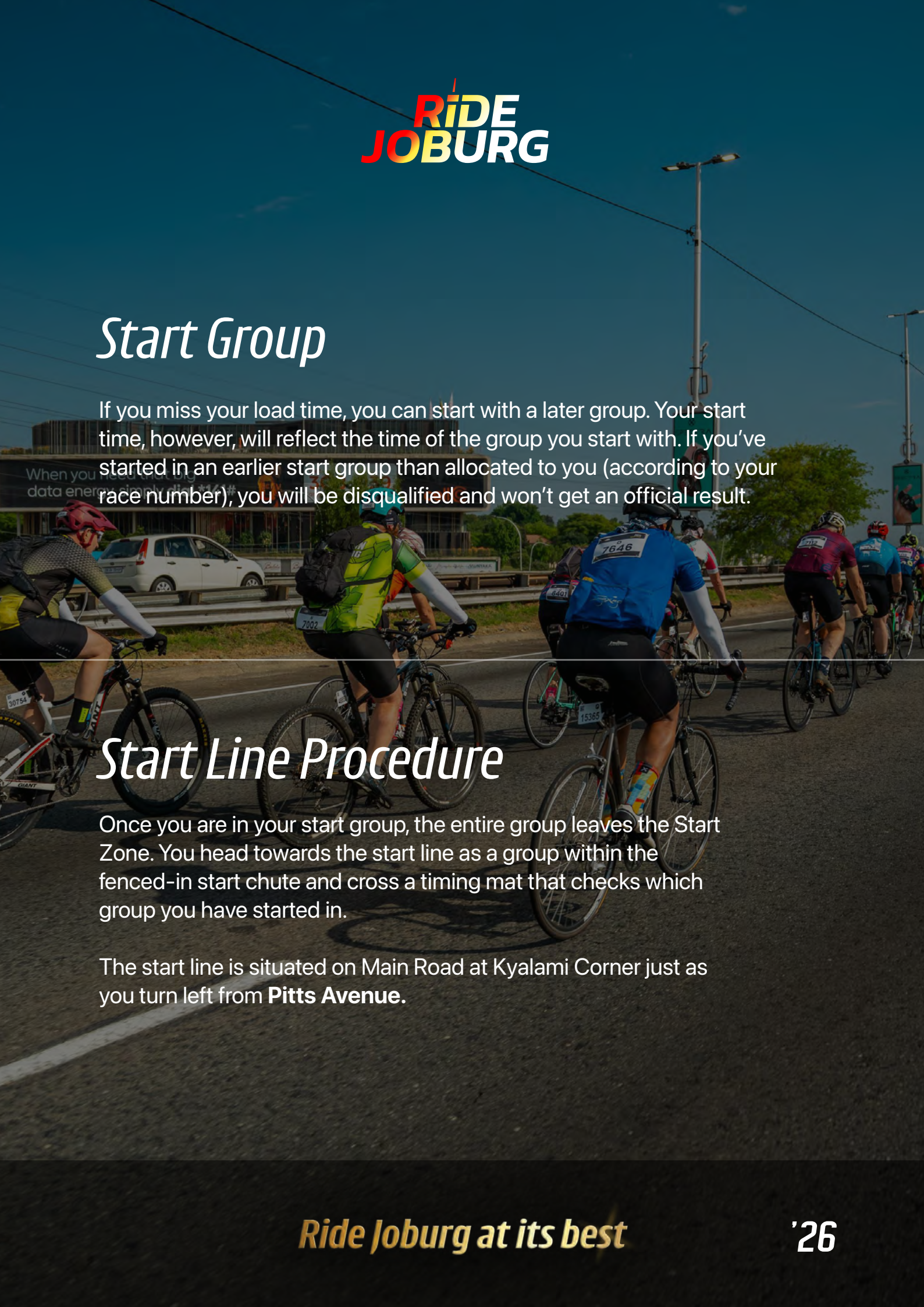

Start Group

If you miss your load time, you can start with a later group. Your start time, however, will reflect the time of the group you start with. If you've started in an earlier start group than allocated to you (according to your race number), you will be disqualified and won't get an official result.

Start Line Procedure

Once you are in your start group, the entire group leaves the Start Zone. You head towards the start line as a group within the fenced-in start chute and cross a timing mat that checks which group you have started in.

The start line is situated on Main Road at Kyalami Corner just as you turn left from **Pitts Avenue.**

Ride Safe

Vehicles
The Ride Joburg event enjoys the advantage of full road closure. The only vehicles on the route will be officials providing support to the organisers and joint operations centre, as well as emergency vehicles and sweep support vehicles.

Pedestrians
Some sections of the route may have pedestrians going about their business. Always remain aware of pedestrians and your surroundings.

Road Surface
The Ride Joburg team works with the Johannesburg Roads Agency and Gauteng Department of Roads and Transport to improve the road surface and fill potholes. A private mechanical broom also clears the route of debris. However, remain vigilant for loose sand, uneven surfaces, and other hazards. Look out for bright yellow duct tape or paint marking potential dangers and alert fellow riders to ensure everyone's safety.

Riding in a Bunch
Stay safe when riding in a bunch by following these simple guidelines:

- Be mindful of those behind you, avoiding sudden movements.
- Look ahead, anticipating adjustments.
- Keep your road position consistent.
- Stay aware of your surroundings and warn riders behind you of any hazards on the road.

RIDE JOBURG

Hazards on the Route

Our team has carefully marked hazards in yellow paint/signage boards.

- **10.5 km**: Speed bumps on Kingfisher Drive to Westway Road
- **14 km:** Sharp left turn on Moray Drive
- **20 km:** Pedestrian crossing at Randburg Taxi rank on Jan smuts ave
- **32 km:** Slow cyclist merge happening on Bertha Road
- **34.4 km:** On M1 South Carr Street off-ramp cyclist contraflow starts, single-lane section
- **42 km:** Sharp right turn onto Nasrec Road
- **57.7 km:** Rumble strips on N17 at the off-ramp

Top Tips

- Keep your phone in a ziplock bag to avoid sweat and moisture damage. Drop a pin when you park to easily find your car after the race.
- Freeze one of your water bottles overnight.
- Stay away from the reflectors/cat eyes in the road.
- Do not look behind you while you are cycling, as doing so may cause you to swerve and possibly touch wheels with another rider.
- Drink enough water. Sip every 20 to 30 min.
- If you're uncomfortable riding in a bunch, cycle by yourself at the back of the bunch. Keep left, pass right.
- When you approach a water point, don't leave your bike in the path of other riders. Carry a spare tube, puncture kit and CO2 canisters or a pump with you.

RIDE JOBURG

ROAD Route Map

97km ROAD RACE

- ½ Half Way
- King & Queen of the Mountain
- Water Point
- LIQUI MOLY Technical Zone*
- Netcare 911*

*located at each water point

VIEW ONLINE
https://ridejoburg.co.za/road.html



Ride Joburg at its best '26

RIDE JOBURG

ROUTE

Elevation Profile

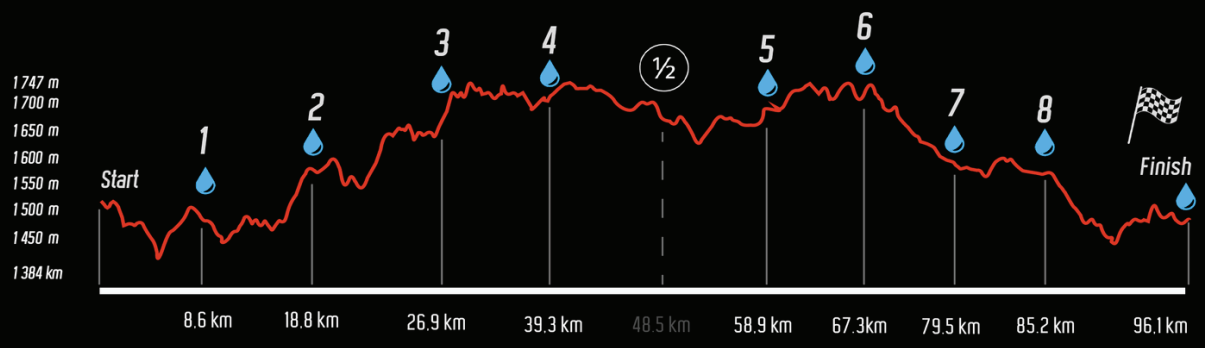



RIDE JOBURG

ROUTE

Water Points

Water Point	Location	Distance
WP1	Montecasino	8.6 km
WP2	North Rd, after City Lodge (left)	18.8 km
WP3	The Pantry (Sasol), 166 Jan Smuts Ave	26.9 km
WP4	M1 South, Booysens Rd	39.3 km
WP5	Sasol Garage, Nasrec Rd	58.9 km
WP6	M1 open ground, Empire Rd (right)	67.3 km
WP7	M1 at Marlboro on-ramp	79.5 km
WP8	World of Golf, Woodmead Dr	85.2 km
Finish	Kyalami Grand Prix Circuit	97 km

There are eight water points along the 97 km route, offering refreshing ice-cold Coca-Cola, Powerade and water to keep you going. We recommend carrying your own energy supplements, but remember, race day is not the time to try something new! Stick to products you've used during training. Look out for the Fidelity SecureFire trucks at water points 4, 5, 6 and 7, ready to give riders a refreshing spray of water to beat the Joburg heat!

All water points will offer medical and physiotherapy support, mechanical assistance and toilet facilities to keep you safe and supported along the way.



RIDE JOBURG

Mechanical Support
LIQUI MOLY

For added peace of mind, mechanical support is available at every water point and the Start Zone, courtesy of Liqui Moly. You can purchase spare parts directly from the mechanics, using cash, cellphone banking, or the convenient Zapper App.

Netcare 911
RECOVERY ZONES

World-class medical assistance and physiotherapy support will be available at the water points along the route as well as at the finish. Netcare 911 response vehicles will be dispatched as needed.

Emergency number: **082 911**.
This number is also printed on your race number.

Sweep Buses
& TRAILERS

Riders who do not meet the cut-off times or are unable to continue will be collected by Ride Joburg sweep buses or AA support vehicles equipped with bicycle racks. Sweep pick-up points are clearly marked at the water points. If possible, make your way to the nearest water point.

Alternatively, call or WhatsApp the Ride Joburg **Sweep Support hotline** on **066 247 2123** and share your location pin. A support vehicle will be dispatched when available.

RIDE JOBURG

Cut-off Times

To minimise disruption to residents and motorists, and ensure rider safety, cut-off times are in place for the 97 km race.

Sweep Pick-up Points and Cut-offs

Water Point	Location	Distance	Cut-Off
WP1	Montecasino	8.6 km	08:54
WP2	North Rd, after City Lodge (left)	18.8 km	09:35
WP3	The Pantry (Sasol), 166 Jan Smuts Ave	26.9 km	10:07
WP4	M1 South, Booysens Rd	39.3 km	10:57
WP5	Sasol Garage, Nasrec Rd	58.9 km	12:15
WP6	M1 open ground, Empire Rd (right)	67.3 km	12:49
WP7	M1 at Marlboro on-ramp	79.5 km	13:38
WP8	World of Golf, Woodmead Dr	85.2 km	14:00
Finish	Kyalami Grand Prix Circuit	97 km	14:44

Finish

This year is all about the finish line celebrations at Kyalami Grand Prix Circuit! Grab your medal and an ice-cold Powerade, secure your bicycle at the Fidelity ADT Bike Park, and head to the Chill Zone to celebrate your achievement.

Chill Zone

Celebrate your accomplishment in the Chill Zone!

Securely park your bike in the nearby Fidelity ADT Bike Park (no bikes are allowed in the Chill Zone).

Replenish energy with food and drinks from public caterers, unwind in the beer garden, and catch up with fellow riders.

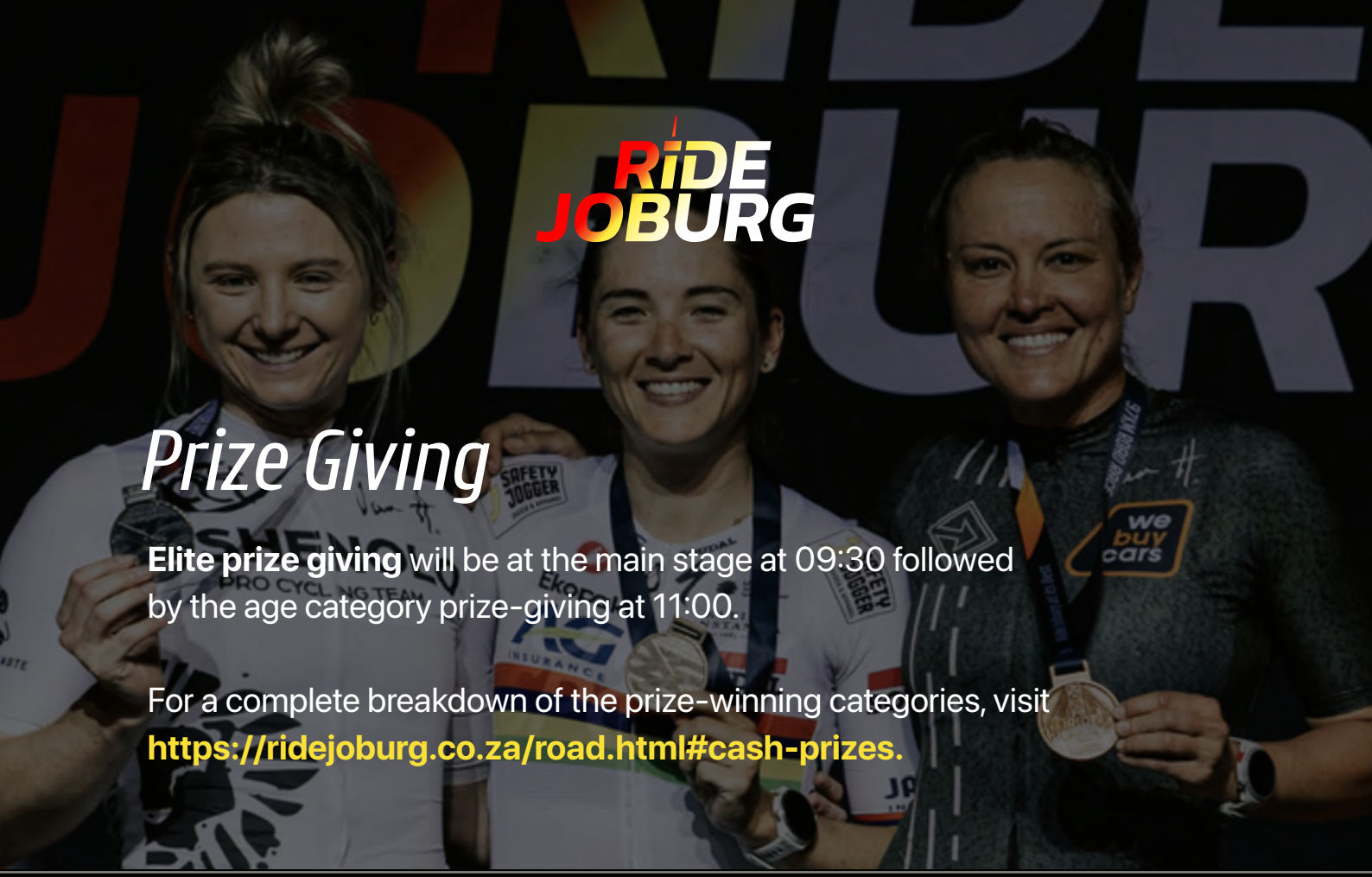

Prize Giving

Elite prize giving will be at the main stage at 09:30 followed by the age category prize-giving at 11:00.

For a complete breakdown of the prize-winning categories, visit **https://ridejoburg.co.za/road.html#cash-prizes.**

CATEGORIES

- Elite Men
- Elite Women
- King of the Mountain (KOM)
- Queen of the Mountain (QOM)
- Racing Juniors 17–18 Men
- Racing Juniors 17–18 Women
- Racing Youths U17 Men
- Racing Youths U17 Women
- U23 Men
- U23 Women
- Racing Vets 30–39 Men
- Racing Vets 40–49 Men
- Racing Vets 50–59 Men
- Racing Vets 60+ Men
- Racing Vets 30–39 Women
- Racing Vets 40–49 Women
- Racing Vets 50+ Women
- Racing Tandems Men
- Racing Tandems Women
- Racing Tandems Mixed
- Para Cyclist Men
- Para Cyclist Women
- Hand Cycle & Recumbent

Results & Live Tracking

Follow your favourite riders live with the **FACES Events app**! Download the **FACES Events app** from the **Apple App Store** or **Google Play Store** to track friends and family as they take on Ride Joburg 2026.

How to Follow a Rider

Download the **FACES Events** app.

- Open the app and search for your rider by name or race number.
- Follow their progress on the live route map, including their location, distance covered, and estimated finish time.
- Important for riders: To allow friends and family to follow your live GPS position, make sure live location sharing is enabled in the app before your ride.

Race Results: Official results will be available on the Ride Joburg website on Sunday, 22 November 2026.

Apple App Store:
https://apps.apple.com/za/app/faces-events/id6758454397

Google Play Store:
https://play.google.com/store/apps/details?id=com.facesevents.app

Race Photos

Race photos can be purchased from **Action Photo SA**. It is important to stick your helmet sticker on the front of your helmet or handlebars to be clearly visible for photographers. Keep an eye out for the Action Photo SA photographers along the route and SMILE for the camera! View your photos at **https://www.actionphotosa.com/find_photos.php** and share your pictures with us using the hashtag #RideJoburg

Free Cancer Screening

Take a moment to prioritise your health at Ride Joburg 2026! Old Mutual is offering 1,000 free cancer pre-screenings, facilitated by CANSA, at the Mini Expo on Saturday and Sunday. Screenings include breast cancer pre-screenings for women and prostate cancer pre-screenings for men. Screenings are available on a first-come, first-served basis, so be sure to visit the CANSA activation area!

RIDE JOBURG

For Spectators

Vibe Zones
Look out for the Vibe Zones along the 97 km route, where spectators can come together to cheer on riders and be part of the Ride Joburg excitement.

Vibe Zone locations include:

- Dunkeld West Shopping Centre – 25.0 km
- FedGroup Mile, Jan Smuts Avenue – 29.5 km
- Nelson Mandela Bridge – 33.0 km
- M1 South, opposite Balwin office, near Corlett Drive off-ramp – 75.2 km
- Polo Fields – 87.0 km
- Kyalami Grand Prix Circuit

Bring your family and friends to support the riders and experience the atmosphere of Johannesburg's biggest cycling celebration.

Chill Zone: Kyalami Grand Prix Circuit

Head to the Chill Zone. Here you can catch all the action with live race coverage broadcast on big screens, allowing you to follow the race and cheer on your favourite cyclists. Relax, grab something to eat or drink, enjoy the beer garden, and soak up the electric atmosphere.

For Spectators continued

Getting there: Spectators can park at **Mall of Africa** and make use of the dedicated shuttle service to and from Kyalami Grand Prix Circuit, operating from 05:30 - 16:30.

Live Broadcasting
Watch Ride Joburg LIVE! The race will be broadcast live via our Ride Joburg YouTube channel, **www.youtube.com/@RideJoburg** from 05:45 to 09:45.

For Queries

Contact Race Office: **(012) 012 5205** | **info@ridejoburg.co.za**

Office Hours:
Monday – Friday: 08:00 – 17:00
Saturday 21 November: 08:00 – 16:00
Sunday 22 November (race day): 02:30 – 16:00
Event Weekend: WhatsApp 060 747 8286
Emergency Number on Race Day: 082 911

It's Time to Own the Streets of Joburg again

'26

Congratulations your preparation is complete. Now it's time to **own the streets of Joburg**! On Sunday, embark on an unforgettable journey, embracing every kilometre.

Make this day an exhilarating celebration of life, cycling, and the City of Johannesburg.

RIDE JOBURG EST.1997

Ride Joburg at its best

947. POWERADE FIDELITY SERVICES GROUP

Joburg a world class African city · ANATOMIC SPORTSWEAR · Ford · CASTLE LITE · SANI SIXT RENT A CAR · Balwin PROPERTIES

BIOGEN FOR THE RESULTS YOU WANT · LIQUI MOLY · NETCARE 082 911 · SARZA SEARCH & RESCUE · THINK BIKE MARSHALS